

Student Guide

Accessing Your Cengage Materials



1. Find Your Course

Go to [GetEnrolled.com](https://www.cengage.com) and enter the Course Key provided by your instructor. Don't have a Course Key? Reach out to your instructor to request it.

If your instructor gave you a course registration link, you can use that as well. It will look something like this:
<https://www.cengage.com/dashboard/#/course-confirmation/xxxxxxxxxxxx/initial-course-confirmation>

2. Confirm Your Course

Double check the information on the screen to verify you're registering for the correct course. Then click "Continue."

3. Access Your Cengage Account

If you already have a Cengage account, log in now.

OR

A. New to Cengage? Register now with your school email address.

B. Verify your account to complete the registration process.


Open the "Welcome to Cengage" email that was sent to the email address you entered on the registration screen and click "Activate Cengage Account" to set your password.

Want to learn more about Cengage? Visit [cengage.com/student](https://www.cengage.com/student)



4. Confirm your Course Materials

- You've found the materials for this course! This includes access to your eBook and assignments.
- **If you purchased an access code, click "Enter your access code" to redeem it.**
- If you don't have an access code, click "Continue." Be sure to double check the course and instructor name!



5. Access Your Course Materials

Know your options!

A. Purchase materials for just this class.

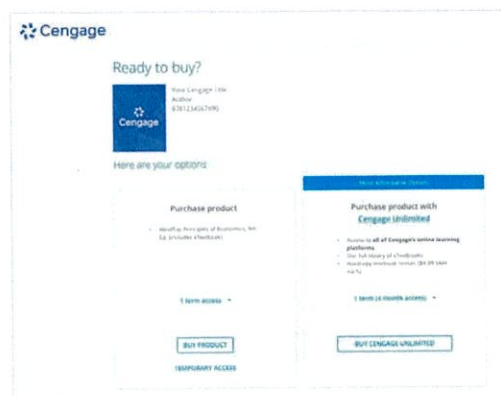
- Not ready to buy? Click "Temporary Access" to access your course materials now and make a purchase decision later.
- If you redeemed an access code already, click "Continue" to sign in.

NOTE: If you entered into Temporary Access for your course materials, you'll need to make a purchase decision once your access expires. Click "Review Purchase Options" on your dashboard to review all your options.

OR

B. Purchase Cengage Unlimited.

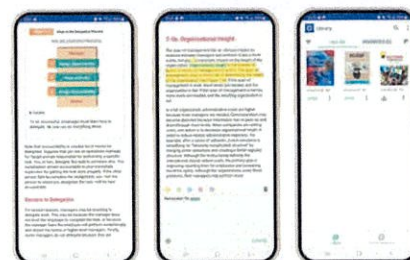
- Purchase "CENGAGE UNLIMITED" at your college/university bookstore. Or, click "BUY CENGAGE UNLIMITED" to purchase Cengage Unlimited, a subscription that includes access to all your Cengage online learning platforms, eBooks, study tools and at least four FREE textbook rentals (just pay shipping/handling).
- One subscription is all you need. It can be used across all your classes that use Cengage products.



6. Download the Cengage Read Mobile App —

Read your Cengage eBooks and study on the go with online and offline access.

Cengage Read is an eReader app built for busy students who are always on the move. It enables you to read, listen and take notes on your smartphone or tablet, wherever you are and whenever you have time. Download the app and log in with your Cengage username and password to get started.



Have Questions?

Tech support: ph.hedtechsupport@cengage.com

Learning Consultant: teresa.aureus@cengage.com

Whatsapp: +63 917 799 2861

Real-Time System Status Updates:

Visit techcheck.cengage.com to quickly see if Cengage is experiencing technical difficulties.

