

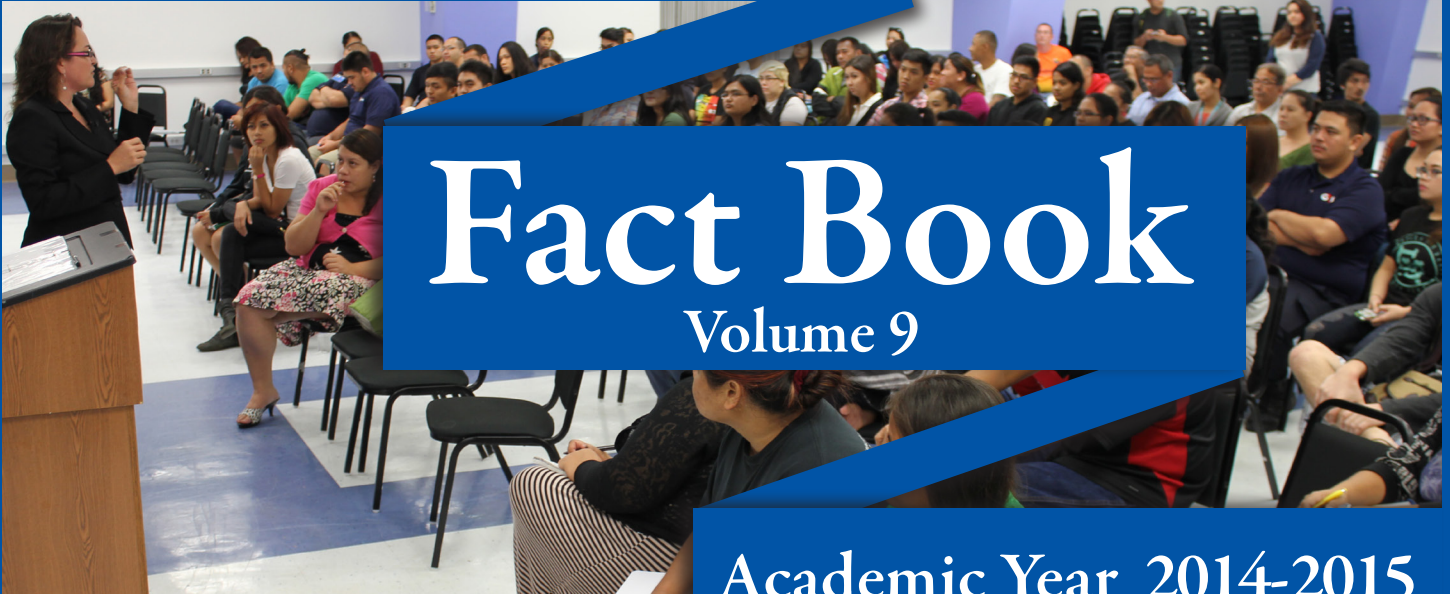


# GCC

GUAM COMMUNITY COLLEGE

*Kulehon Kumunidát Guáhan*

## Guam Community College



# Fact Book

Volume 9

Academic Year 2014-2015



## **Mission**

Guam Community College is a leader in career and technical workforce development, providing the highest quality, student-centered education and job training for Micronesia.

## ***Sinangan Misi3n (Chamorro translation)***

*Guiya i Kulehon Kumunidat Guahan, i mas takhilo' mamanaguen fina'che'cho' yan i teknikat na kinahulo' i manfafache'cho' ya u na' guaguaha nu i manakhilo' yan manmaolek na tiningo' ni i manmafananagui yan i fina'na'guen cho'cho' gi iya Maikronesiha.*

## Table of Contents

**General Information**

GCC's Mandate.....	2
Vision.....	2
Mission.....	2
<i>Sinangan Misión</i> (Chamorro Translation).....	2
Accreditation.....	2
Faculty and Facilities.....	3
GCC Programs of Study.....	4
Other Campus Information.....	5
On-Campus Technology & Facilities.....	6
Terms & Acronyms.....	6
Governance.....	7

**Post Secondary**

Unduplicated Fall Enrollment.....	8
Unduplicated Spring Enrollment.....	8
Unduplicated Enrollment By Age Group.....	9
Unduplicated Enrollment By Gender.....	9
Unduplicated Enrollment By Enrollment Status.....	9
Unduplicated Enrollment By Program.....	10
Population By Ethnicity.....	12
Population By Ethnicity-Trend Summary ...	12
Course Completion Rates.....	13
Course Completion Percentages.....	13
Dual Credit Articulated Programs.....	13
Dual Enrollment Accelerated Learning.....	13
Completers By Degree (Conferral).....	14
Completers By Certificate (Conferral).....	15
Completers By Other Awards (Conferral)....	15
Persistence Rates.....	16
Retention Rates.....	17
Student Learning Outcomes (SLOs) 2014 ...	18
Transfer Students From GCC to UOG.....	19
Guam High School Graduates Enrolled at GCC.....	20
Student Educational Goals.....	20
COMPASS Placement Testing.....	21

**Secondary**

Total Population By Program.....	22
Completers.....	23

**Continuing Education & Workforce Development**

Enrollment.....	24
Program Comparison.....	24

**Apprenticeship**

Enrollment Trends.....	25
Enrollment.....	26
Public vs. Private Comparison.....	26
Public Sector Apprentices.....	26
Private Sector Apprentices.....	27

**Adult Education**

Enrollment Trends.....	28
Completers By Program.....	28
Population By Age Group.....	29
Population By Gender and Ethnicity.....	29
Enrollment and Hours.....	29

**Employees**

Employee Class Breakdown.....	30
Faculty By Position.....	30
Employee Trends.....	30

**Total Population Served**

Total Students Served.....	31
----------------------------	----

**Benchmarks**

Student Achievement Benchmarks.....	32
-------------------------------------	----



The College's data information access software, known as the Operational Data Store (ODS) within the Banner System, as well as numerous administrative departments, provided the data presented in this Fact Book. In its attempt to present a comprehensive profile of the entire college, the Guam Community College Fact Book represents the best information available at this time.

# AY 2014-2015 Fact Book

## General Information: Mandate, Vision, Mission, Accreditation

### Guam Community College Mandate

Guam Community College (GCC) is a multi-faceted public career and technical educational institution, created by the Community College Act of 1977 (as amended by P.L. 31-99 in 2011) to strengthen and consolidate career and technical education (CTE) on Guam. The College operates secondary and postsecondary CTE programs, adult and continuing education, community education, and short-term specialized training, as dictated by community and industry needs. These programs are delivered both on and off-campus, in satellite programs at Guam's public high schools and on site at businesses as needed. The College also serves as the State Agency for Career and Technical Education under the United States Vocational Education Act of 1946, 1963, and subsequent amendments. The College offers over 50 programs of study, and prepares students for entry-level employment in career and technical fields or transfer to four-year institutions of higher education. The College offers a variety of community service and special programs to prepare students for college experiences including English as a Second Language, Adult Basic Education, General Education Development (GED®) Test preparation and testing, and an Adult High School Diploma program.

### Vision

Guam Community College will be the premier educational institution for providing globally recognized educational and workforce development programs.

### Mission

Guam Community College is a leader in career and technical workforce development, providing the highest quality, student-centered education and job training for Micronesia.

### *Sinangan Misi3n (Chamorro translation)*

*Guiya i Kulehon Kumunidat Guahan, i mas takhilo' mamanaguen fina'che'cho' yan i teknikat na kinahulo' i manfáfache'cho' ya u na' guáguaha nu i manakhilo' yan manmaolek na tiningo' ni i manmafananágui yan i fina'na'guen cho'cho' gi iya Maikronesiha.*

### Accreditation

GCC is accredited by the Accrediting Commission for Community and Junior Colleges (ACCJC), Western Association of Schools and Colleges (WASC). It has been continuously accredited since 1979 by ACCJC/WASC, with the most recent recertification affirmation of accreditation received in 2012 and lasting for the maximum allowable period of six years. Documents describing the accreditation of the College may be examined at the Academic Vice President's office. The Registrar may also be contacted for further information or to make arrangements to examine the accreditation documents. With the recommendation of the Curriculum Review Board of the American Association of Medical Assistants (AAMAE), GCC's Medical Assisting program has also been accredited by the Commission on Accreditation of Allied Health Education Programs (CAAHEP) since 2003.



**General Information: Faculty and Facilities****Faculty and Facilities**

The College faculty are well qualified by their education, experience and industry certifications to offer courses and programs of study which achieve the mission of the College. Faculty credentials are found at the back of the Academic Year 2014-2015 Catalog published by the College in both print and online formats.

The College is located in the village of Mangilao on a 32.75 acre-campus. Standard classroom facilities are housed in permanent concrete buildings. Metal buildings are used primarily for career and technical education shop facilities. In the past eight years, several major capital improvement projects to expand and improve the College's facilities included the construction of new buildings and the renovation of existing ones.

The Anthony A. Leon Guerrero Allied Health Center opened on December 21, 2009, and was used for the first time in January 2010. The two-story, 22,000 square foot facility houses two lecture halls, a computer lab for nursing students, two science labs, two nursing classrooms, two nursing labs, one administration lab, one clinical lab, one simulated hospital classroom, one conference room, and faculty and staff facilities. The total cost of construction for the Allied Health Center was \$4.03 million. The Allied Health Center houses GCC's Practical Nursing and Medical Assisting programs, as well as science courses with laboratory components.

The LEED-Gold certified Learning Resource Center opened on December 10, 2010 and is the first LEED-certified building for the Government of Guam. The total cost of construction for the LRC was \$4.3 million, while furniture and equipment costs were approximately \$900,000. The building was funded through grants from the U.S. Departments of Education, Interior, Energy, and Agriculture, as well as the GCC Foundation Board of Governors, which provided the money for the architectural and engineering design of the building.

A new Student Center, the third new building constructed on the GCC campus within a three-year span, was built adjacent to the Learning Resource Center and opened in December 2011. The Center consists of a two-story, 22,000 square foot facility that includes a plaza and student square, a student lounge, meeting rooms, and energy efficient photovoltaics installed on its roof. The completely renovated GCC Foundation Center opened on November 5, 2012. The Center is a two-story 21,000 square foot building with classrooms and testing rooms for Adult Basic Education, Adult Secondary Education, and English as a Second Language courses. The building also includes an expanded College Bookstore and a café for students.

The renovation and upgrade of Building 200 began in July 2013 and was reopened as Building E in December of 2014. It is a two-story, 22,600 square foot structure containing ten classrooms/labs, a study room and an exercise room. It is slated to be GCC's third LEED-certified structure, and is the fifth new or renovated building to be constructed on the campus since 2009.

In its continuing efforts to expand and improve facilities, the College began the architecture and engineering design for the renovation and expansion of Building 100 in July 2013; and, the expansion of the Director Gregorio Guevara Perez Crime Lab which will include a classroom for the GCC Criminal Justice Program's Forensic Lab Technician concentration and a DNA lab for the Guam Police Department is also in the planning stages.

All four of GCC's new buildings were designed by Taniguchi Ruth Makio Architects as part of the College's Physical Master Plan. The College's Physical Master Plan (2011-2015) projects the growth of the College over a 5-year and 10-year period.

**AY 2014-2015 Fact Book****General Information: GCC Programs of Study****Associate of Arts**

Culinary Arts  
Education  
Interdisciplinary Arts and Sciences

**Associate of Science**

Accounting  
Automotive Service Technology  
Civil Engineering Technology  
Computer Networking  
Computer Science  
Criminal Justice  
Early Childhood Education  
Emergency Management  
Food & Beverage Management  
Hotel Operations & Management  
Human Services  
Marketing  
Medical Assisting  
Office Technology  
Pre-Architectural Drafting  
Supervision & Management  
Surveying Technology  
Tourism & Travel Management  
Visual Communications

**Certificate**

Automotive Service Technology  
Computer Aided Design & Drafting  
Computer Science  
Construction Technology  
Criminal Justice  
Early Childhood Education  
Education  
Emergency Management  
Family Services  
Fire Science Technology  
Medical Assisting  
Medium/Heavy Truck Diesel Technology  
Office Technology  
Practical Nursing  
Supervision & Management  
Surveying Technology

**Continuing Education & Lifelong Learning****GCC Career and Technical Education****Programs in GDOE High Schools**

Health Careers & Sciences  
Automotive: Collision Repair & Refinishing Technology  
Automotive Services Technology  
Construction Trades: AutoCAD  
Construction Trades: Carpentry  
Early Childhood Education  
Electronics Technology  
Marketing  
Tourism: Lodging Management Program (LMP)  
Tourism: Prostart (Culinary)  
Visual Communications

**General Education Development****Adult High School****Apprenticeship**

Accounting Technician  
Auto Body Repairer  
Automobile Mechanic  
Automotive Technology Specialist  
Biomedical Technician  
Boiler Operator  
Cable Installer  
Carpenter  
Cement Mason  
Chief of Party  
Child Care Development Specialist  
Computer Operator  
Computer Programmer  
Construction Equipment Mechanic  
Cook  
Correction Officer  
Cosmetologist  
Crime Scene Technician  
Customer Service Representative  
Diesel Mechanic  
Drafter, Architectural  
Drafter, Civil  
Drafter, Structural  
Electrical Technician  
Electrician  
Electrician, Powerhouse  
Machinist, Outside  
Maintenance Mechanic  
Maintenance Repairer, Building

Marine Machinery Mechanic  
Manager, Retail Store  
Office Manager/Administrative Services  
Operating Engineer  
Painter  
Painter, Shipyard  
Pipefitter  
Electrician, Ship & Boat  
Electrician, Substation  
Electronic Systems Technician  
Field Engineer  
Field Service Engineer  
Financial Management  
Graphic Designer  
Heavy Mobile Equipment Mechanic  
Information Management  
Inspector, Building  
Instrument Technician  
Insulation Worker  
Internetworking Technician  
IT Generalist  
IT Project Manager  
Line Installer Repairer  
Lineman  
Logistics Engineer  
Machinist, Marine Engine  
Pipefitter, Ship & Boat  
Plumber  
Police Officer I  
Power Plant Operator  
Powerhouse Mechanic  
Public Affairs  
Pump Servicer  
Purchasing Agent  
Refrigeration Mechanic  
Rigger, Ship & Boat  
Salesperson, Parts  
Sheetmetal Worker  
Shipfitter  
Shipwright, Ship & Boat  
Surveyor Assistant, Instrument  
Telecommunication Technician  
Treatment Plant Operator  
Truck Driver, Heavy  
Water Treatment Plant Operator  
Wastewater Treatment Plant Operator  
Welder  
Welder, Arc

**General Information: Other Campus Information****TUITION AND FEES<sup>1</sup>**

	<b>Resident</b>	<b>Non-resident</b>	<b>Foreign</b>
<b>Tuition/Credit Hour</b>	\$130.00	\$155.00	\$180.00
<b>Registration Fee</b>	\$22.00	\$22.00	\$22.00
<b>Student I.D. Card</b>	\$7.00	\$7.00	\$7.00
<b>Library Fee</b>	\$15.00	\$15.00	\$15.00
<b>Student Activity Fee</b>	\$15.00	\$15.00	\$15.00
<b>Health Fee</b>	\$15.00	\$15.00	\$15.00
<b>Student Parking Fee<sup>2</sup></b>	\$15.00	\$15.00	\$15.00
<b>Technology Fee</b>	\$73.00	\$73.00	\$73.00

**Federal Student Aid**

Pell Grant  
Federal Work Study Program  
Supplemental Education Opportunity Grant

**Scholarships**

Aklan Association of Guam  
American Association of University Women Educational Foundation  
Asian & Pacific Islander American Scholarship Fund  
Association of Government Accountants Guam Chapter  
Bill Muna Foundation  
Businesswoman of the Year-First Hawaiian Bank & Guam Business Magazine  
Coca Cola Scholars Foundation  
DEX Marketing Scholarship  
Federated States of Micronesia  
Federation of Pangasinanes on Guam  
Filipino-American President's Club of Guam  
Fonterra Cooperative Group Limited  
GCC Foundation Scholarship Fund  
Guam POST Society of American Military Engineers (SAME) Scholarship  
Guam Society of America  
Hawaii Community Foundation  
Jeff Hill Memorial Scholarship  
John K. Lee, Jr. Memorial Scholarship  
JTB Global Foundation of Micronesia (Tourism Japanese Language)  
Laguna Association of Guam  
Micronesian Chefs Association (MCA)  
QPT<sup>3</sup> Familia Quichocho, Pangelinan, Taison/Talavera/Tenorio  
Rotary Club of Northern Guam  
SKAL Club of Guam Hospitality Industry  
Soroptimist International of Guam  
Soroptimist International of the Marianas Women's Opportunity Award  
Spero-Perez Memorial Scholarship  
Take Care/GCC Allied Health Scholarship  
Western Visayas College

**Veterans Educational Benefits****Federal Trio Programs**

Project Aim

**College Access Challenge Grant Program****Student Services**

Career Guidance & Counseling Services  
Pre-Enrollment Counseling  
English & Mathematics Placement Test Advisement  
Career Information & Guidance  
Student Rights Advocacy  
Personal/Social Counseling Services  
Tutorial Services

**Health Services****Other Services**

Student Parking  
Food Service  
Coffee Shop  
Bookstore  
Student I.D. Cards

**Center for Student Involvement**

Leadership Development  
Student Governance  
Student Organizations  
Service Learning

**Educational Resources**

Learning Resources Center/Library Services  
Educational Services (Accommodative Services for Students with Disabilities)

**State Agency for Career & Technical and Adult Education Programs on Guam**

<sup>1</sup> Tuition & Fees above reflect increases, as outlined in Board of Trustees Resolution 5-2006, adopted on March 9, 2006, and re-adopted on March 10, 2011. Contact the Registrar's Office for further information.

<sup>2</sup> The issuance of parking decals has been suspended until further notice by the Student Support Services Office beginning July of 2013.

# AY 2014-2015 Fact Book

## General Information: On-Campus Technology & Facilities; Terms & Acronyms

### On-Campus Technology & Facilities

**Technology Center****(Building 1000)**

Cisco Networking Systems Lab  
 CAT-5/Fiber Optics Lab  
 Electronics Networking  
 Systems Lab  
 PC Repair Lab  
 Industry Certification Labs-2  
 Graphics/Web/Video Labs-3  
 Video/Photography Studio  
 Prometric/Pan Testing Lab  
 (16 computers)  
 Lecture Halls/Presentation  
 Rooms-3

**Student Services & Administration****Building (Building 2000)****A Building**

Classroom Computer Labs-3  
 Classroom Computer Mini-Lab

**B Building**

Student Success Center

**C Building**

Portable Classroom Computer Labs-2  
 Classroom Computer Lab  
 Classroom Computer Mini-Labs-2

**D Building**

Classroom Computer Labs-6

**E Building**

Manzana Room  
 AutoCAD Classroom  
 Exercise Room  
 Student Study Room  
 Education Material Lab  
 Recycling Center

**Foundation Building****(Building 6000)****Learning Resource Center****(Building 4000)**

Open Computer Lab  
 EBSCO Database – 7,000+  
 periodicals  
 SirsiDynix Online Scholars' Portal  
 (iLibrary)  
 Photocopy & Printing  
 24/7 on-line library catalog

**Student Center (Building 5000)**

Open Computer Lab  
 Student Health Center  
 Student Lounge  
 Training Room

**Multipurpose Auditorium****Anthony A. Leon Guerrero Allied****Health Center****(Building 3000)**

Lecture Halls-2  
 Computer Lab  
 Science Labs-2  
 Nursing Labs-2  
 Administration Lab  
 Clinical Lab  
 Medical Classroom  
 Communication Rooms-2  
 Conference Room

**Other Facilities**

Cosmetology Lab (Building 100)  
 Culinary Arts Kitchen Lab (Building 400)  
 ProStart Kitchen (Building 300)  
 Trades & Industry Park (Building 500,  
 600 & 900)

### Terms & Acronyms

**AA** Associate of Arts.

**ABE** Adult Basic Education.

**Adjunct** Part-time faculty.

**AHS** Adult High School.

**AS** Associate of Science.

**ASE** Adult Secondary Education (Adult High School).

**AY** Academic Year (Fall and Spring semesters).

**CERT** Certificate.

**COMPASS** A computer-adaptive college placement program that uses test results to quickly evaluate incoming students' skill levels in the areas of reading, writing skills, writing essay, and math.

**Completer** A student who receives a degree, diploma, certificate, or other formal award. In order to be considered a completer, the degree/award must actually be conferred.

**DCAPS** Dual Credit Articulated Programs of Study.

**DEAL** Dual Enrollment Accelerated Learning.

**Declared** A student pursuing a specific post-secondary certificate or degree.

**Enrichment Student** A student who does not intend to declare a major or pursue a degree program, but who plans to complete more than 18 credit hours of postsecondary work.

**FY** Fiscal Year (October 1–September 30).

**GED®** General Education Development Test

**Headcount** The count of students enrolled in a given period of time (e.g. semester, annual, etc.). This can be either duplicated or unduplicated counts.

**HS** High School.

**Journeyworker Certificate** Programs approved and registered with the Bureau of Apprenticeship & Training, United States Department of Labor.

**Not Reported** Information was not indicated on the Student Information Form.

**ODS** The Operational Data Store is the College's institution-wide information reporting system within the Banner system.

**Other Programs** For purposes of this publication, other programs include undeclared students, enrichment students and students seeking a Journeyworker Certificate, an Adult High School diploma, or industry certification.

**TPS** School of Trades and Professional Services.

**TSS** School of Technology and Student Services.

**Undeclared** A student taking courses who has not formally identified a particular degree, certificate or diploma program.

**Unduplicated Enrollment** Refers to students enrolled for credit with each student counted only once during the reporting period (e.g. semester, etc.), regardless of when the student enrolled.



**General Information: Governance****BOARD OF TRUSTEES**

Deborah C. Belanger, Chairperson  
 John T. Benito, Vice Chairperson  
 Frank P. Arriola, Secretary  
 Richard P. Sablan, Treasurer  
 Gina Y. Ramos, Member  
 Elmarie Anderson, Student Member  
 Frederick Tupaz, Faculty Advisory Member  
 Kenneth C. Bautista, Support Staff Advisory Member  
 Mary A.Y. Okada, Ed.D., CEO/President

**FOUNDATION BOARD OF GOVERNORS**

Lorraine S. Okada, Chairperson  
 Gerard A. Cruz, Vice Chairperson  
 James A. Martinez, Secretary  
 Josephine L. Mariano, Treasurer  
 Gina Y. Ramos, Ex-officio Member  
 Eduardo R. Ilao, Member  
 Annmarie T. Muna, Member  
 Eloy S. Lizama, Member  
 Carline B. Bukikosa, Member  
 Deborah C. Belanger, Ex-officio Member  
 Mary A.Y. Okada, Ed.D., CEO/President

**OFFICERS OF THE COLLEGE**

Mary A. Y. Okada Ed.D., President  
 R. Ray D. Somera, Ph.D., Vice President, Academic Affairs  
 Carmen Kwek Santos, M.B.A., C.P.A., Vice President, Finance and Administration  
 Virginia C. Tudela, Ph.D., Dean, School of Trades and Professional Services  
 Michael L. Chan, Ed.D., Acting Dean, School of Technology and Student Services  
 Elizabeth Diego, Ph.D., Associate Dean, School of Trades and Professional Services  
 R. Gary Hartz, Associate Dean, School of Trades and Professional Services

**STAFF SENATE**

Antonia M. Chamberlain, President  
 Latisha Ann N. Leon Guerrero, Vice President  
 Ana Mari C. Atoigue, Secretary/Treasurer  
 Kenneth C. Bautista, Representative At Large  
 Rosita G. Quitugua, Representative At Large  
 Vivian C. Guerrero, Representative At Large  
 Donnie L. Lizama, Representative At Large  
 Tara Rose A. Pascua, Representative At Large  
 Kimberly C. Bautista, Representative At Large  
 Apolline San Nicolas, HR Advisory Member  
 Barbara Blas, GCC Senate Word Processing Secretary II

**FACULTY SENATE**

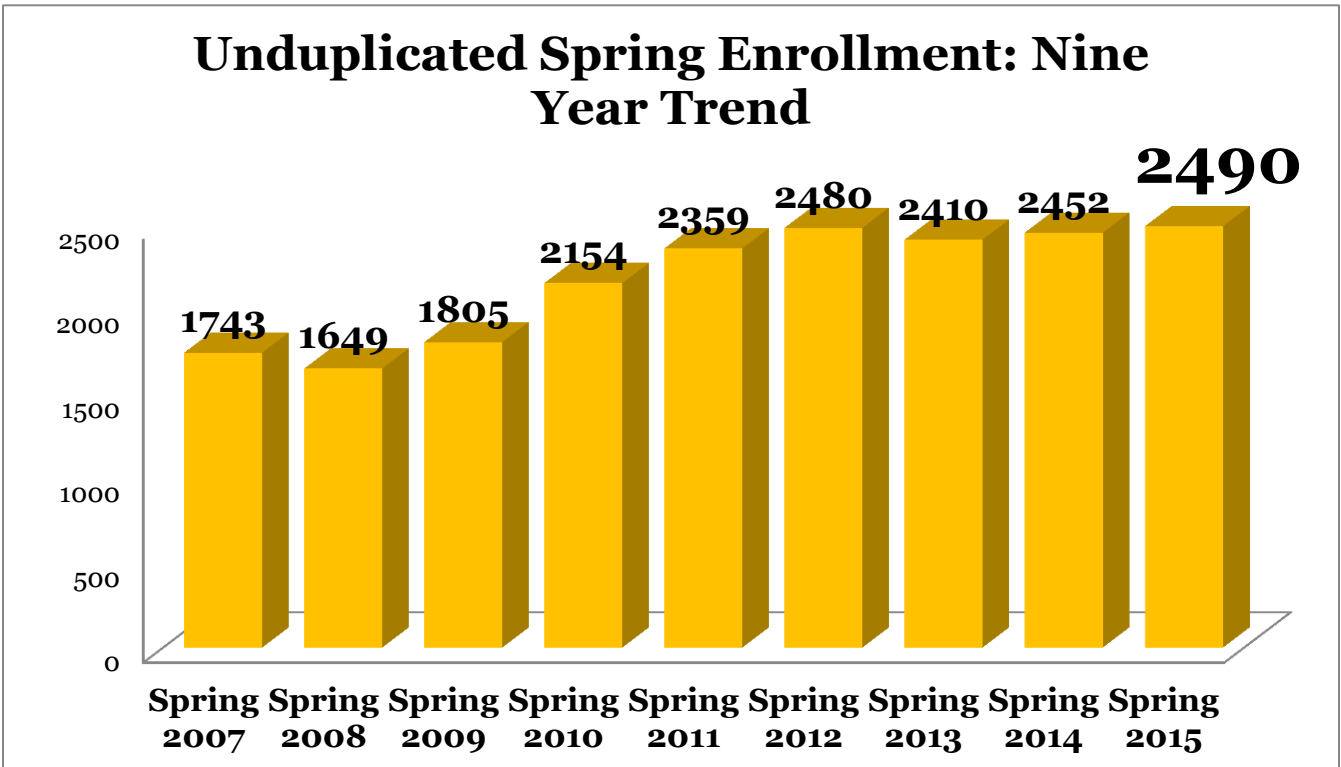
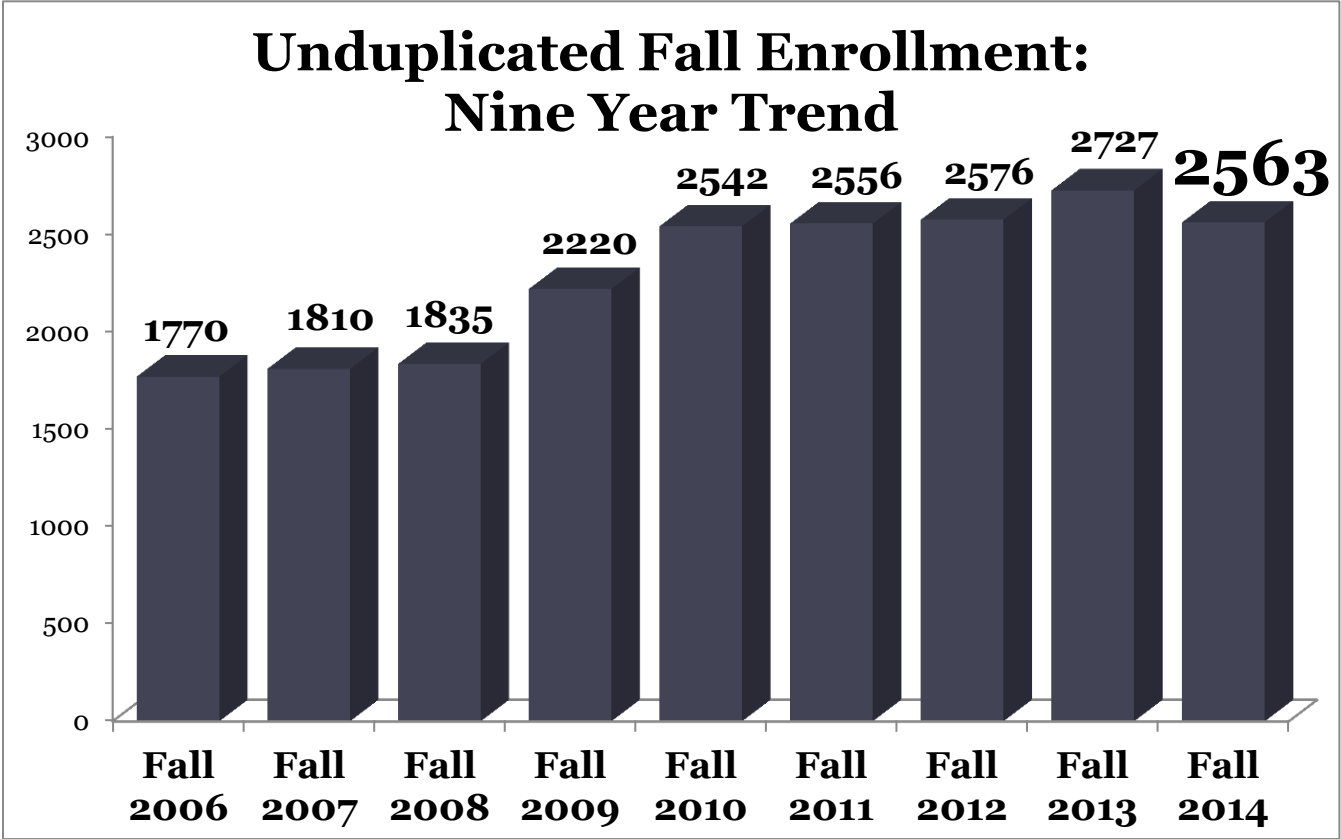
Anthony Roberto, President  
 Sarah S. Leon Guerrero, President-Elect  
 Troy Lizama, At Large Member  
 Carl E. Torres, At Large Member  
 Robin P. Roberson, Past President

**COUNCIL ON POSTSECONDARY STUDENT AFFAIRS (COPSA)**

Rosanna Martinez, President  
 Abbie Battung, Vice President  
 Jesselyn Sangon, Secretary  
 Shawn Fernandez, Treasurer  
 Zachary Sablan, Parliamentarian  
 Johnny Worswick, Historian

# AY 2014-2015 Fact Book

## Postsecondary: Enrollment



SOURCE: Operational Data Store (ODS), Banner System and GCC Fact Book-Volumes 1, 2, 3, 4, 5, 6, 7 & 8.

## Postsecondary: Enrollment by Age, Gender, and Enrollment Status

## Unduplicated Enrollment By Age Group: Nine-Year Trend

AGE	Fall 2006	%	Fall 2007	%	Fall 2008	%	Fall 2009	%	Fall 2010	%	Fall 2011	%	Fall 2012	%	Fall 2013	%	Fall 2014	%
<b>20 &amp; under</b>	451	25%	547	30%	573	31%	708	32%	850	34%	1122	44%	1023	40%	1013	37%	902	35%
<b>21-25</b>	575	32%	613	34%	571	31%	680	31%	786	31%	736	29%	834	32%	942	35%	917	36%
<b>26-31</b>	290	16%	252	14%	265	15%	291	13%	359	14%	300	12%	325	13%	352	13%	341	13%
<b>32-41</b>	270	15%	240	13%	240	13%	299	13%	304	12%	231	9%	215	8%	258	10%	247	10%
<b>42-54</b>	137	8%	123	7%	147	8%	200	9%	189	7%	128	5%	138	5%	121	4%	123	5%
<b>55 &amp; older</b>	47	3%	35	2%	39	2%	36	2%	53	2%	39	1%	41	2%	40	1%	33	1%
<b>Not Reported</b>	0	0%	0	0%	0	0%	6	0%	1	0%	0	0%	0	0%	1	0%	0	0%
<b>GRAND TOTAL</b>	<b>1770</b>	<b>100%</b>	<b>1810</b>	<b>100%</b>	<b>1835</b>	<b>100%</b>	<b>2220</b>	<b>100%</b>	<b>2542</b>	<b>100%</b>	<b>2556</b>	<b>100%</b>	<b>2576</b>	<b>100%</b>	<b>2727</b>	<b>100%</b>	<b>2563</b>	<b>100%</b>

## Unduplicated Enrollment By Gender: Nine-Year Trend

GENDER	Fall 2006	%	Fall 2007	%	Fall 2008	%	Fall 2009	%	Fall 2010	%	Fall 2011	%	Fall 2012	%	Fall 2013	%	Fall 2014	%
<b>Female</b>	1065	60%	1062	59%	1071	58%	1191	54%	1428	56%	1400	55%	1426	55%	1506	55%	1424	56%
<b>Male</b>	705	40%	748	41%	764	42%	1029	46%	1114	44%	1156	45%	1150	45%	1221	45%	1139	44%
<b>GRAND TOTAL</b>	<b>1770</b>	<b>100%</b>	<b>1810</b>	<b>100%</b>	<b>1835</b>	<b>100%</b>	<b>2220</b>	<b>100%</b>	<b>2542</b>	<b>100%</b>	<b>2556</b>	<b>100%</b>	<b>2576</b>	<b>100%</b>	<b>2727</b>	<b>100%</b>	<b>2563</b>	<b>100%</b>

## Unduplicated Enrollment By Enrollment Status: Nine-Year Trend

ENROLLMENT STATUS	Fall 2006	%	Fall 2007	%	Fall 2008	%	Fall 2009	%	Fall 2010	%	Fall 2011	%	Fall 2012	%	Fall 2013	%	Fall 2014	%
<b>Full Time</b>	670	38%	695	38%	657	36%	832	37%	865	34%	858	34%	970	38%	1055	39%	1023	40%
<b>Part Time</b>	1100	62%	1115	62%	1178	64%	1388	63%	1677	66%	1698	66%	1606	62%	1672	61%	1540	60%
<b>GRAND TOTAL</b>	<b>1770</b>	<b>100%</b>	<b>1810</b>	<b>100%</b>	<b>1835</b>	<b>100%</b>	<b>2220</b>	<b>100%</b>	<b>2542</b>	<b>100%</b>	<b>2556</b>	<b>100%</b>	<b>2576</b>	<b>100%</b>	<b>2727</b>	<b>100%</b>	<b>2563</b>	<b>100%</b>

SOURCE: Operational Data Store (ODS), Banner System and GCC Fact Book-Volumes 1, 2, 3, 4, 5, 6, 7 &amp; 8.

**AY 2014-2015 Fact Book****Postsecondary: Unduplicated Enrollment by Program**

Associate of Arts Degree Program	Fall 2006	Fall 2007	Fall 2008	Fall 2009	Fall 2010	Fall 2011	Fall 2012	Fall 2013	Fall 2014
AA in Culinary Arts	16	36	57	77	92	97	118	103	107
AA in Education	47	87	92	116	127	143	155	198	222
AA in Interdisciplinary Arts and Sciences <sup>3</sup>	42	76	107	137	148	182	194	206	198
<b>Associate of Arts Grand Total*</b>	<b>105</b>	<b>199</b>	<b>256</b>	<b>330</b>	<b>367</b>	<b>422</b>	<b>467</b>	<b>507</b>	<b>527</b>

Associate of Science Degree Program	Fall 2006	Fall 2007	Fall 2008	Fall 2009	Fall 2010	Fall 2011	Fall 2012	Fall 2013	Fall 2014
AS in Accounting	54	79	66	86	99	114	106	127	113
AS in Automotive Service Technology	11	21	31	56	72	86	80	93	75
AS in Automotive Tech <sup>4</sup>	26	16	11	3	1	-	-	-	-
AS in Civil Engineering Technology <sup>5</sup>	-	-	-	-	-	-	0	0	6
AS in Computer Networking	8	15	21	33	40	55	56	61	60
AS in Computer Science	78	71	80	92	96	110	92	92	77
AS in Criminal Justice	55	68	86	143	169	237	223	225	230
AS in Early Childhood Education	57	79	99	112	119	127	110	116	125
AS in Electronics Networking <sup>6</sup>	4	4	1	-	-	-	-	-	-
AS in Emergency Management <sup>7</sup>	-	0	0	2	5	9	9	7	4
AS in Food & Beverage Management <sup>8</sup>	-	-	-	-	14	13	12	10	5
AS in Hospitality Industry Mgmt <sup>9</sup>	51	53	59	60	-	-	-	-	-
AS in Hotel Operations & Management <sup>10</sup>	-	-	-	-	14	16	26	36	27
AS in Human Services <sup>11</sup>	-	-	-	-	-	-	-	-	0
AS in Marketing	22	25	24	25	28	32	59	50	60
AS in Medical Assisting	94	113	113	102	97	101	98	236	232
AS in Office Technology	23	31	23	30	33	29	19	30	25
AS in Pre-Architectural Drafting <sup>12</sup>	-	-	-	-	7	15	23	31	26
AS in Sign Language Interpreting <sup>13</sup>	1	0	-	-	-	-	-	-	-
AS in Supervision & Management	27	43	43	59	76	84	81	75	82
AS in Surveying Technology <sup>14</sup>	-	-	-	-	3	4	3	2	6
AS in Tourism & Travel Mgmt <sup>15</sup>	-	-	-	-	58	62	60	73	66
AS in Visual Communications	19	26	43	48	48	61	68	93	96
<b>Associate of Science Grand Total*</b>	<b>530</b>	<b>644</b>	<b>700</b>	<b>851</b>	<b>979</b>	<b>1155</b>	<b>1125</b>	<b>1357</b>	<b>1315</b>

\*Includes duplicated student enrollment across the nine-year timeframe.

SOURCE: Operational Data Store (ODS), Banner System and GCC Fact Book-Volumes 1, 2, 3, 4, 5, 6, 7 & 8.

<sup>3</sup> Formerly AA in Liberal Arts and AA in Liberal Studies.

<sup>4</sup> Program replaced with AS in Automotive Service Technology in Fall of 2006.

<sup>5</sup> Program was reinstated in November of 2011.

<sup>6</sup> Program was changed to AS in Computer Networking in Summer of 2005. One student remained continuously enrolled and received an AS in Electronics Networking.

<sup>7</sup> Program was adopted in April of 2007 and began in Fall of 2007.

<sup>8</sup> From Fall 2003 through Spring 2010, the Food & Beverage Management emphasis was under the AS in Hospitality Industry Management program.

<sup>9</sup> Program changed to AS in Hotel Operations, AS in Food & Beverage Management, and AS in Tourism & Travel Management in Fall of 2010.

<sup>10</sup> From Fall 2003 through Spring 2010, the Hotel Operations & Management emphasis was under the AS in Hospitality Industry Management program.

<sup>11</sup> Program adopted in June of 2014.

<sup>12</sup> Program was reinstated in April of 2010 as AS in Pre-Architectural Drafting. Previous program title was Architectural Engineering Technology in the 2002-2003 catalog.

<sup>13</sup> Program archived in September of 2008. One student remained continuously enrolled and received an AS in Early Childhood Education.

<sup>14</sup> Program adopted in April of 2009.

<sup>15</sup> From Fall 2003 through Spring 2010, the Tourism & Travel Management emphasis was under the AS in Hospitality Industry Management program.

## Postsecondary: Unduplicated Enrollment by Program

Certificate Program	Fall 2006	Fall 2007	Fall 2008	Fall 2009	Fall 2010	Fall 2011	Fall 2012	Fall 2013	Fall 2014
CERT in Accounting <sup>16</sup>	9	4	2	2	1	-	-	-	-
CERT in Automotive Service Technology	2	11	11	15	20	24	20	6	9
CERT in Automotive Tech <sup>17</sup>	21	13	5	2	1	1	-	-	-
CERT in Computer Aided Design & Drafting <sup>18</sup>	-	-	-	-	2	2	1	2	0
CERT in Computer Science	11	6	5	9	4	8	2	3	3
CERT in Construction Technology	0	1	0	5	18	25	26	28	37
CERT in Cosmetology <sup>19</sup>	20	19	17	33	40	35	15	3	2
CERT in Criminal Justice	3	21	46	15	17	24	17	17	15
CERT in Early Childhood Education	5	4	4	9	21	9	9	4	4
CERT in Education	4	5	8	3	5	2	7	2	5
CERT in Emergency Management <sup>20</sup>	-	0	0	0	2	1	1	0	2
CERT in Family Services <sup>21</sup>	-	-	-	-	-	-	-	5	10
CERT in Fire Science	1	0	0	1	27	4	0	4	5
CERT in Medical Assisting	17	21	24	34	30	21	18	31	28
CERT in Medium/Heavy Truck Diesel Tech <sup>22</sup>	-	-	-	0	0	0	0	0	1
CERT in Office Technology	5	4	4	3	2	0	4	2	5
CERT in Practical Nursing	27	24	36	42	37	23	21	22	24
CERT in Pre-Nursing <sup>23</sup>	0	0	1	84	148	183	196	44	13
CERT in Sign Language Interpreting <sup>24</sup>	0	1	3	1	1	-	-	-	-
CERT in Supervision & Management	1	3	7	7	2	2	4	6	5
CERT in Surveying Technology <sup>25</sup>	-	-	-	0	0	1	0	0	0
CERT in Systems Technology <sup>26</sup>	2	10	6	3	-	-	-	-	-
<b>Certificate Grand Total*</b>	<b>128</b>	<b>147</b>	<b>179</b>	<b>268</b>	<b>378</b>	<b>365</b>	<b>341</b>	<b>179</b>	<b>168</b>

Other Programs	Fall 2006	Fall 2007	Fall 2008	Fall 2009	Fall 2010	Fall 2011	Fall 2012	Fall 2013	Fall 2014
Cosmetology Certificate	0	0	0	0	0	0	0	12	16
Criminal Justice Certificate	7	6	3	3	0	0	1	2	2
Nursing Assistant Certificate	0	0	0	0	0	0	0	2	0
Industry Certification	0	0	0	0	1	0	0	0	0
Adult High School Diploma (AHS)	123	53	78	91	76	83	79	94	111
GED <sup>®</sup>	20	2	0	5	1	0	3	1	3
Enrichment	0	0	1	5	2	1	0	0	0
Journeyworker Certificate	65	91	111	194	184	155	113	139	104
Undeclared	792	668	507	473	554	375	447	434	316
<b>Other Programs Grand Total*</b>	<b>1007</b>	<b>820</b>	<b>700</b>	<b>771</b>	<b>818</b>	<b>614</b>	<b>643</b>	<b>684</b>	<b>552</b>

\*Includes duplicated student enrollment across the nine-year timeframe.

SOURCE: Operational Data Store (ODS), Banner System and GCC Fact Book-Volumes 1, 2, 3, 4, 5, 6, 7 & 8.

<sup>16</sup> Program archived in May of 2006; however, one student remains continuously enrolled.

<sup>17</sup> Program replaced with CERT in Automotive Service Technology in Fall of 2006; however one student remains continuously enrolled.

<sup>18</sup> Program reinstated in May of 2010 and last appeared in the 1999-2000 catalog.

<sup>19</sup> Implementation of the Cosmetology Industry Certification is effective in Spring of 2013.

<sup>20</sup> Program adopted in April of 2007 and began in Fall of 2007.

<sup>21</sup> Program reinstated in February of 2013.

<sup>22</sup> Program adopted in July of 2009.

<sup>23</sup> Program archived March of 2014.

<sup>24</sup> Program archived in September of 2008; however, one student remains continuously enrolled.

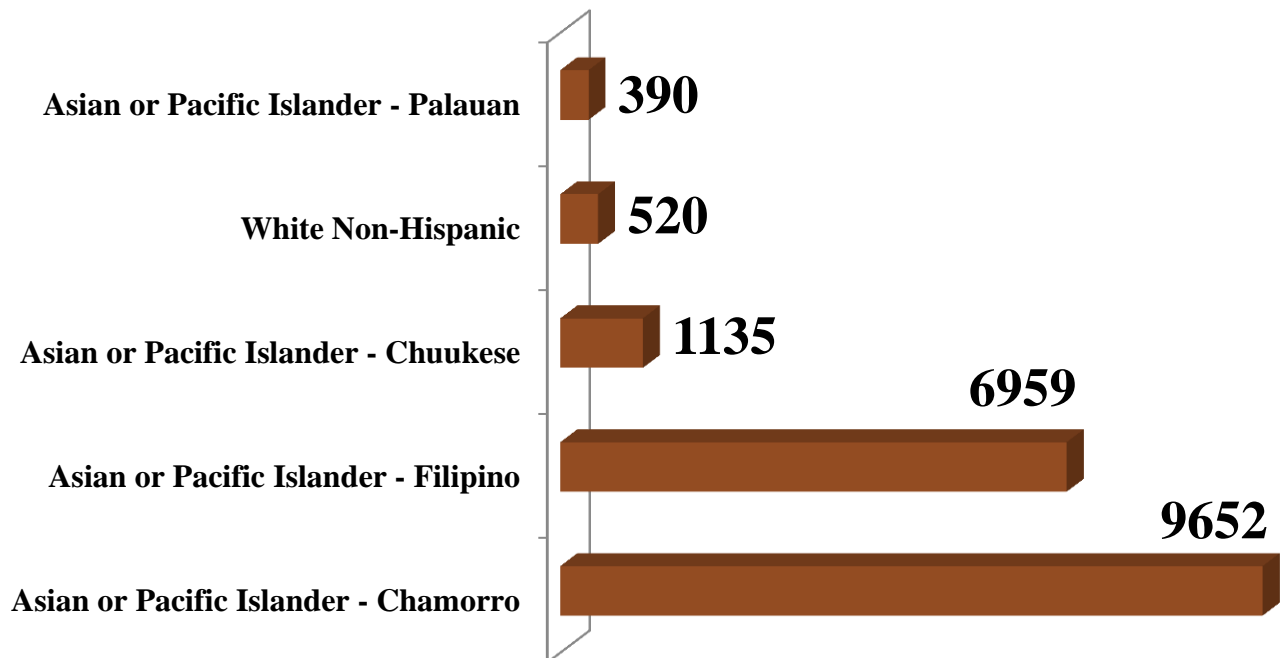
<sup>25</sup> Program reinstated in April of 2009 and previous program title was a Certificate in Basic Surveying.

<sup>26</sup> Program archived in April of 2009.

**AY 2014-2015 Fact Book****Population by Ethnicity: Nine-Year Trend**

ETHNICITY	Fall 2006	Fall 2007	Fall 2008	Fall 2009	Fall 2010	Fall 2011	Fall 2012	Fall 2013	Fall 2014
Am. Indian or Alaskan Native	0	1	3	2	2	4	4	6	4
Asian or Pacific Islander-Asian Indian	10	5	4	5	3	1	1	5	2
Asian or Pacific Islander (API)	7	10	12	12	7	6	7	7	4
API - Chamorro	784	802	904	1127	1204	1201	1144	1256	1226
API - Chinese	18	14	12	18	25	20	21	21	16
API - Chuukese	138	139	100	121	144	156	122	118	91
API - Filipino	546	565	578	665	840	872	969	984	933
API - Japanese	23	25	24	31	34	23	16	11	14
API - Korean	35	26	20	15	18	25	22	27	19
API - Kosraean	8	4	2	5	6	9	5	9	10
API - Marshallese	4	1	1	3	4	5	6	5	5
API - Palauan	23	40	31	43	53	42	36	58	52
API - Pohnpeian	17	14	7	17	23	32	42	36	35
API - Vietnamese	3	1	5	2	3	7	3	2	2
API - Yapese	28	34	22	32	27	34	55	50	42
Black Non-Hispanic	16	19	12	12	19	18	17	24	31
Hispanic	17	14	15	16	14	14	14	13	9
White Non-Hispanic	66	60	43	50	64	52	54	61	51
Not Reported	27	36	40	44	52	35	38	34	17
<b>Grand Total</b>	<b>1770</b>	<b>1810</b>	<b>1835</b>	<b>2220</b>	<b>2542</b>	<b>2556</b>	<b>2576</b>	<b>2727</b>	<b>2563</b>

### Five Largest Ethnic Groups (Nine Year Total)

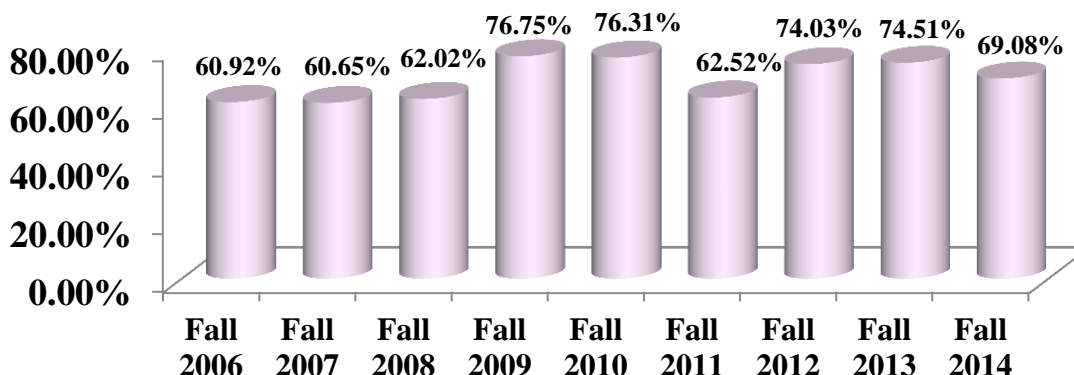


SOURCE: Operational Data Store (ODS), Banner System and GCC Fact Book-Volumes 1, 2, 3, 4, 5, 6, 7 & 8.



**Course Completion Rates (Nine-Year Trend); DCAPS; DEAL****Successful Course Completion: Nine-Year Trend**

<b>OUTCOMES</b>	<b>Fall 2006</b>	<b>Fall 2007</b>	<b>Fall 2008</b>	<b>Fall 2009</b>	<b>Fall 2010</b>	<b>Fall 2011</b>	<b>Fall 2012</b>	<b>Fall 2013</b>	<b>Fall 2014</b>
<b>Earned Credit for the course</b>	3209	2840	2958	4347	5111	4538	4905	5410	5289
<b>No Credit, but successfully completed course</b>	9	349	342	476	440	598	681	636	532
<b>TOTAL Successful Outcomes</b>	3218	3189	3300	4823	5551	5136	5586	6046	5821
<b>Total Registrations</b>	5282	5258	5321	6284	7274	8215	7546	8114	8426

**Successful Course Completion Percentages  
(Nine Year Trend)****Dual Credit Articulated Program of Study (DCAPS) Awardees**

	<b>AY 2011-2012</b>	<b>AY 2012-2013</b>	<b>AY 2014-2015</b>
Dual Credit Articulated Programs of Study (DCAPS) <sup>27</sup>	9	39	33

**Dual Enrollment Accelerated Learning (DEAL) Enrollment\***

	<b>AY 2009-2010</b>	<b>AY 2010-2011</b>	<b>AY 2011-2012</b>	<b>AY 2012-2013</b>	<b>AY 2013-2014</b>
Dual Enrollment Accelerated Programs of Study (DEAL) <sup>28</sup>	5	11	10	4	18

SOURCE: Admissions & Registration Office, Academic Vice President's Office, Operational Data Store (ODS), Banner System and GCC Fact Book-Volumes 1, 2, 3, 4, 5, 6, 7 & 8.

<sup>27</sup> Under the Dual Credit Articulated Programs of Study (DCAPS), students enrolled in GCC's Career and Technical Education courses in the five Guam public high schools can earn college credit in GCC postsecondary programs if they earn a grade of "B" or better in these CTE programs. The DCAPS program was implemented in the spring of 2012.

<sup>28</sup> GCC's Dual Enrollment Accelerated Learning (DEAL) program allows eligible students to enroll in college courses concurrently with high school courses to receive both high school and college credit simultaneously. GCC has DEAL program agreements with Guam's five public high schools, with Father Duenas Memorial School, Notre Dame Catholic School, and with the Home School Association of Guam. The DEAL program course articulation became effective in the spring of 2010. More private schools on Guam are interested to join the program in the upcoming academic year.

# AY 2014-2015 Fact Book

## Completers: Degree (Conferral) Nine-Year Trend

Associate of Arts Degree	AY 2006	AY 2007	AY 2008	AY 2009	AY 2010	AY 2011	AY 2012	AY 2013	AY 2014	Grand Total
<b>AA in Culinary Arts</b>	1	1	0	2	9	6	9	10	7	<b>45</b>
<b>AA in Education</b>	3	0	6	7	20	16	14	15	17	<b>98</b>
<b>AA in Interdisciplinary Arts &amp; Sciences</b>	3	6	4	1	5	5	8	9	20	<b>61</b>
<b>Associate of Arts Grand Total</b>	<b>7</b>	<b>7</b>	<b>10</b>	<b>10</b>	<b>34</b>	<b>27</b>	<b>31</b>	<b>34</b>	<b>44</b>	<b>204</b>

Associate of Science Degree	AY 2006	AY 2007	AY 2008	AY 2009	AY 2010	AY 2011	AY 2012	AY 2013	AY 2014	Grand Total
<b>AS in Accounting</b>	7	4	11	7	9	8	5	10	7	<b>68</b>
<b>AS in Automotive Service Technology</b>	0	0	0	0	3	3	4	3	6	<b>19</b>
<b>AS in Automotive Tech<sup>29</sup></b>	3	1	1	1	2	0	-	-	-	<b>8</b>
<b>AS in Computer Networking</b>	0	0	1	3	1	3	7	3	4	<b>22</b>
<b>AS in Computer Science</b>	11	8	6	6	8	8	6	4	8	<b>65</b>
<b>AS in Criminal Justice</b>	4	5	14	14	11	21	12	11	18	<b>110</b>
<b>AS in Early Childhood Education</b>	12	9	6	10	17	20	13	15	22	<b>124</b>
<b>AS in Electronics Networking<sup>30</sup></b>	0	0	1	-	-	-	-	-	-	<b>1</b>
<b>AS in Emergency Management<sup>31</sup></b>	-	-	0	0	1	0	0	1	1	<b>3</b>
<b>AS in Food &amp; Beverage Management<sup>32</sup></b>	-	-	-	-	-	0	6	1	0	<b>7</b>
<b>AS in Hospitality Industry Management<sup>33</sup></b>	2	1	5	2	3	4	-	-	-	<b>17</b>
<b>AS in Hotel Operations &amp; Management<sup>34</sup></b>	-	-	-	-	0	0	1	0	4	<b>5</b>
<b>AS in Human Services<sup>35</sup></b>	-	-	-	-	-	-	-	-	0	<b>0</b>
<b>AS in Marketing</b>	4	3	0	2	2	2	1	6	3	<b>23</b>
<b>AS in Medical Assisting</b>	15	9	11	5	12	13	9	24	20	<b>118</b>
<b>AS in Office Technology</b>	4	0	1	3	3	3	1	2	3	<b>20</b>
<b>AS in Pre-Architectural Drafting<sup>36</sup></b>	-	-	-	-	0	0	0	0	2	<b>2</b>
<b>AS in Sign Language Interpreting<sup>37</sup></b>	1	0	0	-	-	-	-	-	-	<b>1</b>
<b>AS in Supervision &amp; Management</b>	6	6	11	0	5	8	4	8	5	<b>53</b>
<b>AS in Surveying Technology<sup>38</sup></b>	-	-	-	0	0	0	0	0	0	<b>0</b>
<b>AS in Tourism &amp; Travel Management<sup>39</sup></b>	-	-	-	-	3	0	2	1	1	<b>7</b>
<b>AS in Visual Communications</b>	0	7	0	2	3	6	6	6	7	<b>37</b>
<b>Associate of Science Grand Total</b>	<b>69</b>	<b>53</b>	<b>68</b>	<b>55</b>	<b>83</b>	<b>99</b>	<b>77</b>	<b>95</b>	<b>111</b>	<b>710</b>

SOURCE: Operational Data Store (ODS), Banner System and GCC Fact Book-Volumes 1, 2, 3, 4, 5, 6, 7 & 8.

<sup>29</sup> Program replaced with AS in Automotive Service Technology in Fall of 2006

<sup>30</sup> Program was changed to AS in Computer Networking in Summer of 2005. One student remained continuously enrolled and received an AS in Electronics Networking.

<sup>31</sup> Program was adopted in April of 2007 and began in Fall of 2007.

<sup>32</sup> From Fall 2003 through Spring 2010, the Food & Beverage Management emphasis was under the AS in Hospitality Industry Management program.

<sup>33</sup> Program changed to AS in Hotel Operations, AS in Food & Beverage Management, and AS in Tourism & Travel Management in Fall of 2010.

<sup>34</sup> From Fall 2003 through Spring 2010, the Hotel Operations & Management emphasis was under the AS in Hospitality Industry Management program.

<sup>35</sup> Program adopted in June 2014.

<sup>36</sup> Program was reinstated in April of 2010 as AS in Pre-Architectural Drafting. Previous program title was Architectural Engineering Technology in the 2002-2003 catalog.

<sup>37</sup> Program archived in September of 2008. One student remained continuously enrolled and received an AS in Early Childhood Education.

<sup>38</sup> Program adopted in April of 2009.

<sup>39</sup> From Fall 2003 through Spring 2010, the Tourism & Travel Management emphasis was under the AS in Hospitality Industry Management program.

## Completers: Certificate and Other Programs (Conferral) Nine-Year Trend

<b>Certificate</b>	<b>AY 2006</b>	<b>AY 2007</b>	<b>AY 2008</b>	<b>AY 2009</b>	<b>AY 2010</b>	<b>AY 2011</b>	<b>AY 2012</b>	<b>AY 2013</b>	<b>AY 2014</b>	<b>Grand Total</b>
CERT in Accounting <sup>40</sup>	0	0	6	0	1	0	-	-	-	7
CERT in Automotive Service Technology	-	0	0	0	1	1	1	1	1	5
CERT in Automotive Tech <sup>41</sup>	3	2	1	-	-	-	-	-	-	6
CERT in Computer Aided Design & Drafting <sup>42</sup>	-	-	-	-	0	0	0	0	0	0
CERT in Computer Science	3	3	2	1	0	1	0	0	3	13
CERT in Construction Technology	0	1	0	0	0	0	0	0	0	1
CERT in Cosmetology	1	0	0	1	0	0	0	1	0	3
CERT in Criminal Justice	21	2	11	35	11	7	9	4	9	109
CERT in Early Childhood Education	4	3	2	3	3	27	1	1	4	48
CERT in Education	0	0	2	8	2	1	1	1	2	17
CERT in Emergency Management <sup>43</sup>	-	-	0	0	0	0	0	0	0	0
CERT in Family Services	-	-	-	-	-	-	-	0	1	1
CERT in Fire Science	0	0	0	0	0	26	0	0	0	26
CERT in Medical Assisting	16	10	14	6	9	13	8	1	21	98
CERT in Medium/Heavy Truck Diesel Technology <sup>44</sup>	-	-	-	0	0	0	0	0	0	0
CERT in Office Technology	3	0	0	0	0	1	0	0	1	5
CERT in Practical Nursing	14	0	14	19	32	34	20	18	17	168
CERT in Pre-Nursing <sup>45</sup>	0	0	0	0	0	0	3	10	14	27
CERT in Sign Language Interpreting <sup>46</sup>	0	0	0	0	0	1	-	-	-	1
CERT in Supervision & Management	0	0	1	0	0	0	0	0	2	3
CERT in Surveying Technology <sup>47</sup>	-	-	-	0	0	0	0	0	0	0
CERT in Systems Technology <sup>48</sup>	0	0	0	0	-	-	0	-	-	0
<b>Certificate Grand Total</b>	<b>65</b>	<b>21</b>	<b>53</b>	<b>73</b>	<b>59</b>	<b>112</b>	<b>43</b>	<b>37</b>	<b>75</b>	<b>538</b>

<b>Other Programs</b>	<b>AY 2006</b>	<b>AY 2007</b>	<b>AY 2008</b>	<b>AY 2009</b>	<b>AY 2010</b>	<b>AY 2011</b>	<b>AY 2012</b>	<b>AY 2013</b>	<b>AY 2014</b>	<b>Grand Total</b>
Criminal Justice Certificate	17	1	2	30	0	0	0	0	0	50
Industry Certification	0	0	0	0	0	0	0	0	0	0
Adult High School Diploma (AHS)	31	17	12	14	22	13	20	19	18	166
GED <sup>®</sup>	124	171	138	190	111	109	127	166	113	1249
External Diploma Program (EDP) <sup>49</sup>	0	0	0	0	2	1	-	-	-	3
Journeyworker Certificate	16	0	1	40	35	21	51	54	6	224
<b>Other Programs Grand Total</b>	<b>188</b>	<b>189</b>	<b>153</b>	<b>274</b>	<b>170</b>	<b>144</b>	<b>198</b>	<b>239</b>	<b>137</b>	<b>1692</b>

	<b>AY 2006</b>	<b>AY 2007</b>	<b>AY 2008</b>	<b>AY 2009</b>	<b>AY 2010</b>	<b>AY 2011</b>	<b>AY 2012</b>	<b>AY 2013</b>	<b>AY 2014</b>	<b>Grand Total</b>
<b>COMPLETIONS TOTAL *</b>	<b>329</b>	<b>270</b>	<b>284</b>	<b>412</b>	<b>346</b>	<b>382</b>	<b>349</b>	<b>405</b>	<b>367</b>	<b>3144</b>

\*This total includes degrees, certificates, and other programs.

SOURCE: Operational Data Store (ODS), Banner System and GCC Fact Book-Volumes 1, 2, 3, 4, 5, 6, 7 & 8.

<sup>40</sup> Program archived in May of 2006; however, one student remained continuously enrolled until AY2011.

<sup>41</sup> Program replaced with CERT in Automotive Service Technology in Fall of 2006; however, one student remained continuously enrolled until AY2008.

<sup>42</sup> Program reinstated in May of 2010 and last appeared in the 1999-2000 catalog.

<sup>43</sup> Program adopted in April of 2007 and began in Fall of 2007.

<sup>44</sup> Program adopted in July of 2009.

<sup>45</sup> Program archived in January of 2015.

<sup>46</sup> Program archived in September of 2008; however, one student remained continuously enrolled until AY2011.

<sup>47</sup> Program reinstated in April of 2009 and previous program title was a Certificate in Basic Surveying.

<sup>48</sup> Program archived in April of 2009.

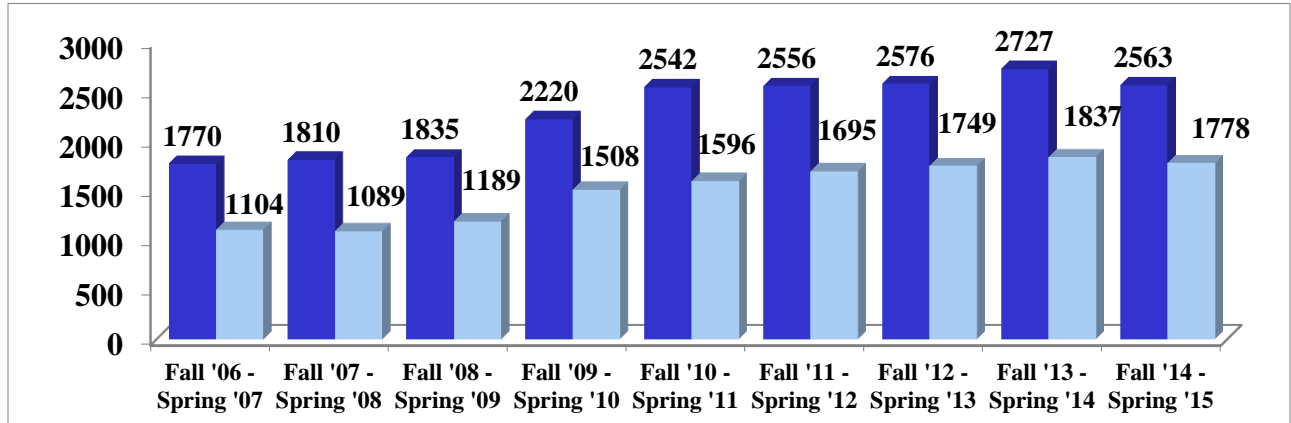
<sup>49</sup> Program discontinued in Fall of 2009; there have been no new registrations.

# AY 2014-2015 Fact Book

## Persistence Rates: Fall to Spring, Spring to Fall

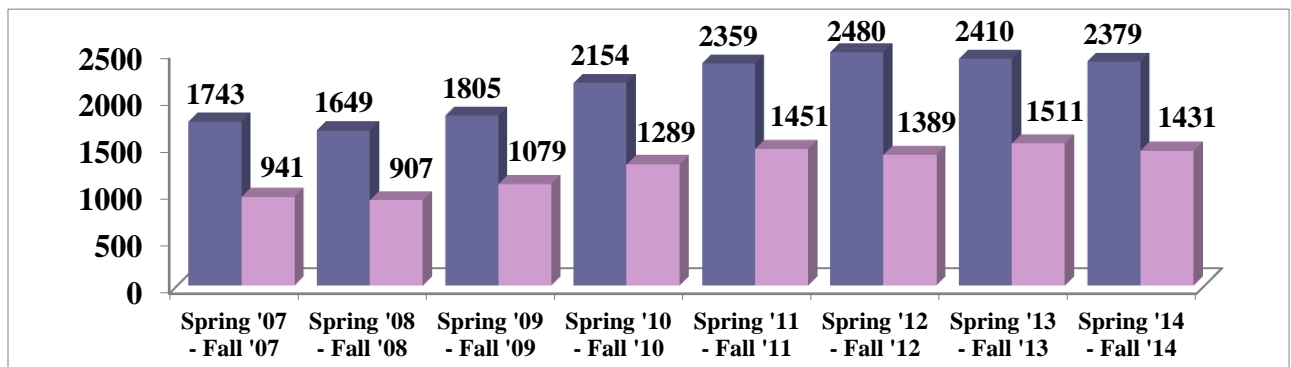
### Fall to Spring (Nine-Year Trend)

	Spring 2007	%	Spring 2008	%	Spring 2009	%	Spring 2010	%	Spring 2011	%	Spring 2012	%	Spring 2013	%	Spring 2014	%	Spring 2015	%
<b>Persistence Total</b>	1104	62%	1089	60%	1189	65%	1508	68%	1596	63%	1695	66%	1749	68%	1837	67%	1778	69%
<b>Fall Enrollment (Preceding)</b>	1770		1810		1835		2220		2542		2556		2576		2727		2563	



### Spring to Fall (Eight-Year Trend)

	Fall 2007	%	Fall 2008	%	Fall 2009	%	Fall 2010	%	Fall 2011	%	Fall 2012	%	Fall 2013	%	Fall 2014	%
<b>Persistence Total</b>	941	54%	907	55%	1079	60%	1289	60%	1451	62%	1389	56%	1511	63%	1431	60%
<b>Spring Enrollment (Preceding)</b>	1743		1649		1805		2154		2359		2480		2410		2379	



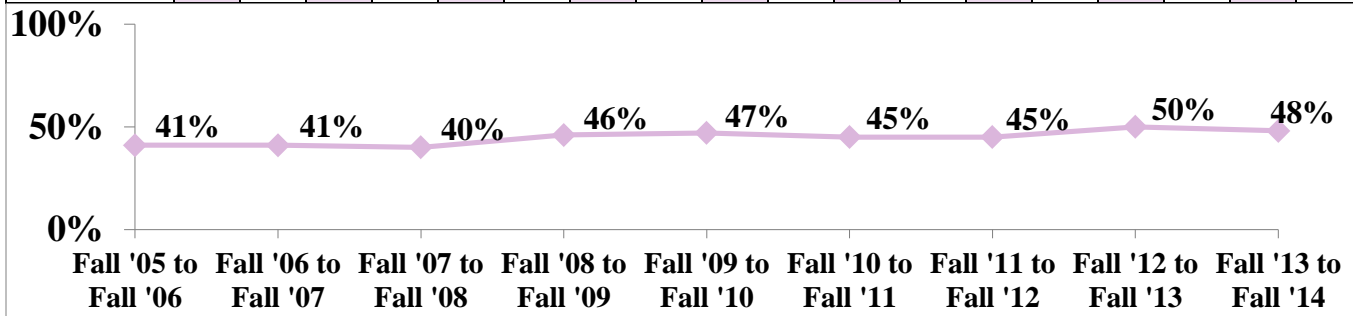
Fall to Spring persistence rate is the percentage of GCC students who were enrolled in the Fall semester and continued to be enrolled in the next Spring semester (Fall to Spring). Spring to Fall persistence rate is the percentage of GCC students who were enrolled in the Spring semester and continued to be enrolled in the next Fall semester (Spring to Fall).

SOURCE: Operational Data Store (ODS), Banner System and GCC Fact Book-Volumes 1, 2, 3, 4, 5, 6, 7 & 8.

## Retention Rate: Fall to Fall, Spring to Spring

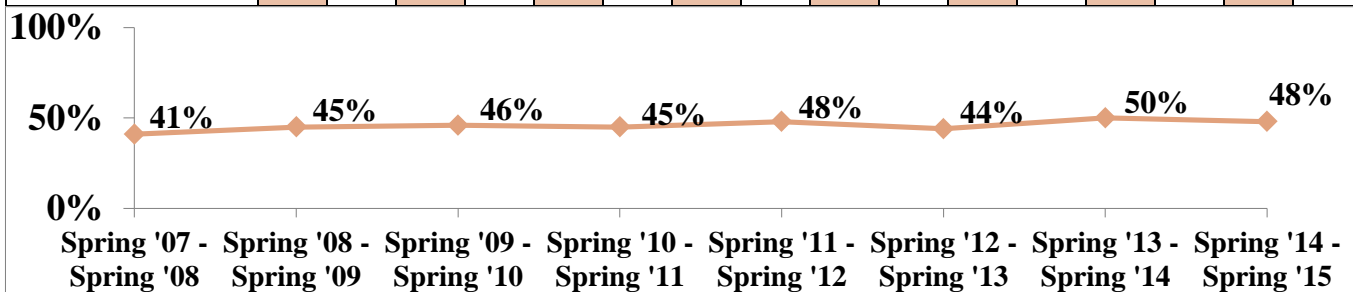
### Fall to Fall (Nine-Year Trend)

Degree Program	Fall 2006	%	Fall 2007	%	Fall 2008	%	Fall 2009	%	Fall 2010	%	Fall 2011	%	Fall 2012	%	Fall 2013	%	Fall 2014	%
Associate of Arts	22	1%	49	3%	101	6%	154	8%	174	8%	196	8%	224	9%	270	10%	301	11%
Associate of Science	199	11%	223	13%	294	16%	364	20%	460	21%	527	21%	574	22%	697	27%	726	27%
Certificate	45	2%	48	3%	55	3%	65	4%	129	6%	160	6%	176	7%	103	4%	96	4%
Diploma	109	6%	62	4%	13	1%	29	4%	28	1%	24	1%	27	1%	23	1%	33	1%
Journeyworker Certificate	19	1%	29	2%	44	2%	73	4%	111	5%	107	4%	59	2%	64	2%	63	2%
Undeclared	352	20%	312	18%	226	12%	168	9%	145	7%	140	6%	98	4%	122	5%	101	4%
<b>Grand Total</b>	<b>746</b>	<b>41%</b>	<b>723</b>	<b>41%</b>	<b>733</b>	<b>40%</b>	<b>853</b>	<b>46%</b>	<b>1047</b>	<b>47%</b>	<b>1154</b>	<b>45%</b>	<b>1158</b>	<b>45%</b>	<b>1279</b>	<b>50%</b>	<b>1320</b>	<b>48%</b>
Previous Fall Semester Enrollment	1801		1770		1810		1835		2220		2542		2556		2576		2727	



### Spring to Spring (Eight-Year Trend)

Degree Program	Spring 2008	%	Spring 2009	%	Spring 2010	%	Spring 2011	%	Spring 2012	%	Spring 2013	%	Spring 2014	%	Spring 2015	%
Associate of Arts	82	5%	109	7%	131	7%	163	8%	203	9%	200	8%	264	11%	264	11%
Associate of Science	371	21%	360	22%	384	21%	496	23%	577	24%	565	23%	644	27%	675	28%
Certificate	62	4%	75	5%	80	4%	110	5%	152	6%	157	6%	106	4%	100	4%
Diploma	13	1%	24	1%	24	1%	22	1%	29	1%	25	1%	15	1%	28	1%
Journeyworker Certificate	86	5%	67	4%	81	4%	104	5%	80	3%	56	2%	67	3%	40	2%
Undeclared	98	6%	106	6%	129	7%	64	3%	89	4%	83	3%	119	5%	80	3%
<b>Grand Total</b>	<b>712</b>	<b>41%</b>	<b>741</b>	<b>45%</b>	<b>829</b>	<b>46%</b>	<b>959</b>	<b>45%</b>	<b>1130</b>	<b>48%</b>	<b>1086</b>	<b>44%</b>	<b>1215</b>	<b>50%</b>	<b>1187</b>	<b>48%</b>
Previous Spring Semester Enrollment	1743		1649		1805		2154		2359		2480		2410		2452	




Fall to Fall Retention rate is the percentage of GCC students who were enrolled in a given Fall semester and were also enrolled in the next Fall semester (Fall to Fall). Spring to Spring retention rate is the percentage of GCC students who were enrolled in a given Spring semester and were also enrolled in the next Spring semester (Spring to Spring).

SOURCE: Operational Data Store (ODS), Banner System and GCC Fact Book-Volumes 1, 2, 3, 4, 5, 6, 7 & 8.

# AY 2014-2015 Fact Book

## Student Learning Outcomes (SLOs)

Student Learning Outcomes describe the central goals that students will have attained by the end of a course or program. In essence, SLOs encapsulate the knowledge, skills, and attitudes that students are expected to learn from their respective programs. They answer the questions “What do students know?” (cognitive domain), “What do they think and value?” (affective domain), and “What can they do?” (behavioral domain). SLOs require students to synthesize many discrete skills or areas of content, and to produce artifacts such as term papers, projects, portfolios, demonstrations, exams or other student work.



Term	Courses with SLOs	Total Number of Courses in Catalog	Percentage of Completion
Fall 2014	402	402	100.00
Spring 2013 Catalog	414	418	99.04
Spring 2012 Catalog	400	402	99.50
Spring 2011 Catalog	384	396	96.97
Fall 2010 Catalog	384	396	96.97
Spring 2010 Catalog	250	412	60.68
Fall 2009 Catalog	181	350	51.71
Spring 2009 Catalog	70	375	18.67
Fall 2008 Catalog	68	375	18.13
Spring 2007 Catalog	0	399	0.00
Fall 2006 Catalog	0	399	0.00

As Requirement For Program	SLO Count	Total	Percent
Associate Degree Programs	Number of courses with SLOs being assessed	16	100%
	Number of courses under curriculum review*	189	
	Number of courses within the programs	205	
Certificate Programs	Number of courses with SLOs being assessed	20	100%
	Number of courses under curriculum review*	35	
	Number of courses within the programs	55	
Not a technical required course for a degree or certificate	Number of courses with SLOs being assessed	33	100%
	Number of courses under curriculum review*	109	
	Number of courses within the programs	142	
Total number of courses with SLOs being assessed within programs	Number of courses with SLOs being assessed	69	100%
	Number of courses under curriculum review*	333	
Total count of courses within programs	Number of courses within programs	402	

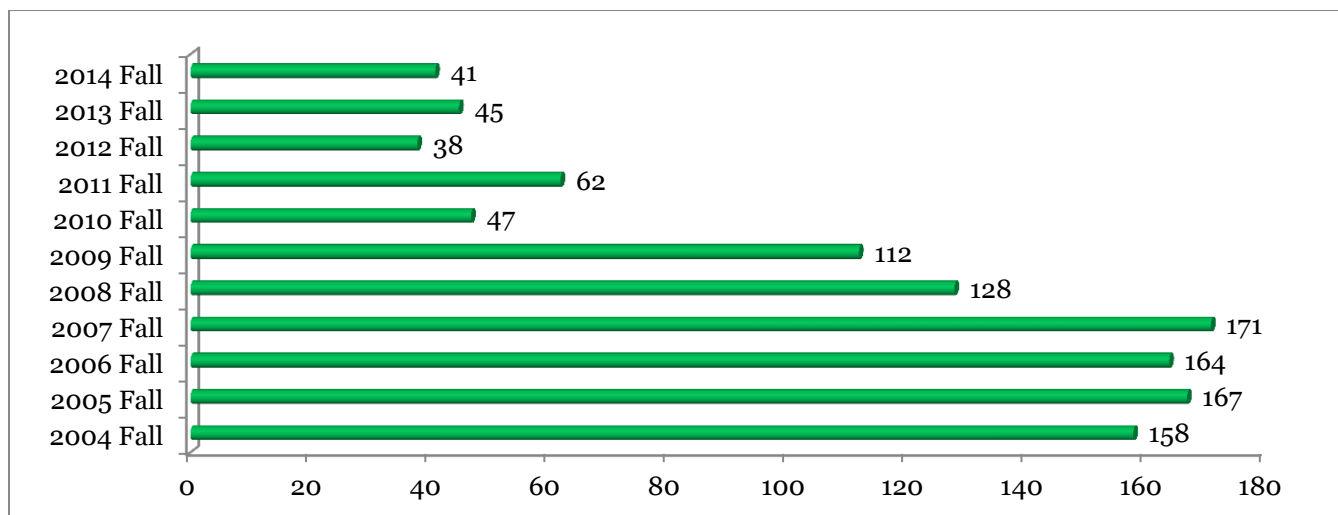
\*The annual curriculum review cycle was adopted during the Fall 2014 semester.

NOTE: The denominator in calculating the total number of courses with SLOs being assessed within programs is the total number of all courses within programs and excludes all archived courses as of this writing. In previously reported SLO data, the denominator included all courses listed in the College catalog. The total number of courses with SLOs being assessed includes those courses that have been assessed in the 2014-2015 academic year.

SOURCE: Assessment, Institutional Effectiveness & Research Office.



## Transfer Students from GCC to UOG: Fall Semester Trends

Transfer Students from GCC to UOG<sup>50</sup>

## Transfer Students from GCC to UOG by Gender

Term	Total # of Transfer Students	Male	Female
<b>2014 Fall</b>	41	15	26
<b>2013 Fall</b>	45	19	26
<b>2012 Fall</b>	38	19	19
<b>2011 Fall</b>	62	23	39
<b>2010 Fall</b>	47	15	32
<b>2009 Fall</b>	112	30	82
<b>2008 Fall</b>	128	43	85
<b>2007 Fall</b>	171	0	171
<b>2006 Fall</b>	164	0	164
<b>2005 Fall</b>	167	0	167
<b>2004 Fall</b>	158	62	96
<b>2003 Fall</b>	174	71	103

SOURCE: Colleague Student Information System; Academic & Student Affairs, Office of the Senior Vice President, Academic Assessment & Institutional Research, University of Guam, January 2015.

<sup>50</sup> UOG refers to the University of Guam, a four-year institution that has existing articulation agreements for General Education courses, non-General Education courses, and several degree programs in their entirety with Guam Community College.

# AY 2014-2015 Fact Book

## Graduates of Guam Secondary Schools (Guam Resident, New Students to GCC); Student Educational Goals

### Guam High School Graduates Enrolled At GCC: New Student & Resident (Fall 2008 thru Fall 2014)

Name of Guam School*	Fall 2008	Fall 2009	Fall 2010	Fall 2011	Fall 2012	Fall 2013	Fall 2014
Academy Of Our Lady Of Guam	10	16	9	12	22	8	8
Asmuyao Community School	1	1	3	7	7	6	6
Evangelical Christian Academy	7	5	4	5	5	4	2
Father Duenas Memorial School	7	11	19	7	14	13	6
GCC Adult High School (AHS)	5	2	6	2	3	1	3
GCC (GED)	5	21	17	13	20	9	16
GCC (VocTech)	2	10	2	3	1	1	3
George Washington High School	90	134	171	162	173	179	131
Guam Adventist Academy	1	2	1	2	4	1	0
Guam High School (DDESS-DODEA)	4	6	5	2	16	6	13
Guam Home School Association HS	0	1	0	1	0	0	0
Guam Intl Christian Academy	0	0	1	0	0	0	1
Harvest Christian Academy	1	5	1	5	6	3	2
Inarajan High School	3	2	0	0	0	0	3
John F Kennedy High School	101	113	146	120	149	131	117
Notre Dame High School	18	40	28	30	27	19	11
Oceanview High School	2	3	3	1	3	2	0
Okkodo High School	0	26	50	92	108	81	71
Pacific Christian Academy	0	0	1	0	0	0	0
Saint Johns School	0	1	1	3	1	1	0
Saint Paul High School	2	11	19	15	17	20	9
Simon Sanchez High School	80	119	131	138	151	163	134
Southern Christian Academy Guam	1	1	0	1	2	6	1
Southern High School	46	75	71	69	70	99	65
Temple Christian School	0	0	0	2	1	1	1
Trinity Christian School	1	1	1	1	0	0	0
<b>TOTAL for New Students to GCC from Guam high schools with RESIDENT status, ALL AGES</b>	<b>387</b>	<b>606</b>	<b>690</b>	<b>693</b>	<b>800</b>	<b>754</b>	<b>603</b>

\*NOTE: Last high school attended as reported by student.

### Student Educational Goals (Fall 2008 thru Fall 2014)

Student Educational Goals*	Fall '08	Fall '09	Fall '10	Fall '11	Fall '12	Fall '13	Fall '14
Complete Adult High School	19	90	67	57	62	67	93
Complete External Diploma					2		1
Earn Associate of Science/Art	378	1169	1222	1571	1601	1687	1667
Earn Bachelors after AA/AS	15	95	81	76	162	193	217
Earn Certificate	45	234	165	169	153	150	115
Earn GED®		36	6	14	16	19	16
Employment Upgrade	4	20	12	3	6	9	6
Full College Admissions	19	87	48	36	34	49	43
Industry Certificate				1	1	14	7
Journeyworker Certificate	44	175	165	181	175	200	175
Military		2	3	3	3	2	1
Personal Enrichment	34	114	52	33	25	19	22
Skills Enrichment	1	14	11	6	11	19	10
Teacher's Certification	2	4	3		4	3	1
Transfer Credits	15	34	40	36	67	56	47
<b>TOTAL</b>	<b>576</b>	<b>2074</b>	<b>1875</b>	<b>2186</b>	<b>2322</b>	<b>2487</b>	<b>2421</b>

\*NOTE: Self-reported data included on the Student Information Form.


SOURCE: GCC Operational Data Store within the Banner system as of January 2015.

**COMPASS Placement Testing: English & Math (Ten-Year Trend)****English Placement: AY 2006 to AY 2015**

<b>ENGLISH PLACEMENT<sup>51</sup></b>	<b>EN100B</b>	<b>EN100R</b>	<b>EN100RW</b>	<b>EN100W</b>	<b>EN110</b>	<b>Grand Total</b>
<b>AY 2005-2006</b>	93	49	161	767	204	<b>1274</b>
<b>AY 2006-2007</b>	90	58	194	833	99	<b>1274</b>
<b>AY 2007-2008</b>	58	41	196	816	113	<b>1224</b>
<b>AY 2008-2009</b>	58	66	243	1166	141	<b>1674</b>
<b>AY 2009-2010</b>	63	68	272	1304	191	<b>1898</b>
<b>AY 2010-2011</b>	45	41	162	836	138	<b>1222</b>
<b>AY 2011-2012</b>	51	56	290	459	279	<b>1135</b>
<b>AY 2012-2013</b>	43	69	270	336	337	<b>1055</b>
<b>AY 2013-2014</b>	46	56	276	443	292	<b>1113</b>
<b>AY 2014-2015</b>	33	46	267	442	269	<b>1057</b>
<b>Grand Total</b>	<b>580</b>	<b>550</b>	<b>2331</b>	<b>7402</b>	<b>2063</b>	<b>12926</b>

**English Placement Test Results for AY 2014-2015****Math Placement: AY 2006 to AY 2015**

<b>MATH PLACEMENT<sup>52</sup></b>	<b>MA085</b>	<b>MA095</b>	<b>MA108</b>	<b>MA110A</b>	<b>MA161A</b>	<b>MA161B</b>	<b>Grand Total</b>
<b>AY 2005-2006</b>	337	286	141	7	8	10	<b>789</b>
<b>AY 2006-2007</b>	411	317	61	2	2	12	<b>805</b>
<b>AY 2007-2008</b>	344	294	87	1	2	10	<b>738</b>
<b>AY 2008-2009</b>	431	396	82	1	3	6	<b>919</b>
<b>AY 2009-2010</b>	456	416	103	5	3	8	<b>991</b>
<b>AY 2010-2011</b>	267	287	70	2	0	10	<b>636</b>
<b>AY 2011-2012</b>	463	504	146	31	12	18	<b>1174</b>
<b>AY 2012-2013</b>	423	514	164	27	13	14	<b>1155</b>
<b>AY 2013-2014</b>	494	448	141	29	5	20	<b>1137</b>
<b>AY 2014-2015</b>	499	419	128	23	10	7	<b>1086</b>
<b>Grand Total</b>	<b>4125</b>	<b>3881</b>	<b>1123</b>	<b>128</b>	<b>58</b>	<b>115</b>	<b>9430</b>

**Math Placement Test Results for AY 2014-2015**

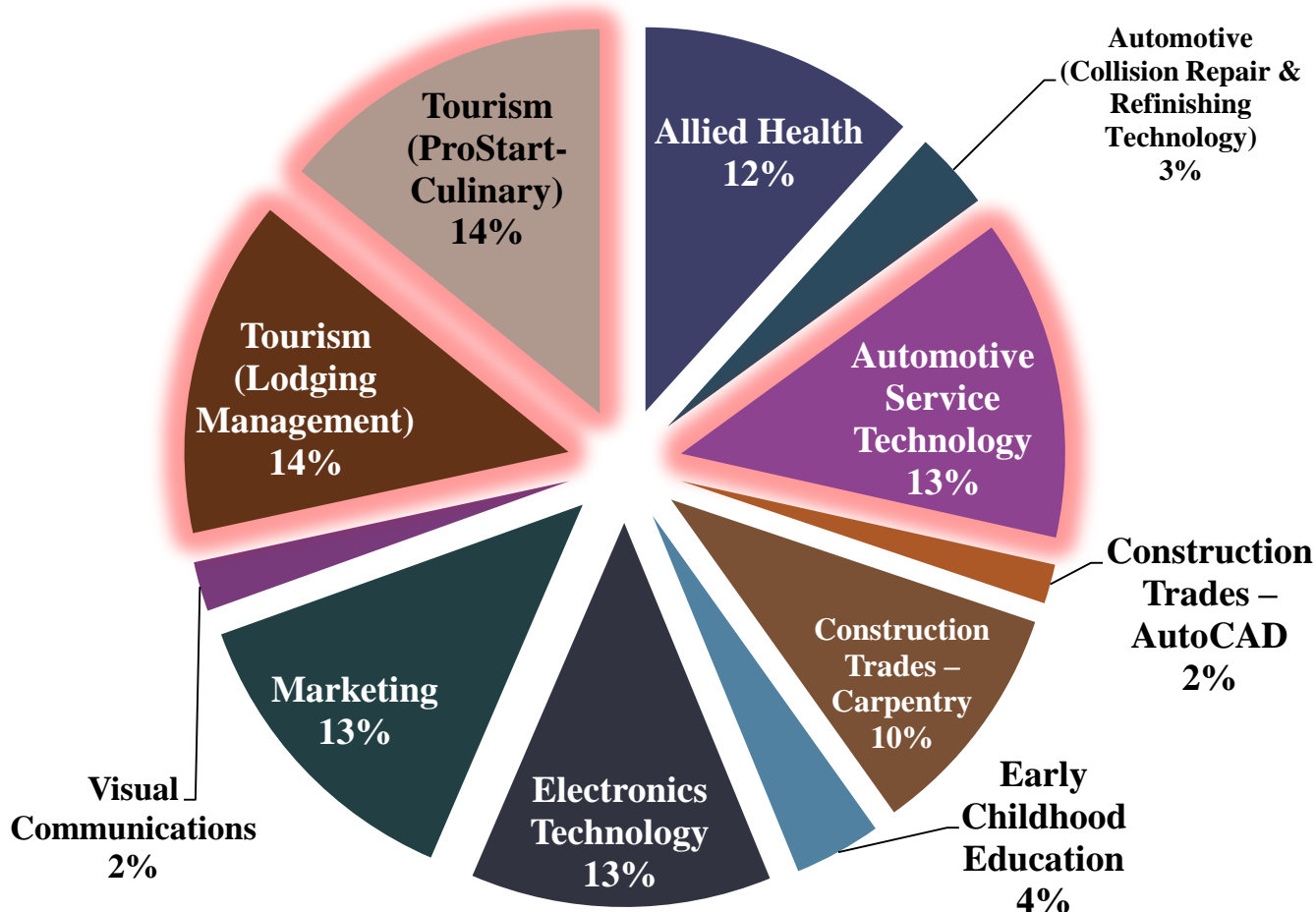
SOURCE: Operational Data Store (ODS), Banner System and GCC Fact Book-Volumes 1, 2, 3, 4, 5, 6, 7 & 8.

<sup>51</sup> English placement test scores are valid for two years.

<sup>52</sup> Math placement test scores are valid for two years.

# AY 2014-2015 Fact Book

## Secondary: SY 2014-2015 Total Population in GCC Programs



Program	GWHS	JFKHS	OHS	SHS	SSHS	THS <sup>53</sup>	Grand Total
<b>Allied Health</b>	98	55	-	57	87	-	<b>297</b>
<b>Automotive Service Technology</b>	59	51	55	87	50	41	<b>343</b>
<b>Automotive (Collision Repair &amp; Refinishing Technology)</b>	60	-	-	23	-	-	<b>83</b>
<b>Construction Trades – AutoCAD</b>	42	-	-	-	-	-	<b>42</b>
<b>Construction Trades – Carpentry</b>	44	51	57	41**	60	-	<b>253</b>
<b>Early Childhood Education<sup>54</sup></b>	93	-	-	-	-	-	<b>93</b>
<b>Electronics Technology</b>	79	45	81	47	69	-	<b>321</b>
<b>Marketing</b>	61	60	79	47	84	-	<b>331</b>
<b>Tourism (Lodging Management)</b>	66	68	66	33**	76	52	<b>361</b>
<b>Tourism (ProStart-Culinary)</b>	75	76	64*	87	57	-	<b>359</b>
<b>Visual Communications</b>	53	-	-	-	-	-	<b>53</b>
<b>Grand Total***</b>	<b>730</b>	<b>406</b>	<b>402</b>	<b>422</b>	<b>483</b>	<b>93</b>	<b>2536</b>

\* New program for AY14-15

\*\*Program re-implemented for AY14-15

\*\*\* Secondary enrollment numbers reflect program enrollment at the beginning of the school year.

SOURCE: School of Trades & Professional Services and GCC Fact Book-Volumes 1, 2, 3, 4, 5, 6, 7 & 8.

<sup>53</sup> Tiyan High School opened its doors in August of 2014.

<sup>54</sup> The Early Childhood Education orientation program was piloted in January 2010 and began with 77 students. This program was only offered to George Washington High School students because of its proximity to the GCC campus.

**Secondary: Completers (SY2008 to SY2014)****Certificate of Mastery (SY 2008 to SY 2014)**

<b>CERTIFICATE OF MASTERY</b>	<b>SY 2007-2008</b>	<b>SY 2008-2009</b>	<b>SY 2009-2010</b>	<b>SY 2010-2011</b>	<b>SY 2011-2012</b>	<b>SY 2012-2013</b>	<b>SY 2013-2014</b>	<b>GRAND TOTAL</b>
<b>George Washington High School</b>	24	23	23	13	30	32	30	<b>175</b>
<b>John F. Kennedy High School</b>	33	24	39	23	40	22	31	<b>212</b>
<b>Okkodo High School*</b>	-	7	10	21	31	31	41	<b>141</b>
<b>Simon Sanchez High School</b>	31	14	18	21	43	52	50	<b>229</b>
<b>Southern High School</b>	10	1	3	2	9	10	14	<b>49</b>
<b>Tiyan High School**</b>	-	-	-	-	-	-	-	<b>-</b>
<b>Grand Total</b>	<b>98</b>	<b>69</b>	<b>93</b>	<b>80</b>	<b>153</b>	<b>147</b>	<b>166</b>	<b>806</b>

**Certificate of Completion (SY 2008 to SY 2014)**

<b>CERTIFICATE OF COMPLETION</b>	<b>SY 2007-2008</b>	<b>SY 2008-2009</b>	<b>SY 2009-2010</b>	<b>SY 2010-2011</b>	<b>SY 2011-2012</b>	<b>SY 2012-2013</b>	<b>SY 2013-2014</b>	<b>GRAND TOTAL</b>
<b>George Washington High School</b>	105	100	103	72	159	100	85	<b>724</b>
<b>John F. Kennedy High School</b>	53	56	68	38	53	35	52	<b>355</b>
<b>Okkodo High School*</b>	-	23	24	10	38	36	30	<b>161</b>
<b>Simon Sanchez High School</b>	25	50	47	60	53	44	40	<b>319</b>
<b>Southern High School</b>	62	79	55	51	54	48	60	<b>409</b>
<b>Tiyan High School**</b>	-	-	-	-	-	-	-	<b>-</b>
<b>Grand Total</b>	<b>245</b>	<b>308</b>	<b>297</b>	<b>231</b>	<b>357</b>	<b>263</b>	<b>267</b>	<b>1968</b>

**Overall Completion (SY 2008 to SY 2014)**

<b>Academic Year</b>	<b>Certificate of Mastery</b>	<b>Certificate of Completion</b>	<b>Total</b>
<b>SY2007-2008</b>	98	245	<b>343</b>
<b>SY2008-2009</b>	69	308	<b>377</b>
<b>SY2009-2010</b>	93	297	<b>390</b>
<b>SY2010-2011</b>	80	231	<b>311</b>
<b>SY2011-2012</b>	153	357	<b>510</b>
<b>SY2012-2013</b>	147	263	<b>410</b>
<b>SY2013-2014</b>	166	267	<b>433</b>
<b>Total</b>	<b>806</b>	<b>1968</b>	<b>2774</b>

\*Okkodo High School opened its doors in August 2008.

\*\*Tiyan High School opened its doors in August 2014.

SOURCE: School of Trades &amp; Professional Services and GCC Fact Book-Volumes 1, 2, 3, 4, 5, 6, 7 &amp; 8.

# AY 2014-2015 Fact Book

## Continuing Education and Workforce Development

### Overall Enrollment (2005 to 2014)

Quarterly Period (based on Fiscal Year)	2005- 2006	2006- 2007	2007- 2008	2008- 2009	2009- 2010	2010- 2011	2011- 2012	2012- 2013	2013- 2014
<b>1<sup>st</sup> Quarter (October – December)</b>	1766	1932	2074	2400	2668	2416	2776	3347	3023
<b>2<sup>nd</sup> Quarter (January – March)</b>	1814	1632	3549	3309	2797	3221	4291	2549	2615
<b>3<sup>rd</sup> Quarter (April – June)</b>	2554	2033	2080	2527	2954	2735	4147	2912	3503
<b>4<sup>th</sup> Quarter (July – September)</b>	2894	2230	2711	2441	2631	2551	2620	2962	3246
<b>GRAND TOTAL</b>	<b>9028</b>	<b>7827</b>	<b>10414</b>	<b>10677</b>	<b>11050</b>	<b>10923</b>	<b>13834</b>	<b>11770</b>	<b>12387</b>

### Enrollment in Continuing Education (CE) Activities (2005 to 2014)

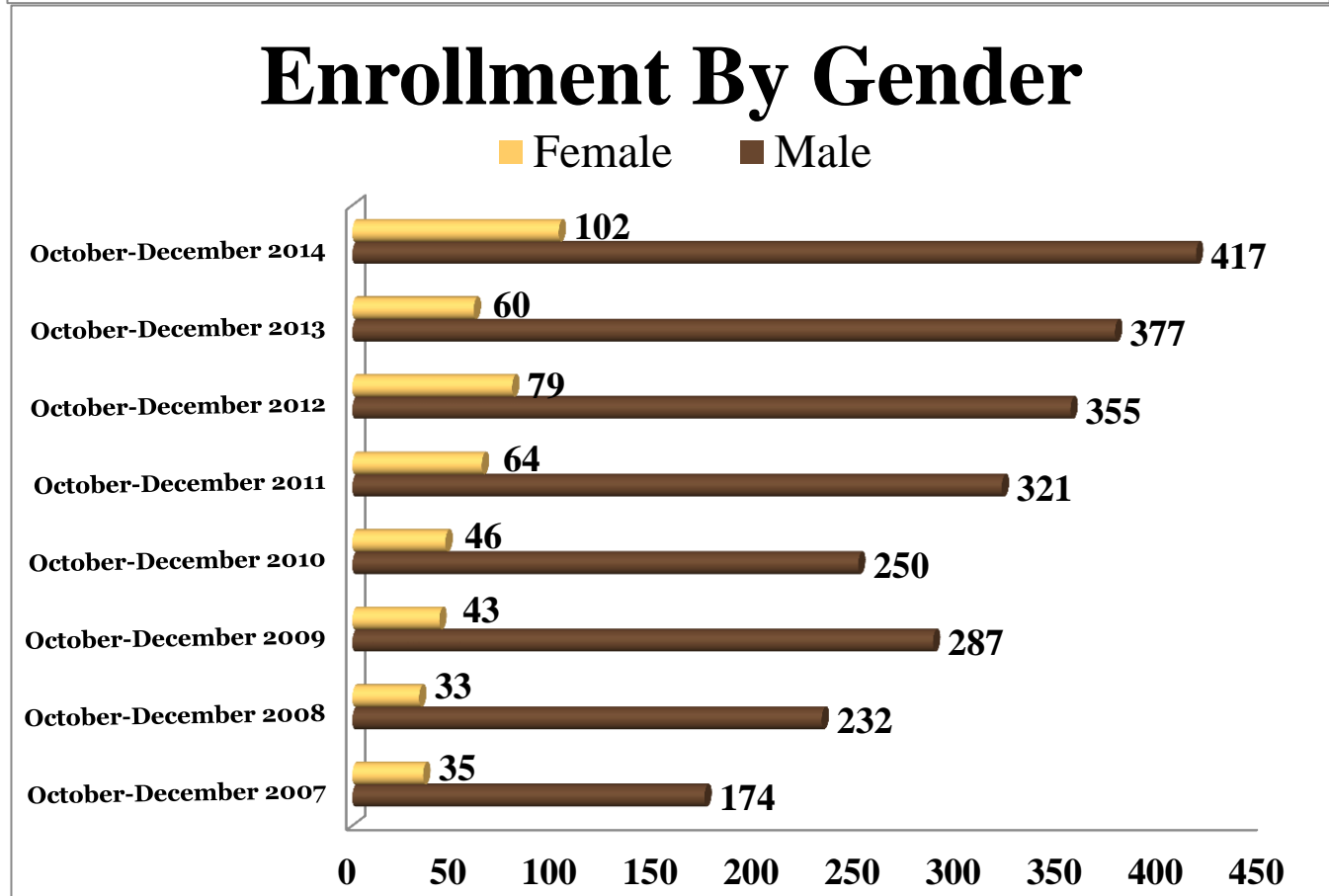
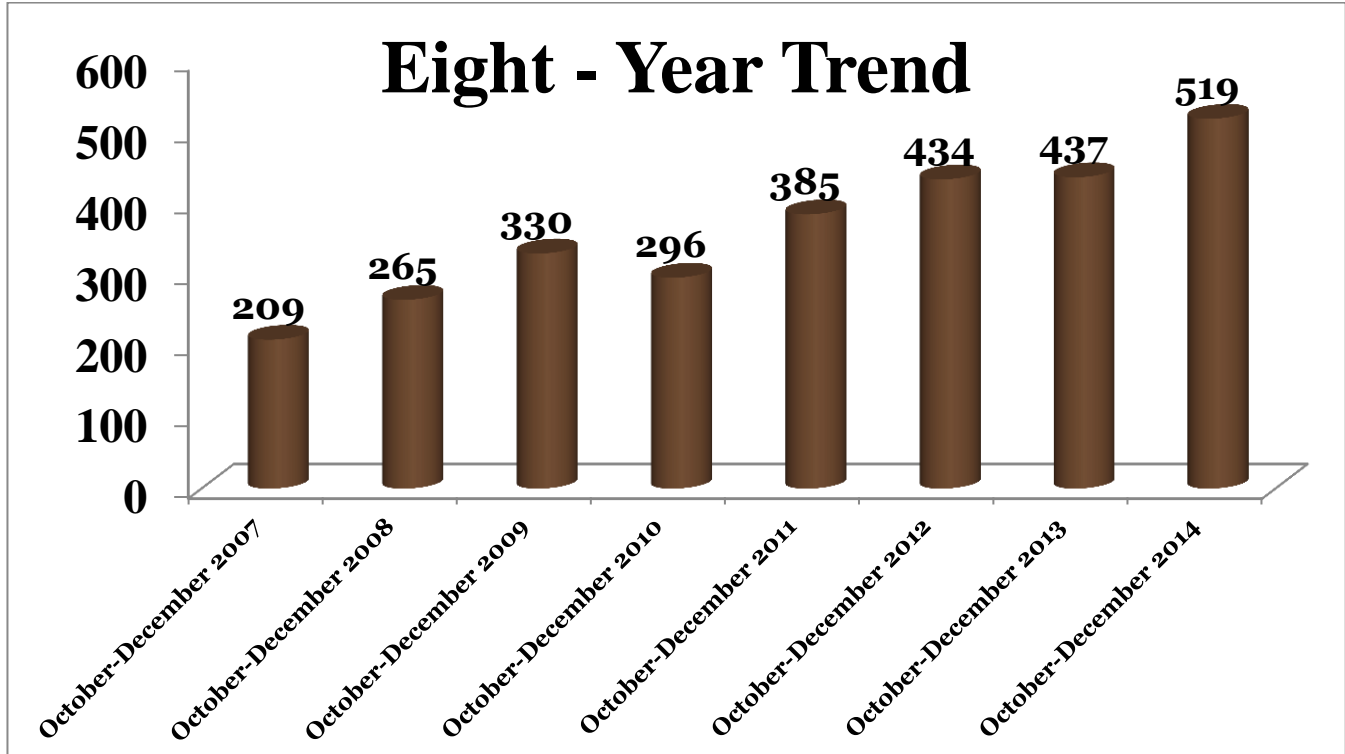
CONTINUING EDUCATION	2005- 2006	2006- 2007	2007- 2008	2008- 2009	2009- 2010	2010- 2011	2011- 2012	2012- 2013	2013- 2014
<b>Postsecondary credit offerings</b>	1896	505	2074	1242	1816	1361	1144	838	1162
<b>Non-Credit offerings (CEUs)</b>	6500	6835	3549	9066	8396	9192	12367	10495	10913
<b>Graduate Credit offerings<sup>55</sup></b>	632	244	2080	217	130	16	7	12	0
<b>Prometric, HOST &amp; Pan Testing (Online)</b>	0	243	2711	152	708	354	316	425	312
<b>GRAND TOTAL</b>	<b>9028</b>	<b>7827</b>	<b>10414</b>	<b>10677</b>	<b>11050</b>	<b>10923</b>	<b>13834</b>	<b>11770</b>	<b>12387</b>

SOURCE: Board Of Trustees Quarterly Reports, Continuing Education and Workforce Development Office, and GCC Fact Book-Volumes 1, 2, 3, 4, 5, 6, 7 & 8.

<sup>55</sup> Teacher re-certification & re-classification in partnership with the University of Guam and the University of San Diego. For 2012-2013, teacher re-certification and re-classification enrollment was solely with the University of Guam.



## Apprenticeship: Enrollment (October - December)



SOURCE: Apprenticeship Office and GCC Fact Book-Volumes 1, 2, 3, 4, 5, 6, 7 & 8.

**AY 2014-2015 Fact Book****Apprenticeship: Total Population****Enrollment by Gender (October – December) <sup>56</sup>  
Nine-Year Trend**

<b>Apprenticeship Enrollment</b>	<b>2007</b>	<b>2008</b>	<b>2009</b>	<b>2010</b>	<b>2011</b>	<b>2012</b>	<b>2013</b>	<b>2014</b>
<b>Male</b>	174	232	287	250	321	355	377	417
<b>Female</b>	35	33	43	46	64	79	60	102
<b>GRAND TOTAL</b>	<b>209</b>	<b>265</b>	<b>330</b>	<b>296</b>	<b>385</b>	<b>434</b>	<b>437</b>	<b>519</b>

**Enrollment (October – December)  
Nine-Year Trend**

<b>Apprentices</b>	<b>2007</b>	<b>2008</b>	<b>2009</b>	<b>2010</b>	<b>2011</b>	<b>2012</b>	<b>2013</b>	<b>2014</b>
<b>Public Sector</b>	85	90	114	73	91	127	107	165
<b>Private Sector</b>	124	175	216	223	294	307	330	354
<b>GRAND TOTAL</b>	<b>209</b>	<b>265</b>	<b>330</b>	<b>296</b>	<b>385</b>	<b>434</b>	<b>437</b>	<b>519</b>

**Public Sector Apprentices (October – December)  
Seven-Year Trend**

<b>PUBLIC SECTOR APPRENTICES</b>	<b>2007</b>	<b>2008</b>	<b>2009</b>	<b>2010</b>	<b>2011</b>	<b>2012</b>	<b>2013</b>	<b>2014</b>
<b>Dept. of Admin.</b>	6	6	4	5	4	9	7	7
<b>Dept. of Corrections</b>	0	0	0	0	0	0	0	41
<b>Dept. of Education</b>	0	0	9	9	10	10	9	9
<b>Dept. of Land Mgmt.</b>	0	0	16	15	30	31	24	26
<b>Dept. of Public Works</b>	0	7	5	2	2	2	1	0
<b>Dept. of Youth Affairs</b>	0	0	0	0	0	0	0	4
<b>Guam Housing Corp.</b>	0	0	0	0	2	17	2	2
<b>GHURA</b>	0	0	0	0	0	0	14	21
<b>Guam Law Library</b>	0	0	0	0	0	0	0	2
<b>Guam Legal Services</b>	0	0	0	0	0	0	1	1
<b>Guam Police Dept.</b>	0	0	24	21	14	15	7	15
<b>Guam Power Authority</b>	58	24	7	5	3	24	23	21
<b>Guam Waterworks</b>	0	24	22	5	7	2	7	6
<b>Judiciary of Guam</b>	0	0	3	4	4	5	4	4
<b>Port Authority Guam</b>	21	29	24	7	15	12	7	6
<b>Grand Total</b>	<b>85</b>	<b>90</b>	<b>114</b>	<b>73</b>	<b>91</b>	<b>127</b>	<b>106</b>	<b>165</b>

SOURCE: Apprenticeship Office and GCC Fact Book-Volumes 1, 2, 3, 4, 5, 6, 7 &amp; 8.

<sup>56</sup> Apprenticeship Office, First Quarter Reports (Report as of October thru December)

**Apprenticeship: Private Sector Apprentices (October–December 2014)**

<b>Apprenticeship Training Program</b>	<b>Total Per Employer</b>	<b>Apprenticeship Training Program</b>	<b>Total Per Employer</b>
AAFES Car Care	7	Ironwood Estates	2
A/C Technology, Inc.	1	Ironwood Manor	2
Addison Global Interiors	1	IT & E	4
Arluis Weddling	2	JMSI Electrical, LLC.	12
ASU Smokehouse	1	Korando	1
Atkins Kroll	7	Lam Lam Tours	7
Baldyga Group	2	Lots of Learning	1
Barrett Plumbing	9	Mid Pac Far East	5
Business Mami (Pacific Tyre)	0	Nippo Corp.	6
Cabras Marine	73	Nissan Guam	12
Carrier Guam, Inc.	1	P.R. Balagtas	2
Cars Plus	3	Pacific Biomedical	1
Core Tech Int'l	4	Pacific – Green	0
Docomo Pacific	52	Pacific Human Res.	2
Duenas, Camacho & Assoc.	3	Pacific Unlimited	8
DZSP 21	3	Perez Bros.	4
Euro Car Srv. Inc.	5	Prestige Auto.	0
F.A.C.S Incorp.	1	RLS Services	2
G4S Secure Solutions	1	Sumitomo Mitsui	3
G4S Security Sys.	11	TG Engineers	2
GTA TeleGuam	46	TLC Day Care	5
Guam Auto Spot	3	TriStar Terminals	3
Gulf Copper	9	Two Lover's Point	0
Hawaiian Rock Prod.	10	United Tire Serv.	2
Health Services of the Pacific	0	Universal Tire Supp.	2
IMCO General Co.	6	V.P. Olivares	1
Infant of Prague	2	W.B. Flores & Co.	2
<b>Total</b>	<b>354</b>		

SOURCE: Apprenticeship Office and GCC Fact Book-Volumes 1, 2, 3, 4, 5, 6, 7 &amp; 8.

# AY 2014-2015 Fact Book

## Adult Education: Enrollment and Completion by Program Year and Program

### Adult Basic Education (ABE): Nine-Year Trend

ABE	PY 2006	PY 2007	PY 2008	PY 2009	PY 2010	PY 2011	PY 2012	PY 2013	PY 2014	Total
ENROLLED*	604	593	724	382	267	450	325	588	392	4325
COMPLETERS	235	271	204	128	79	197	80	216	126	1536

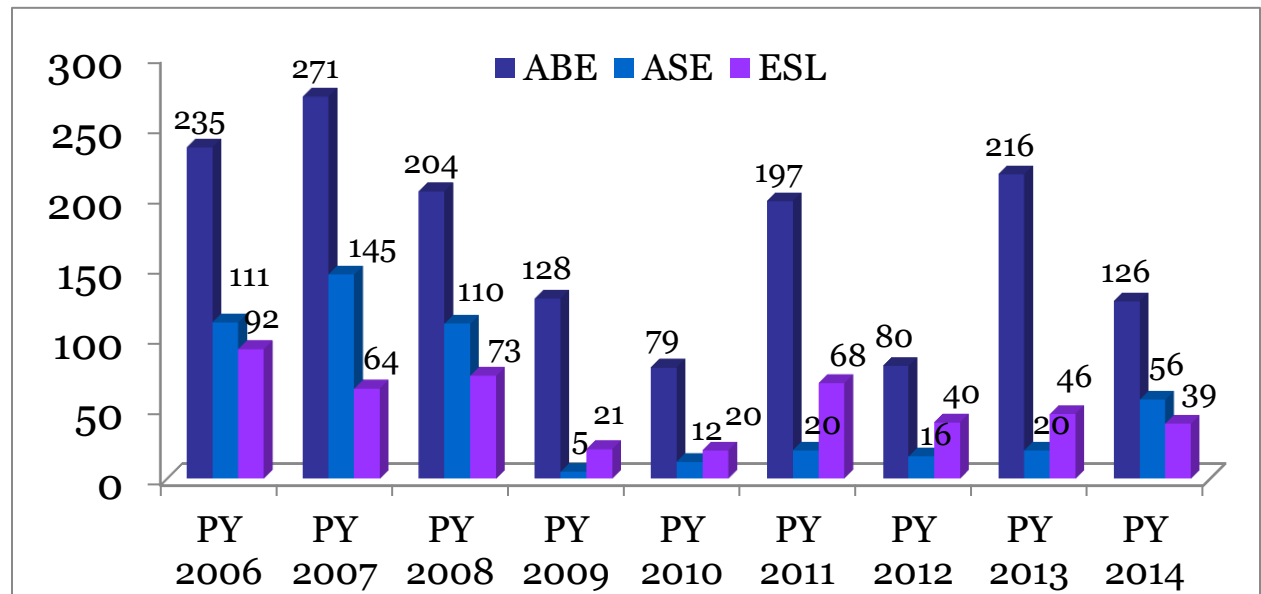
### Adult Secondary Education (ASE): Nine-Year Trend

ASE	PY 2006	PY 2007	PY 2008	PY 2009	PY 2010	PY 2011	PY 2012	PY 2013	PY 2014	Total
ENROLLED*	327	365	306	166	22	36	34	51	73	1380
COMPLETERS	111	145	110	5	12	20	16	20	56	495

### English as a Second Language (ESL): Nine-Year Trend

ESL	PY 2006	PY 2007	PY 2008	PY 2009	PY 2010	PY 2011	PY 2012	PY 2013	PY 2014	Total
ENROLLED*	182	121	124	85	41	100	78	91	59	881
COMPLETERS	92	64	73	21	20	68	40	46	39	463

### Adult Education Completers<sup>57</sup>



\*Enrollment numbers reflect the count of students having acquired at least 12 hours of instruction during the program year.  
SOURCE: Workforce Investment Act (WIA), Title II, Consolidated Annual Report and the CASAS TOPSpro Database System as of January 2015.

<sup>57</sup> An Adult Education program completer is a student who has completed a level of competency. The population consists of students who have completed a level of competency, those who have separated from the program, and those who continue to remain in the same program within the program year.

**Adult Education: Enrollment (Program Year 2013-2014)****Population by Age (Program Year 2013-2014)**

<b>By Age</b>	<b>16-18</b>	<b>19-24</b>	<b>25-44</b>	<b>45-59</b>	<b>60+</b>	<b>Total</b>
<b>Adult Basic Education (ABE)</b>	97	150	123	19	3	<b>392</b>
<b>Adult Secondary Education (ASE)</b>	18	27	27	1	0	<b>73</b>
<b>English-as-a-Second Language (ESL)</b>	2	8	30	11	8	<b>59</b>
<b>Total</b>	<b>117</b>	<b>185</b>	<b>180</b>	<b>31</b>	<b>11</b>	<b>524</b>

**Population by Age, Gender and Ethnicity (Program Year 2013-2014)**

<b>Age Group</b>	<b>American Indian or Alaska Native</b>		<b>Asian</b>		<b>Black or African American</b>		<b>Hispanic or Latino</b>		<b>Native Hawaiian or Other Pacific Islander</b>		<b>White</b>		<b>Two or more races</b>		<b>Total</b>
	<b>M</b>	<b>F</b>	<b>M</b>	<b>F</b>	<b>M</b>	<b>F</b>	<b>M</b>	<b>F</b>	<b>M</b>	<b>F</b>	<b>M</b>	<b>F</b>	<b>M</b>	<b>F</b>	
<b>16 - 18</b>	0	0	16	2	0	1	3	0	46	44	2	0	2	1	<b>117</b>
<b>19 - 24</b>	0	0	14	15	0	1	0	0	77	69	1	1	6	1	<b>185</b>
<b>25 - 44</b>	0	0	8	39	1	0	2	3	64	55	1	0	3	4	<b>180</b>
<b>45 - 59</b>	0	0	3	10	0	0	0	1	8	6	1	0	1	1	<b>31</b>
<b>60 and Older</b>	0	0	1	5	0	0	0	2	0	0	0	2	0	1	<b>11</b>
<b>Total</b>	<b>0</b>	<b>0</b>	<b>42</b>	<b>71</b>	<b>1</b>	<b>2</b>	<b>5</b>	<b>6</b>	<b>195</b>	<b>174</b>	<b>5</b>	<b>3</b>	<b>12</b>	<b>8</b>	<b>524</b>

**Total Enrollment and Hours (Program Year 2013-2014)**

<b>Adult Education</b>	<b>Total Enrolled</b>	<b>Total Hours</b>
<b>ABE</b>	392	32,801
<b>ASE</b>	73	2,305
<b>ESL</b>	59	5,536
<b>Total</b>	<b>524</b>	<b>40,642</b>

SOURCE: Planning and Development Office and GCC Fact Book-Volumes 1, 2, 3, 4, 5, 6, 7 &amp; 8.

# AY 2014-2015 Fact Book

## Employees

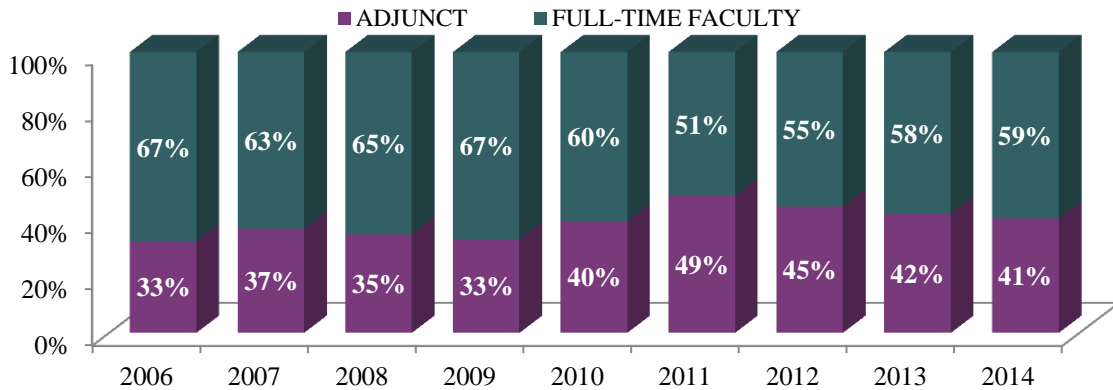
### Full-Time Employees: Nine-Year Trend

Employee Classification	2006	2007	2008	2009	2010	2011	2012	2013	2014
Staff	85	84	83	80	103	107	89	95	104
Administrators	32	34	36	35	23	21	34	35	35
Faculty	95	100	107	108	112	113	115	114	115
<b>Full -Time Employee Totals</b>	<b>212</b>	<b>218</b>	<b>226</b>	<b>223</b>	<b>238</b>	<b>241</b>	<b>238</b>	<b>244</b>	<b>254</b>

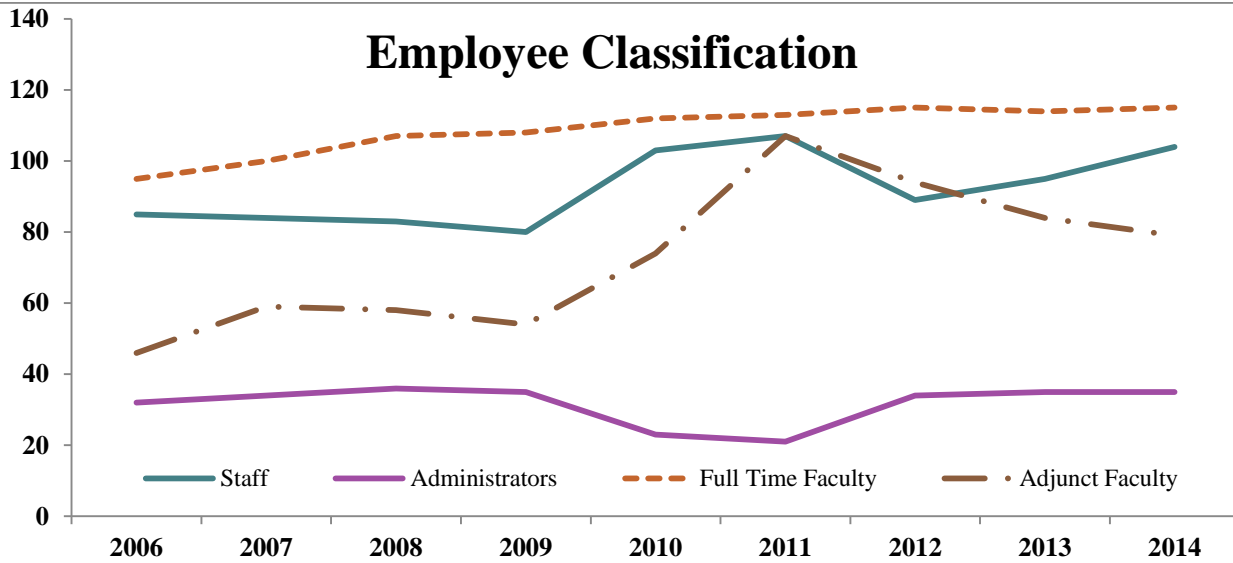
### Faculty: Nine-Year Trend

FACULTY	2006	2007	2008	2009	2010	2011	2012	2013	2014
PROFESSOR	3	3	4	5	5	8	7	6	6
ASSOC. PROFESSOR	14	0	15	15	19	16	19	18	20
ASSIST. PROFESSOR	31	45	32	29	26	25	21	26	23
INSTRUCTOR	30	34	32	36	41	48	55	50	51
ASSIST. INSTRUCTOR	17	18	24	23	21	16	13	14	15
ADJUNCT FACULTY	46	59	58	54	74	107	94	84	79
<b>TOTAL</b>	<b>141</b>	<b>159</b>	<b>165</b>	<b>162</b>	<b>186</b>	<b>220</b>	<b>209</b>	<b>198</b>	<b>194</b>

### Faculty Percentages: Nine-Year Trend



### Employee Classification



SOURCE: Human Resources Office and GCC Fact Book-Volumes 1, 2, 3, 4, 5, 6, 7 & 8.



**Total Impact**

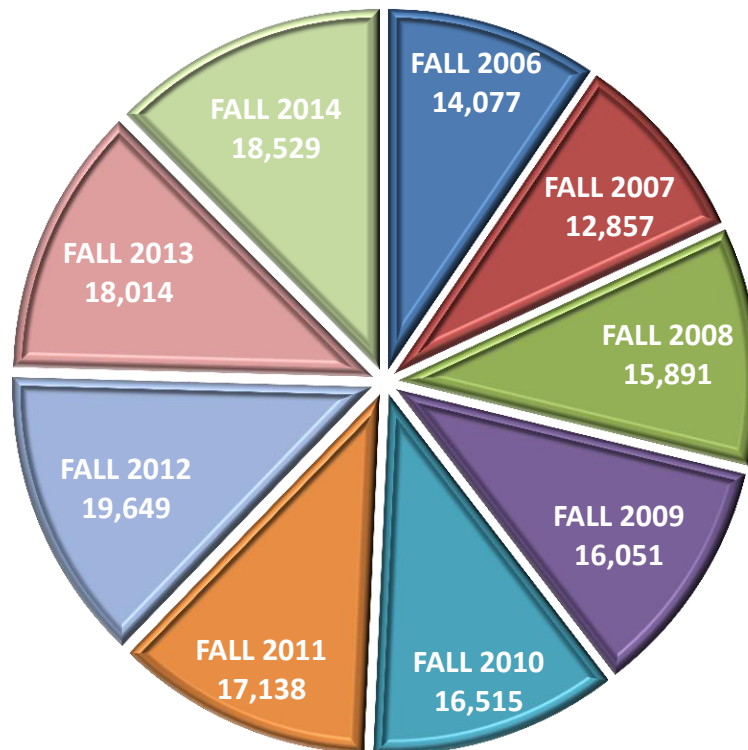
**Total Students Served: Nine-Year Trend**

	FALL 2006	FALL 2007	FALL 2008	FALL 2009	FALL 2010	FALL 2011	FALL 2012	FALL 2013	FALL 2014	Grand Total
<b>Postsecondary</b>	1,770	1,810	1,835	2,220	2,542	2,556	2,576	2,727	2,563	<b>20,599</b>
<b>Secondary<sup>58</sup></b>	1,979	1,925	2,214	2,167	2,268	2,414	2,368	2,350	2,536	<b>20,221</b>
<b>Apprenticeship</b>	187	216	274	354	325	368	434	437	519	<b>3,114</b>
<b>Adult Education<sup>59</sup></b>	1113	1079	1154	633	330	586	437	730	524	<b>6,586</b>
<b>Continuing Education</b>	9,028	7,827	10,414	10,677	11,050	11,214	13,834	11,770	12,387	<b>98,201</b>
<b>GRAND TOTAL</b>	<b>14,077</b>	<b>12,857</b>	<b>15,891</b>	<b>16,051</b>	<b>16,515</b>	<b>17,138</b>	<b>19,649</b>	<b>18,014</b>	<b>18,529</b>	<b>148,721</b>

## COMMUNITY IMPACT IN NUMBERS

**148,721**

### TOTAL STUDENTS SERVED IN NINE YEARS









<sup>58</sup> SOURCE: School of Trades & Professional Services and GCC Fact Book-Volumes 1, 2, 3, 4, 5, 6, 7 & 8.

<sup>59</sup> SOURCE: Workforce Investment Act (WIA), Title II, Consolidated Annual Report




# AY 2014-2015 Fact Book

## Benchmarks<sup>60</sup>

### Institution-Set Student Achievement Benchmarks for Course Completion, Retention, and Persistence

Legend						
	2014 performance is below 2014 benchmark.		Performance Meets Benchmark.			Performance Exceeds Benchmark.
			2014 performance is within 5% or 5 of the benchmark.			2014 performance is above 5% or 5 of the benchmark.
Student Achievement		Year			2014 Attention Level	2014 Performance Notes
		2012	2013	2014		
Course Completion as percent <sup>61</sup>	Performance	74%	75%	69%		Performance Exceeds Benchmark.
	Benchmark	67%	68%	69%		
Fall-Spring Persistence as percent	Performance	66%	68%	67%		Performance Exceeds Benchmark.
	Benchmark	63%	64%	65%		
Fall-Fall Retention as percent	Performance	45%	50%	49%		Performance Exceeds Benchmark.
	Benchmark	43%	44%	45%		

### Institution-Set Student Achievement Benchmarks for Degree Completion, Certificate Completion, and Transfer

Student Achievement		Year			2014 Attention Level	2014 Performance Notes
		2012	2013	2014		
Degree Completion as Student Count	Performance	108	129	255		Performance Exceeds Benchmark.
	Benchmark	87	88	89		
Certificate Completion as Student Count	Performance	43	37	162		Performance Exceeds Benchmark.
	Benchmark	64	65	66		
Transfer to UOG as Student Count <sup>62</sup>	Performance	62	45	41		Performance Does Not Meet Benchmark.
	Benchmark	132	133	134		

<sup>60</sup> Benchmarks are in compliance with ACCJC Accreditation Standard IB3 which states that the institution establishes institution-set standards for student achievement, appropriate to its mission, assesses how well it is achieving them in pursuit of continuous improvement, and publishes this information. Benchmarks also comply with Eligibility Requirement 11 (ER 11).

<sup>61</sup> This measure includes courses for which students earned credit, and earned no credit, but successfully complete d the course. Refer to the Successful Course Completion: Nine Year Trend table on page 13.

<sup>62</sup> Data limitations exist for this performance measure. Ongoing transfer articulation agreements and transfer initiatives with institutions other than the University of Guam (UOG) are not reflected in the current data. Future reports will be more inclusive of all transfer students from GCC.

NOTE: Benchmark for 2012 created using an average of data from 2006 to 2011. Following years' benchmarks will increase by 1% or 1 each year.

SOURCE: Accrediting Commission for Community and Junior Colleges (ACCJC) Annual Report and GCC Fact Book-Volumes 1, 2, 3, 4, 5, 6, 7 & 8.





This report was prepared primarily by Aaron T. Parker, Institutional Researcher, in consultation with Marlena O.P. Montague, Assistant Director, Office of Assessment, Institutional Effectiveness & Research (AIER). Acknowledgement is also given to the various offices on campus which provided data for this report. Additionally, administrative assistance was provided by AIER staff Vangie Aguon and Joseph Benavente.