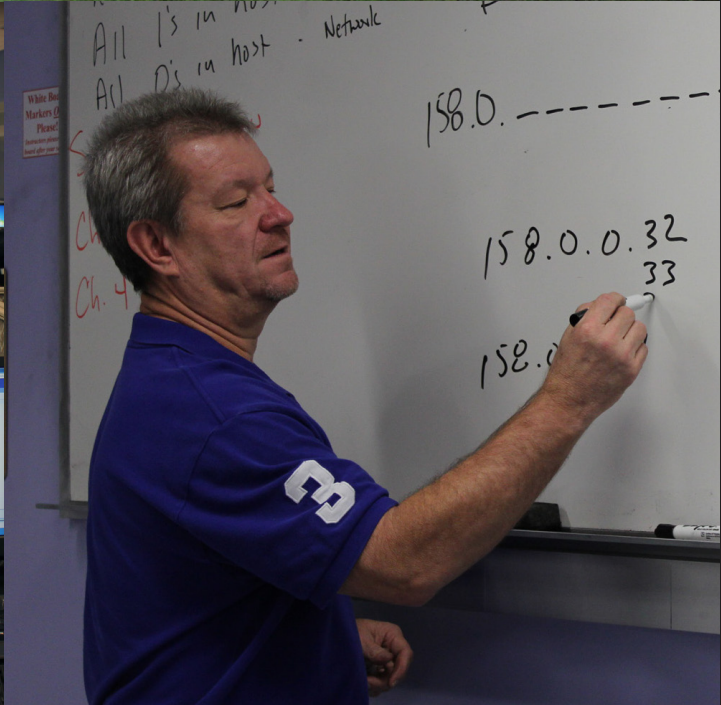




FACT BOOK

Academic Year 2012-2013 Volume 7

Featuring 7- and 8-year Data Trends



Guam Community College

Table of Contents

General Information

GCC's Mandate.....	2
Vision	2
Mission.....	2
<i>Sinangan Mision</i> (Chamorro Translation)	2
Accreditation.....	2
Faculty and Facilities	3
GCC Programs of Study	4
Other Campus Information	5
On-Campus Technology & Facilities.....	6
Terms & Acronyms.....	6
Governance	7

Post Secondary

Unduplicated Fall Enrollment	8
Unduplicated Spring Enrollment.....	8
Unduplicated Enrollment By Age Group.....	9
Unduplicated Enrollment By Gender	9
Unduplicated Enrollment By Enrollment Status.....	9
Unduplicated Enrollment By Program	10
Population By Ethnicity	12
Population By Ethnicity-Trend Summary	13
Course Completion Rates.....	13
Course Completion Percentages	13
Completers By Degree (Conferral).....	14
Completers By Certificate (Conferral)	15
Completers By Other Awards (Conferral).....	15
Persistence Rates	16
Retention Rates.....	17
Student Learning Outcomes (SLOs) 2012	18
Transfer Students From GCC to UOG	19
Guam High School Graduates Enrolled at GCC	20
COMPASS Placement Testing.....	21

Secondary

Total Population By Program	22
Completers	23

**Continuing Education & Workforce
Development**

Enrollment.....	24
Program Comparison	24

Apprenticeship

Enrollment Trends	25
Enrollment	26
Public vs. Private Comparison.....	26
Public Sector Apprentices	26
Private Sector Apprentices	27

Adult Education

Enrollment Trends	28
Completers By Program	28
Population By Age Group	29
Population By Gender and Ethnicity.....	29
Enrollment and Hours.....	29

Employees

Employee Class Breakdown	30
Faculty By Position	30
Employee Trends.....	31

Total Population Served

Total Students Served.....	32
----------------------------	----



The College's data information access software, known as the Operational Data Store (ODS) within the Banner System, as well as numerous administrative departments, provided the data presented in this Fact Book. In its attempt to present a comprehensive profile of the entire college, the Guam Community College Fact Book represents the best information available at this time.

AY 2012-2013 Fact Book

General Information: Mandate, Vision, Mission, Accreditation

Guam Community College Mandate

Guam Community College (GCC) is a multi-faceted public career and technical educational institution, created by the Community College Act of 1977 (as amended by P.L. 31-99 in 2011) to strengthen and consolidate career and technical education (CTE) on Guam. The College operates secondary and postsecondary CTE programs, adult and continuing education, community education, and short-term specialized training, as dictated by community and industry needs. These programs are delivered both on and off-campus, in satellite programs at Guam's public high schools and on site at businesses as needed. The College also serves as the State Agency for Career and Technical Education under the United States Vocational Education Act of 1946, 1963, and subsequent amendments. The College offers over 50 programs of study, and prepares students for entry-level employment in career and technical fields or transfer to four-year institutions of higher education. The College offers a variety of community service and special programs to prepare students for college experiences including English as a Second Language, Adult Basic Education, General Education Development (GED) Testing Program preparation and testing, and an Adult High School Diploma program.

Vision

GCC will continue to pioneer labor force development within the Western Pacific, best understanding and meeting the educational, career and technical training needs of the economy. It will be Guam's premier career and technical education institution and finest secondary and postsecondary basic educational institution serving the island's adult community. Its excellence will continue to be recognized because of its service to employers, employees and the community at large.

Mission

The mission of Guam Community College is to be a leader in career and technical workforce development by providing the highest quality education and job training in Micronesia.

Sinangan Misi3n (Chamorro translation)

I misi3n i Kulehon Kumunidã't Guãhan, guiya i gé'hilo' i fina'che'cho' siha yan i kinahulo' i mamfãfa'che'cho' ya u na'guãguãha nu i manãkhilo' yan manmaolek na tiningo' yan fina'nã'guen cho'cho' siha gi iya Maikronisiha.

Accreditation

GCC is accredited by the Accrediting Commission for Community and Junior Colleges (ACCJC), Western Association of Schools and Colleges (WASC). It has been continuously accredited since 1979 by ACCJC/WASC. Documents describing the accreditation of the College may be examined at the Academic Vice President's office. The Registrar may also be contacted for further information or to make arrangements to examine the accreditation documents. With the recommendation of the Curriculum Review Board of the American Association of Medical Assistants (AAMAE), GCC's Medical Assisting program has also been accredited by the Commission on Accreditation of Allied Health Education Programs (CAAHEP) since 2003.

An eleven-member team visited the College on March 19-22, 2012 and as a result of this visit, the College's accreditation was reaffirmed for another six years (until 2018), which is the maximum allowable period.

General Information: Faculty and Facilities**Faculty and Facilities**

The College faculty are well qualified by their education, experience and industry certifications to offer courses and programs of study which achieve the mission of the College. Faculty credentials are found at the back of the Academic Year 2012-2013 Catalog published by the College in both print and online formats.

The College is located in the village of Mangilao on a 32.75 acre-campus. Standard classroom facilities are housed in permanent concrete buildings. Metal buildings are used primarily for career and technical education shop facilities. In the past six years, several major capital improvement projects to expand and improve the College's facilities included the construction of new buildings and the renovation of existing ones.

The Anthony A. Leon Guerrero Allied Health Center opened on December 21, 2009, and was used for the first time in January 2010. The two-story, 22,000 square foot facility houses two lecture halls, a computer lab for nursing students, two science labs, two nursing classrooms, two nursing labs, one administration lab, one clinical lab, one simulated hospital classroom, one conference room, and faculty and staff facilities. The total cost of construction for the Allied Health Center was \$4.03 million. The Allied Health Center houses GCC's Pre-Nursing, Practical Nursing and Medical Assisting programs, as well as Science courses with laboratory components.

The LEED-Gold certified Learning Resource Center opened on December 10, 2010 and is the first LEED-certified building for the Government of Guam. The total cost of construction for the LRC was \$4.3 million, while furniture and equipment costs were approximately \$900,000. The building was funded through grants from the U.S. Departments of Education, Interior, Energy, and Agriculture, as well as the GCC Foundation Board of Governors, which provided the money for the architectural and engineering design of the building.

A new Student Center, the third new building constructed on the GCC campus within a three-year span, was built adjacent to the Learning Resource Center and opened in December 2011. The Center consists of a two-story, 22,000 square foot facility that includes a plaza and student square, a student lounge, meeting rooms, and energy efficient photovoltaics installed on its roof.

The completely renovated GCC Foundation Center opened on November 5, 2012. The Center is a two-story 21,000 square foot building with classrooms and testing rooms for Adult Basic Education, Adult Secondary Education, and English as a Second Language courses. The building also includes an expanded College Bookstore and a café for students.

In its continuing efforts to expand and improve facilities, the College has plans for three major capital improvement projects: the renovation and upgrade of building 100, which houses the Cosmetology lab and classrooms; the renovation and upgrade of Building 200, which houses the Education Department, classrooms, and the AutoCAD classroom and lab; and the expansion of the Director Gregorio Guevara Perez Crime Lab which will include a classroom for the GCC Criminal Justice Program's Forensic Lab Technician concentration and a DNA lab for the Guam Police Department.

All three of GCC's new buildings plus the A&E design for the renovation of the Foundation Building were designed by Taniguchi Ruth Makio Architects as part of the College's Physical Master Plan. An update of the Physical Master Plan (2009-2014) has been completed and projects the growth of the College over a 5-year and 10-year period.

AY 2012-2013 Fact Book**General Information: GCC Programs of Study****Associate of Arts**

Culinary Arts
Education
Liberal Studies

Associate of Science

Accounting
Automotive Service Technology
Civil Engineering Technology
Computer Networking
Computer Science
Criminal Justice
Early Childhood Education
Emergency Management
Food & Beverage Management
Hotel Operations & Management
Marketing
Medical Assisting
Office Technology
Pre-Architectural Drafting
Supervision & Management
Surveying Technology
Tourism & Travel Management
Visual Communications

Certificate

Automotive Service Technology
Computer Aided Design & Drafting
Computer Science
Construction Technology
Criminal Justice
Early Childhood Education
Education
Emergency Management
Fire Science Technology
Medical Assisting
Medium/Heavy Truck Diesel Technology
Office Technology
Practical Nursing
Pre-Nursing
Supervision & Management
Surveying Technology

Continuing Education & Lifelong Learning**GCC Career and Technical Education****Programs in GDOE High Schools**

Allied Health (GWHS,JFKHS,SHS,SSHS)
Automotive (Autobody) (GWHS,SHS)
Automotive (Automotive Technology)
(GWHS,JFKHS,SHS,SSHS,OHS)
Construction Technology (GWHS,JFKHS,SHS,SSHS,OHS)
Electronics Technology (GWHS,JFKHS,SHS,SSHS,OHS)
Marketing (GWHS,JFKHS,SHS,SSHS,OHS)
Tourism (Lodging Management Program)
(GWHS,JFKHS,SHS,SSHS,OHS)
Tourism (Prostart) (GWHS,JFKHS,SHS,SSHS)
Visual Communications (GWHS)

**General Education Development
Adult High School****Apprenticeship**

A/C Refrigeration Mechanic
Auto Body Repairer
Automobile Mechanic
Boiler Operator
Carpenter
Cement Mason
Chief of Party
Child Care Development Specialist
Computer Operator
Computer Programmer
Construction Equipment Mechanic
Cook
Construction Craft Laborer
Crime Scene Technician
Diesel Mechanic
Drafter, Civil
Drafter, Structural
Electrical Technician
Electrician
Electrician Meter Repairer
Electrician Powerhouse
Electrician, Ship
Electrician, Substation
Electronic Technician
Financial Management
Geospatial Specialist
Graphic Designer
Heating & A/C Installer Servicer
Heavy Mobile Equipment Mechanic
Information Management
Inspector Building
Instrument Technician
Insulation Worker
IT Generalist
Line Installer Repairer
Lineman
Load Dispatcher
Machinist
Maintenance Building Repairer
Maintenance Mechanic
Marine Machinery Mechanic
Office Manager/Administrative Services
Operating Engineer (Heavy Equipment Operator)
Painter
Pipefitter
Plumber
Power Plant Operator
Public Relations Representative
Pump Servicer
Purchasing Agent
Relay Technician
Rigger
Salesperson Parts
Sheet Metal Worker
Ship Fitter
Shipwright
Surveyor Assistant, Instrument
Telecommunication Technician
Treatment Plant Mechanic
Truck Driver, Heavy
Water Treatment Plant Operator
Wastewater Treatment Plant Operator
Welder

General Information: Other Campus Information**TUITION AND FEES¹**

	Resident	Non-resident	Foreign
Tuition/Credit Hour	\$130.00	\$155.00	\$180.00
Registration Fee	\$22.00	\$22.00	\$22.00
Student I.D. Card	\$7.00	\$7.00	\$7.00
Library Fee	\$15.00	\$15.00	\$15.00
Student Activity Fee	\$15.00	\$15.00	\$15.00
Health Fee	\$15.00	\$15.00	\$15.00
Student Parking Fee	\$15.00	\$15.00	\$15.00
Technology Fee	\$73.00	\$73.00	\$73.00

FEDERAL STUDENT AID

PELL Grant
Federal Work Study Program
Supplemental Education Opportunity Grant

VETERANS EDUCATIONAL BENEFITS**SCHOLARSHIPS**

American Association of University Women
Educational Foundation
Association of Government Accountants Guam
Chapter
Bill Muna Foundation
Businesswoman of the Year-First Hawaiian
Bank & Guam Business Magazine
Coca Cola Scholars Foundation
DEX Marketing Scholarship
Federated States of Micronesia
Federation of Pangasinanses on Guam
GCC Foundation Scholarship Fund
Jeff Hill Memorial Scholarship
John K. Lee, Jr. Memorial Scholarship
JTB Global Foundation of Micronesia (Tourism
Japanese Language)
Laguna Association of Guam
SKAL Club of Guam Hospitality Industry
Soroptimist International of the Marianas
Women's Opportunity Award
Take Care/GCC Allied Health Scholarship
Western Visayas College

FEDERAL TRIO PROGRAMS

Project Aim

**COLLEGE ACCESS CHALLENGE GRANT
PROGRAM****STUDENT SERVICES**

Career Guidance & Counseling Services
Pre-Enrollment Counseling
English & Mathematics Placement Test
Advisement
Career Information & Guidance
Student Rights Advocacy
Personal/Social Counseling Services
Tutorial Services

HEALTH SERVICES**OTHER SERVICES**

Student Parking
Food Service
Bookstore
Student I.D. Cards

CENTER FOR STUDENT**INVOLVEMENT**

Leadership Development
Student Governance
Student Organizations

EDUCATIONAL RESOURCES

Learning Resources Center/Library Services
Educational Services (Accommodative Services
for Students with Disabilities)

CENTER FOR CIVIC ENGAGEMENT**STATE AGENCY FOR CAREER &
TECHNICAL AND ADULT
EDUCATION PROGRAMS ON
GUAM**

¹ Tuition & Fees above reflect increases, as outlined in Board of Trustees Resolution 5-2006, adopted on March 9, 2006, and re-adopted on March 10, 2011. Contact the Registrar's Office for further information.

AY 2012-2013 Fact Book

General Information: On-Campus Technology & Facilities; Terms & Acronyms

On-Campus Technology & Facilities

Technology Center

(Building 1000)

One Cisco Networking Systems Lab
 One CAT-5/Fiber Optics Lab
 One Electronics Networking Systems Lab
 One PC Repair Lab
 Two Industry Certification Labs
 Three Graphics/Web/Video Labs
 One Video/Photography Studio
 One Prometric/Pan Testing Lab (16 computers)
 Three Lecture Halls/Presentation Rooms

Student Services & Administration Building (Building 2000)

A Building

Three Classroom Computer Labs
 One Classroom Computer Mini-Lab

C Building

Two Portable Classroom Computer Labs
 One Classroom Computer Lab
 Two Classroom Computer Mini-Labs

D Building

Six Classroom Computer Labs

Foundation Building

Learning Resource Center

(Building 4000)

One Open Computer Lab
 EBSCO Database – 7,000+ periodicals
 SirsiDynix Online Scholars' Portal (iLibrary)
 Photocopy & Printing
 24/7 on-line library catalog

Student Center

(Building 5000)

One Open Computer Lab

Multipurpose Auditorium

Anthony A. Leon Guerrero

Allied Health Center

(Building 3000)

Two Lecture Halls
 One Computer Lab
 Two Science Labs
 Two Nursing Labs
 One Administration Lab
 One Clinical Lab
 One Medical Classroom
 Two Communication Rooms
 One Conference Room

Other Facilities

Cosmetology Lab (Building 100)
 Culinary Arts Kitchen Lab (Building 400)
 Trades & Industry Park (Building 500, 600 & 900)

Terms & Acronyms

AA Associate of Arts

ABE Adult Basic Education

Adjunct Part-time faculty

AHS Adult High School

AS Associate of Science

ASE Adult Secondary Education (Adult High School)

AY Academic Year (Fall and Spring semesters)

CERT Certificate

COMPASS A computer-adaptive college placement program that uses test results to quickly evaluate incoming students' skill levels in the areas of Reading, Writing Skills, Writing Essay, and Math.

Completer A student who receives a degree, diploma, certificate, or other formal award. In order to be considered a completer, the degree/award must actually be conferred.

Declared A student pursuing a specific post-secondary certificate or degree.

Enrichment Student A student who does not intend to declare a major or pursue a degree program, but who plans to complete more than 18 credit hours of postsecondary work.

FY Fiscal Year (October 1—September 30)

GED General Education Development (GED) Testing Program

Headcount The count of students enrolled in a given period of time (e.g. semester, annual, etc.). This can be either duplicated or unduplicated counts.

HS High School

Journeyworker Certificate Programs approved and registered with the Bureau of Apprenticeship & Training, United States Department of Labor.

Not Reported Information was not indicated on the Student Information Form.

ODS The Operational Data Store is the College's institution-wide information reporting system within the Banner system.

Other Programs For purposes of this publication, other programs include undeclared students, enrichment students and students seeking a Journeyworker Certificate, an Adult High School diploma, or industry certification.

TPS School of Trades and Professional Services

TSS School of Technology and Student Services

Undeclared A student taking courses who has not formally identified a particular degree, certificate or diploma program.

Unduplicated Enrollment Refers to students enrolled for credit with each student counted only once during the reporting period (e.g. semester, etc.), regardless of when the student enrolled.

General Information: Governance**BOARD OF TRUSTEES**

Deborah C. Belanger, Chairperson
 Vacant, Vice Chairperson
 Frank P. Arriola, Secretary
 Richard P. Sablan, Treasurer
 Gina Y. Ramos, Member
 Vacant, Member
 James Pangelinan, Student Member
 Ronald "Gary" Hartz, Faculty Advisory Member
 Kenneth C. Bautista, Support Staff Advisory Member
 Mary A.Y. Okada, Ed.D., CEO/President

FOUNDATION BOARD OF GOVERNORS

Lorraine S. Okada, Chairperson
 Gerard A. Cruz, Vice Chairperson
 James A. Martinez, Secretary
 Josephine L. Mariano, Treasurer
 Gina Y. Ramos, Ex-officio Member
 Eduardo R. Ila, Member
 Annmarie T. Muna, Member
 Eloy S. Lizama, Member
 Carline Bukikosa, Member
 Deborah C. Belanger, Ex-officio Member
 Mary A.Y. Okada, Ed.D., CEO/President

OFFICERS OF THE COLLEGE

Mary A. Y. Okada Ed.D., President
 R. Ray D. Somera, Ph.D., Vice President, Academic Affairs
 Carmen Kwek Santos, M.B.A., C.P.A., Vice President, Finance and Administration
 Reilly A. Ridgell, Dean, School of Trades and Professional Services
 Virginia C. Tudela, Ph.D., Dean, School of Technology and Student Services
 Michael L. Chan, Ed.D., Associate Dean, School of Technology and Student Services
 Joanne A. Ige, Associate Dean, School of Technology and Student Services
 Karen M.S. Sablan, Ed.D., Associate Dean, School of Trades and Professional Services
 Barry L. Mead, CFBE, CHE, Adjunct Associate Dean, School of Trades and Professional Services

STAFF SENATE

Elizabeth Duenas, President
 Johanna Camacho, Vice President
 Ava Garcia, Secretary/Treasurer
 Catherine Anderson, Representative At Large
 Ana Mari Atoigue, Representative At Large
 Vivian Guerrero, Representative At Large
 Tamara Therese Hiura, Representative At Large
 Latisha Ann Leon Guerrero, Representative At Large
 Donnie Lizama, Representative At Large
 Apolline San Nicolas, HR Advisory Member

FACULTY SENATE

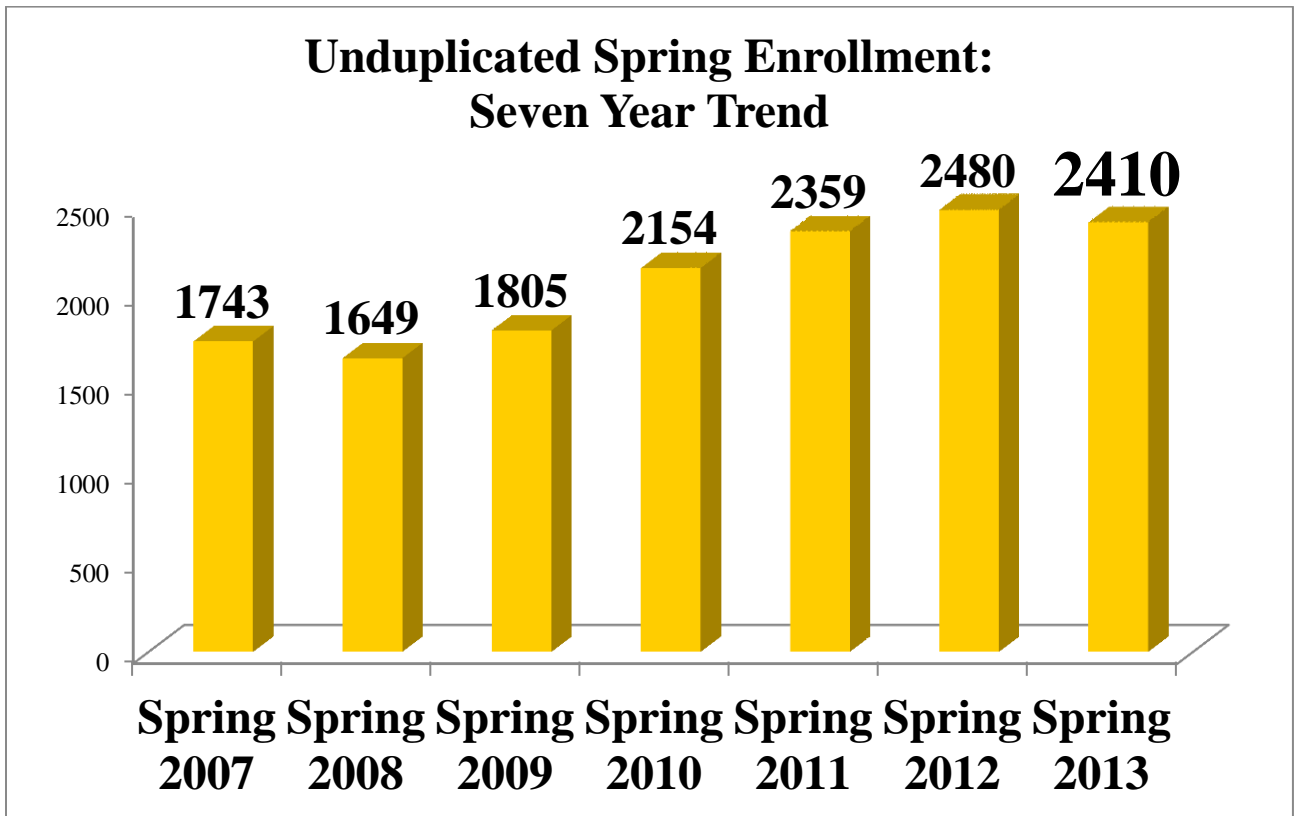
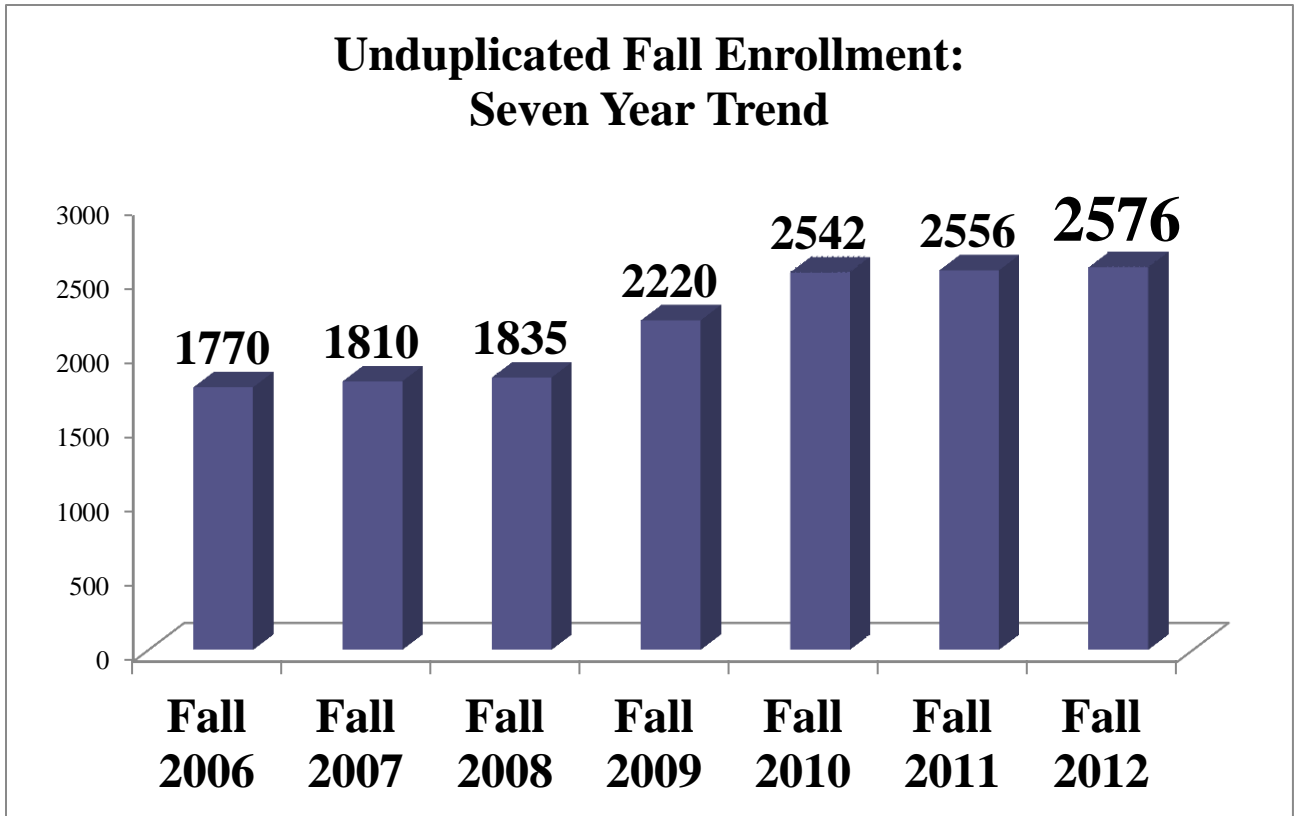
Jose Munoz, President
 Robin Roberson, President-Elect
 Vera DeOro, At Large Member
 Norman Aguilar, At Large Member
 Marsha M. Postrozny, Ed.D., Past President

COUNCIL ON POSTSECONDARY STUDENT AFFAIRS (COPSA)

Steven Alvarez, President
 Jennifer Esteves, Vice President
 Christine Walter, Secretary
 Elmarie Anderson, Treasurer
 Vicenta Lungred, Historian

AY 2012-2013 Fact Book

Postsecondary: Enrollment



SOURCE: Operational Data Store (ODS), Banner System and GCC Fact Book-Volumes 1, 2, 3, 4, 5 & 6.

Postsecondary: Enrollment By Age, Gender, and Enrollment Status

Unduplicated Enrollment By Age Group: Seven-Year Trend

AGE	Fall 2006	%	Fall 2007	%	Fall 2008	%	Fall 2009	%	Fall 2010	%	Fall 2011	%	Fall 2012	%
20 and younger	451	25%	547	30%	573	31%	708	32%	850	34%	1122	44%	1023	40%
21-25	575	32%	613	34%	571	31%	680	31%	786	31%	736	29%	834	32%
26-31	290	16%	252	14%	265	15%	291	13%	359	14%	300	12%	325	13%
32-41	270	15%	240	13%	240	13%	299	13%	304	12%	231	9%	215	8%
42-54	137	8%	123	7%	147	8%	200	9%	189	7%	128	5%	138	5%
55 and older	47	3%	35	2%	39	2%	36	2%	53	2%	39	1%	41	2%
Not Reported	0	0%	0	0%	0	0%	6	0%	1	0%	0	0%	0	0%
GRAND TOTAL	1770	100%	1810	100%	1835	100%	2220	100%	2542	100%	2556	100%	2576	100%

Unduplicated Enrollment By Gender: Seven-Year Trend

GENDER	Fall 2006	%	Fall 2007	%	Fall 2008	%	Fall 2009	%	Fall 2010	%	Fall 2011	%	Fall 2012	%
Female	1065	60%	1062	59%	1071	58%	1191	54%	1428	56%	1400	55%	1426	55%
Male	705	40%	748	41%	764	42%	1029	46%	1114	44%	1156	45%	1150	45%
GRAND TOTAL	1770	100%	1810	100%	1835	100%	2220	100%	2542	100%	2556	100%	2576	100%

Unduplicated Enrollment By Enrollment Status: Six-Year Trend

ENROLLMENT STATUS	Fall 2006	%	Fall 2007	%	Fall 2008	%	Fall 2009	%	Fall 2010	%	Fall 2011	%	Fall 2012	%
Full-time	670	38%	695	38%	657	36%	832	37%	865	34%	858	34%	970	38%
Part-time	1100	62%	1115	62%	1178	64%	1388	63%	1677	66%	1698	66%	1606	62%
GRAND TOTAL	1770	100%	1810	100%	1835	100%	2220	100%	2542	100%	2556	100%	2576	100%

SOURCE: Operational Data Store (ODS), Banner System and GCC Fact Book-Volumes 1, 2, 3, 4, 5 & 6.

AY 2012-2013 Fact Book**Postsecondary: Unduplicated Enrollment By Program**

Associate of Arts Degree Program	Fall 2006	Fall 2007	Fall 2008	Fall 2009	Fall 2010	Fall 2011	Fall 2012
AA in Culinary Arts	16	36	57	77	92	97	118
AA in Education	47	87	92	116	127	143	155
AA in Liberal Studies	42	76	107	137	148	182	194
Associate of Arts Grand Total	105	199	256	330	367	422	467

Associate of Science Degree Program	Fall 2006	Fall 2007	Fall 2008	Fall 2009	Fall 2010	Fall 2011	Fall 2012
AS in Accounting	54	79	66	86	99	114	106
AS in Automotive Service Technology	11	21	31	56	72	86	80
AS in Automotive Tech ²	26	16	11	3	1	-	-
AS in Civil Engineering Technology ³	-	-	-	-	-	-	0
AS in Computer Networking	8	15	21	33	40	55	56
AS in Computer Science	78	71	80	92	96	110	92
AS in Criminal Justice	55	68	86	143	169	237	223
AS in Early Childhood Education	57	79	99	112	119	127	110
AS in Electronics Networking ⁴	4	4	1	-	-	-	-
AS in Emergency Management ⁵	-	0	0	2	5	9	9
AS in Food & Beverage Management ⁶	-	-	-	-	14	13	12
AS in Hospitality Industry Mgmt ⁷	51	53	59	60	-	-	-
AS in Hotel Operations & Management ⁸	-	-	-	-	14	16	26
AS in Marketing	22	25	24	25	28	32	59
AS in Medical Assisting	94	113	113	102	97	101	98
AS in Office Technology	23	31	23	30	33	29	19
AS in Pre-Architectural Drafting ⁹	-	-	-	-	7	15	23
AS in Sign Language Interpreting ¹⁰	1	0	-	-	-	-	-
AS in Supervision & Management	27	43	43	59	76	84	81
AS in Surveying Technology ¹¹	-	-	-	-	3	4	3
AS in Tourism & Travel Mgmt ¹²	-	-	-	-	58	62	60
AS in Visual Communications	19	26	43	48	48	61	68
Associate of Science Grand Total	530	644	700	851	979	1155	1125

SOURCE: Operational Data Store (ODS), Banner System and GCC Fact Book-Volumes 1, 2, 3, 4, 5 & 6.

² Program replaced with AS in Automotive Service Technology in Fall of 2006.

³ Program was reinstated in November of 2011.

⁴ Program was changed to AS in Computer Networking in Summer of 2005. One student remained continuously enrolled and received an AS in Electronics Networking.

⁵ Program was adopted in April of 2007 and began in Fall of 2007.

⁶ From Fall 2003 through Spring 2010, the Food & Beverage Management emphasis was under the AS in Hospitality Industry Management program.

⁷ Program changed to AS in Hotel Operations, AS in Food & Beverage Management, and AS in Tourism & Travel Management in Fall of 2010.

⁸ From Fall 2003 through Spring 2010, the Hotel Operations & Management emphasis was under the AS in Hospitality Industry Management program.

⁹ Program was reinstated in April of 2010 as AS in Pre-Architectural Drafting. Previous program title was Architectural Engineering Technology in the 2002-2003 catalog.

¹⁰ Program archived in September of 2008. One student remained continuously enrolled and received an AS in Early Childhood Education.

¹¹ Program adopted in April of 2009.

¹² From Fall 2003 through Spring 2010, the Tourism & Travel Management emphasis was under the AS in Hospitality Industry Management program.

Postsecondary: Unduplicated Enrollment By Program

Certificate Program	Fall 2006	Fall 2007	Fall 2008	Fall 2009	Fall 2010	Fall 2011	Fall 2012
CERT in Accounting ¹³	9	4	2	2	1	-	-
CERT in Automotive Service Technology	2	11	11	15	20	24	20
CERT in Automotive Tech ¹⁴	21	13	5	2	1	1	-
CERT in Computer Aided Design & Drafting ¹⁵	-	-	-	-	2	2	1
CERT in Computer Science	11	6	5	9	4	8	2
CERT in Construction Technology	0	1	0	5	18	25	26
CERT in Cosmetology ¹⁶	20	19	17	33	40	35	15
CERT in Criminal Justice	3	21	46	15	17	24	17
CERT in Early Childhood Education	5	4	4	9	21	9	9
CERT in Education	4	5	8	3	5	2	7
CERT in Emergency Management ¹⁷	-	0	0	0	2	1	1
CERT in Fire Science	1	0	0	1	27	4	0
CERT in Medical Assisting	17	21	24	34	30	21	18
CERT in Medium/Heavy Truck Diesel Technology ¹⁸	-	-	-	0	0	0	0
CERT in Office Technology	5	4	4	3	2	0	4
CERT in Practical Nursing	27	24	36	42	37	23	21
CERT in Pre-Nursing	0	0	1	84	148	183	196
CERT in Sign Language Interpreting ¹⁹	0	1	3	1	1	-	-
CERT in Supervision & Management	1	3	7	7	2	2	4
CERT in Surveying Technology ²⁰	-	-	-	0	0	1	0
CERT in Systems Technology ²¹	2	10	6	3	-	-	-
Certificate Grand Total	128	147	179	268	378	365	341
Other Programs	Fall 2006	Fall 2007	Fall 2008	Fall 2009	Fall 2010	Fall 2011	Fall 2012
Criminal Justice Certificate	7	6	3	3	0	0	1
Industry Certification	0	0	0	0	1	0	0
Adult High School Diploma (AHS)	123	53	78	91	76	83	79
General Educational Development (GED)	20	2	0	5	1	0	3
Enrichment	0	0	1	5	2	1	0
Journeyworker Certificate	65	91	111	194	184	155	113
Undeclared	792	668	507	473	554	375	447
Other Programs Grand Total	1007	820	700	771	818	614	643

*Includes duplicated student enrollment across the seven-year timeframe.

SOURCE: Operational Data Store (ODS), Banner System and GCC Fact Book-Volumes 1, 2, 3, 4, 5 & 6.

¹³ Program archived in May of 2006; however, one student remains continuously enrolled.

¹⁴ Program replaced with CERT in Automotive Service Technology in Fall of 2006; however one student remains continuously enrolled.

¹⁵ Program reinstated in May of 2010 and last appeared in the 1999-2000 catalog.

¹⁶ Implementation of the Cosmetology Industry Certification is effective in Spring of 2013.

¹⁷ Program adopted in April of 2007 and began in Fall of 2007.

¹⁸ Program adopted in July of 2009.

¹⁹ Program archived in September of 2008; however, one student remains continuously enrolled.

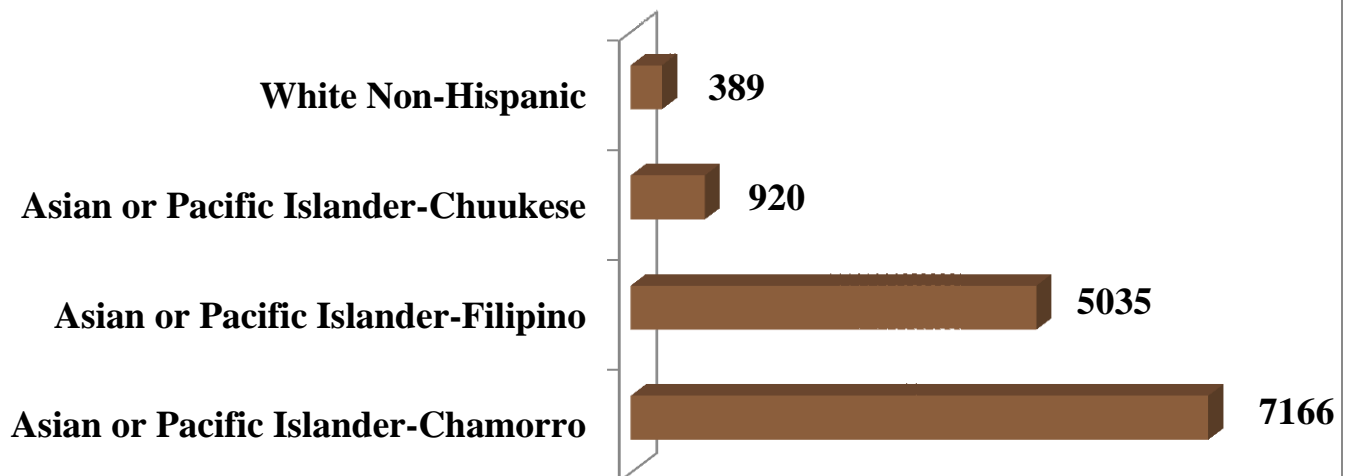
²⁰ Program reinstated in April of 2009 and previous program title was a Certificate in Basic Surveying.

²¹ Program archived in April of 2009.

AY 2012-2013 Fact Book**Population By Ethnicity: Seven-Year Trend**

ETHNICITY	Fall 2006	Fall 2007	Fall 2008	Fall 2009	Fall 2010	Fall 2011	Fall 2012
Am. Indian or Alaskan Native	0	1	3	2	2	4	4
Asian or Pacific Islander-Asian Indian	10	5	4	5	3	1	1
Asian or Pacific Islander (API)	7	10	12	12	7	6	7
API -Chamorro	784	802	904	1127	1204	1201	1144
API -Chinese	18	14	12	18	25	20	21
API -Chuukese	138	139	100	121	144	156	122
API -Filipino	546	565	578	665	840	872	969
API -Japanese	23	25	24	31	34	23	16
API -Korean	35	26	20	15	18	25	22
API -Kosraean	8	4	2	5	6	9	5
API -Marshallese	4	1	1	3	4	5	6
API -Palauan	23	40	31	43	53	42	36
API -Pohnpeian	17	14	7	17	23	32	42
API -Vietnamese	3	1	5	2	3	7	3
API -Yapese	28	34	22	32	27	34	55
Black Non-Hispanic	16	19	12	12	19	18	17
Hispanic	17	14	15	16	14	14	14
White Non-Hispanic	66	60	43	50	64	52	54
Not Reported	27	36	40	44	52	35	38
Grand Total	1770	1810	1835	2220	2542	2556	2576

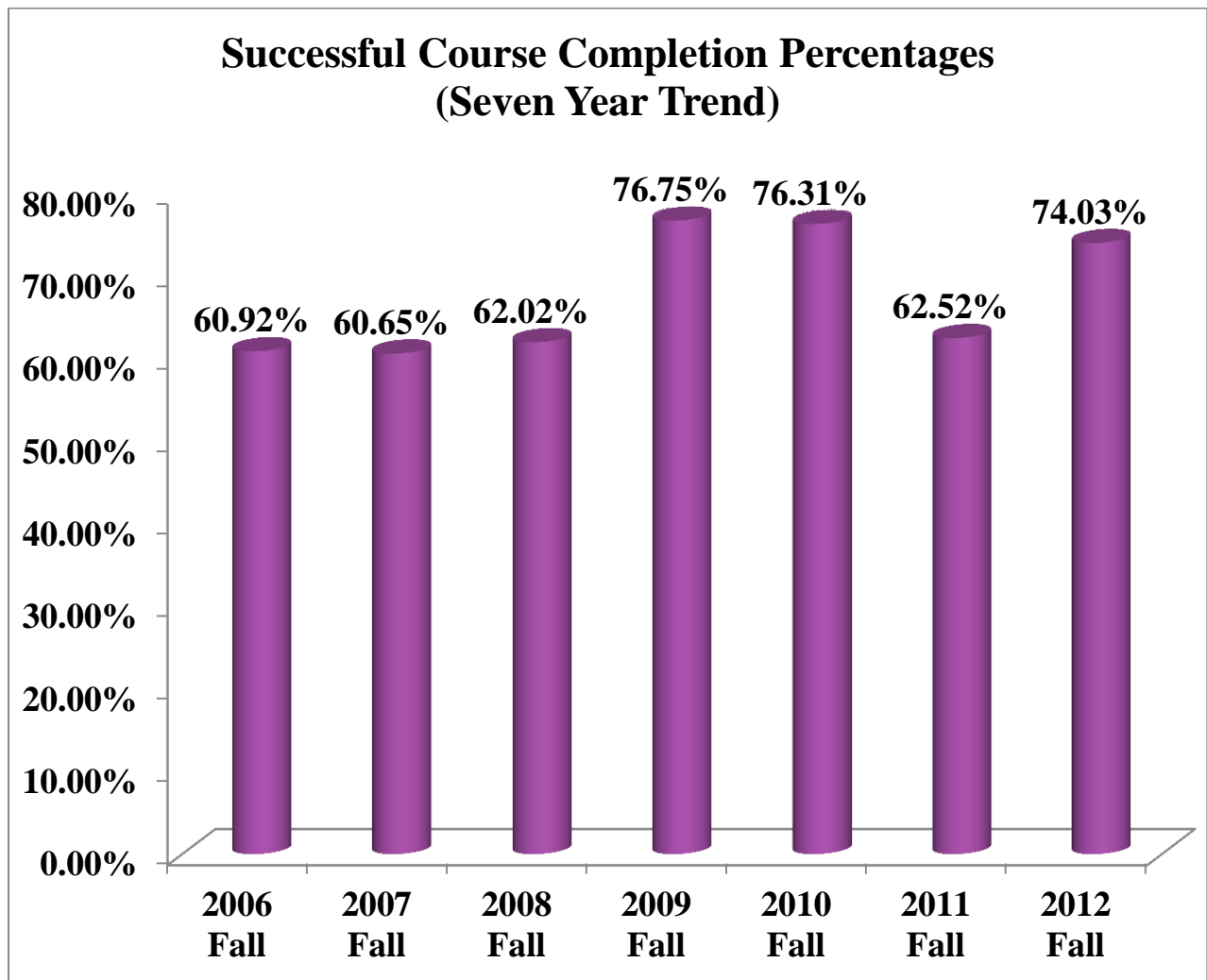
Population By Ethnicity (Seven Year Trend)



Course Completion Rates: Seven-Year Trend

Successful Course Completion: Seven-Year Trend

OUTCOMES	2006 Fall	2007 Fall	2008 Fall	2009 Fall	2010 Fall	2011 Fall	2012 Fall
Earned Credit for the course	3209	2840	2958	4347	5111	4538	4905
No Credit, but successfully completed course	9	349	342	476	440	598	681
TOTAL Successful Outcomes	3218	3189	3300	4823	5551	5136	5586
Total Registrations	5282	5258	5321	6284	7274	8215	7546



SOURCE: Admissions & Registration Office, Academic Vice President's Office, Operational Data Store (ODS), Banner System and GCC Fact Book-Volumes 1, 2, 3, 4, 5 & 6.

AY 2012-2013 Fact Book**Completers: Degree (Conferral) Seven-Year Trend**

Associate of Arts Degree	AY 2006	AY 2007	AY 2008	AY 2009	AY 2010	AY 2011	AY 2012	Grand Total
AA in Culinary Arts	1	1	0	2	9	6	9	28
AA in Education	3	0	6	7	20	16	14	66
AA in Liberal Studies	3	6	4	1	5	5	8	32
Associate of Arts Grand Total	7	7	10	10	34	27	31	126

Associate of Science Degree	AY 2006	AY 2007	AY 2008	AY 2009	AY 2010	AY 2011	AY 2012	Grand Total
AS in Accounting	7	4	11	7	9	8	5	51
AS in Automotive Service Technology	0	0	0	0	3	3	4	10
AS in Automotive Tech²²	3	1	1	1	2	0	-	8
AS in Computer Networking	0	0	1	3	1	3	7	15
AS in Computer Science	11	8	6	6	8	8	6	53
AS in Criminal Justice	4	5	14	14	11	21	12	81
AS in Early Childhood Education	12	9	6	10	17	20	13	87
AS in Electronics Networking²³	0	0	1	-	-	-	-	1
AS in Emergency Management²⁴	-	-	0	0	1	0	0	1
AS in Food & Beverage Management²⁵	-	-	-	-	-	0	6	6
AS in Hospitality Industry Management²⁶	2	1	5	2	3	4	-	17
AS in Hotel Operations & Management²⁷	-	-	-	-	0	0	1	1
AS in Marketing	4	3	0	2	2	2	1	14
AS in Medical Assisting	15	9	11	5	12	13	9	74
AS in Office Technology	4	0	1	3	3	3	1	15
AS in Pre-Architectural Drafting²⁸	-	-	-	-	0	0	0	0
AS in Sign Language Interpreting²⁹	1	0	0	-	-	-	-	1
AS in Supervision & Management	6	6	11	0	5	8	4	40
AS in Surveying Technology³⁰	-	-	-	0	0	0	0	0
AS in Tourism & Travel Management³¹	-	-	-	-	3	0	2	5
AS in Visual Communications	0	7	0	2	3	6	6	24
Associate of Science Grand Total	69	53	68	55	83	99	77	504

SOURCE: Operational Data Store (ODS), Banner System and GCC Fact Book-Volumes 1, 2, 3, 4, 5 & 6.

²² Program replaced with AS in Automotive Service Technology in Fall of 2006.²³ Program was changed to AS in Computer Networking in Summer of 2005. One student remained continuously enrolled and received an AS in Electronics Networking.²⁴ Program was adopted in April of 2007 and began in Fall of 2007.²⁵ From Fall 2003 through Spring 2010, the Food & Beverage Management emphasis was under the AS in Hospitality Industry Management program.²⁶ Program changed to AS in Hotel Operations, AS in Food & Beverage Management, and AS in Tourism & Travel Management in Fall of 2010.²⁷ From Fall 2003 through Spring 2010, the Hotel Operations & Management emphasis was under the AS in Hospitality Industry Management program.²⁸ Program was reinstated in April of 2010 as AS in Pre-Architectural Drafting. Previous program title was Architectural Engineering Technology in the 2002-2003 catalog.²⁹ Program archived in September of 2008. One student remained continuously enrolled and received an AS in Early Childhood Education.³⁰ Program adopted in April of 2009.³¹ From Fall 2003 through Spring 2010, the Tourism & Travel Management emphasis was under the AS in Hospitality Industry Management program.

Completers: Certificate and Other Programs (Conferral) Seven-Year Trend

Certificate	AY 2006	AY 2007	AY 2008	AY 2009	AY 2010	AY 2011	AY 2012	Grand Total
CERT in Accounting ³²	0	0	6	0	1	0	-	7
CERT in Automotive Service Technology	-	0	0	0	1	1	1	3
CERT in Automotive Tech ³³	3	2	1	0	0	0	0	6
CERT in Computer Aided Design & Drafting ³⁴	-	-	-	-	0	0	0	0
CERT in Computer Science	3	3	2	1	0	1	0	10
CERT in Construction Technology	0	1	0	0	0	0	0	1
CERT in Cosmetology	1	0	0	1	0	0	0	2
CERT in Criminal Justice	21	2	11	35	11	7	9	96
CERT in Early Childhood Education	4	3	2	3	3	27	1	43
CERT in Education	0	0	2	8	2	1	1	14
CERT in Emergency Management ³⁵	-	-	0	0	0	0	0	0
CERT in Fire Science	0	0	0	0	0	26	0	26
CERT in Medical Assisting	16	10	14	6	9	13	8	76
CERT in Medium/Heavy Truck Diesel Technology ³⁶	-	-	-	0	0	0	0	0
CERT in Office Technology	3	0	0	0	0	1	0	4
CERT in Practical Nursing	14	0	14	19	32	34	20	133
CERT in Pre-Nursing	0	0	0	0	0	0	3	3
CERT in Sign Language Interpreting ³⁷	0	0	0	0	0	1	-	1
CERT in Supervision & Management	0	0	1	0	0	0	0	1
CERT in Surveying Technology ³⁸	-	-	-	0	0	0	0	0
CERT in Systems Technology ³⁹	0	0	0	0	-	-	0	0
Certificate Grand Total	65	21	53	73	59	112	43	426

Other Programs	AY 2006	AY 2007	AY 2008	AY 2009	AY 2010	AY 2011	AY 2012	Grand Total
Criminal Justice Certificate	17	1	2	30	0	0	0	50
Industry Certification	0	0	0	0	0	0	0	0
Adult High School Diploma (AHS)	31	17	12	14	22	13	20	129
General Educational Development (GED)	124	171	138	190	111	109	127	970
External Diploma Program (EDP) ⁴⁰	0	0	0	0	2	1	-	3
Journeyworker Certificate	16	0	1	40	35	21	51	164
Other Programs Grand Total	188	189	153	274	170	144	198	1316

	AY 2006	AY 2007	AY 2008	AY 2009	AY 2010	AY 2011	AY 2012	Grand Total
COMPLETIONS TOTAL	329	270	284	412	346	382	349	2372

SOURCE: Operational Data Store (ODS), Banner System and GCC Fact Book-Volumes 1, 2, 3, 4, 5 & 6.

³² Program archived in May of 2006; however, one student remains continuously enrolled.

³³ Program replaced with CERT in Automotive Service Technology in Fall of 2006; however, one student remains continuously enrolled.

³⁴ Program reinstated in May of 2010 and last appeared in the 1999-2000 catalog.

³⁵ Program adopted in April of 2007 and began in Fall of 2007.

³⁶ Program adopted in July of 2009.

³⁷ Program archived in September of 2008; however, one student remains continuously enrolled.

³⁸ Program reinstated in April of 2009 and previous program title was a Certificate in Basic Surveying.

³⁹ Program archived in April of 2009.

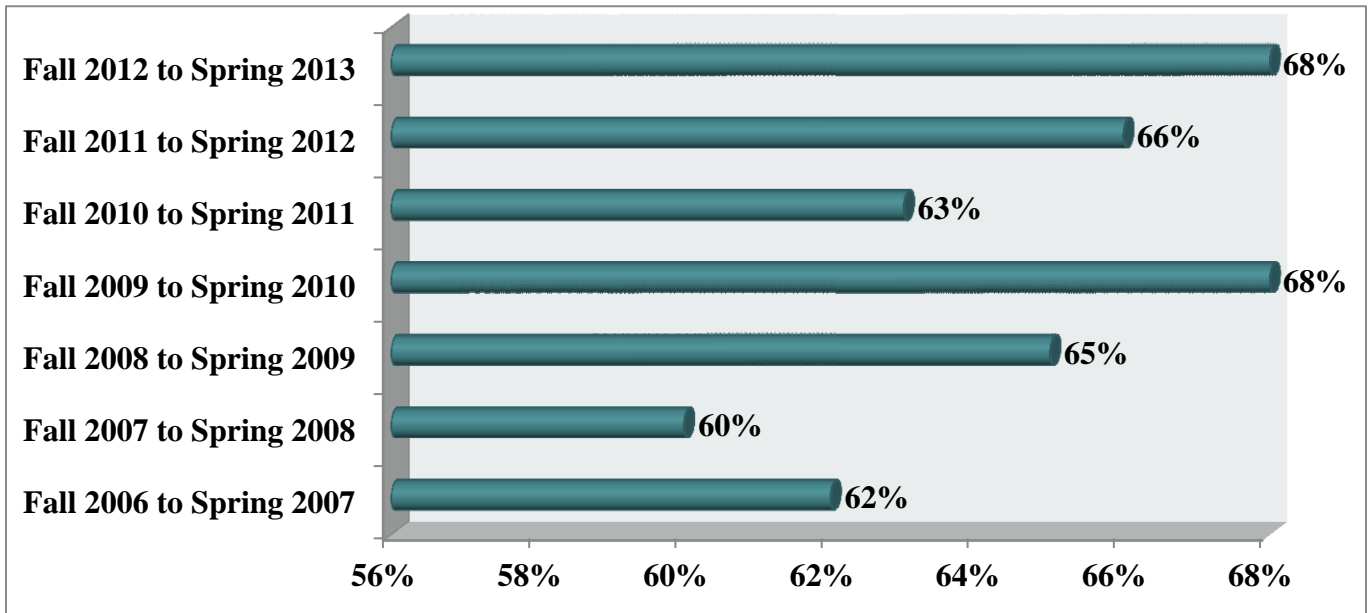
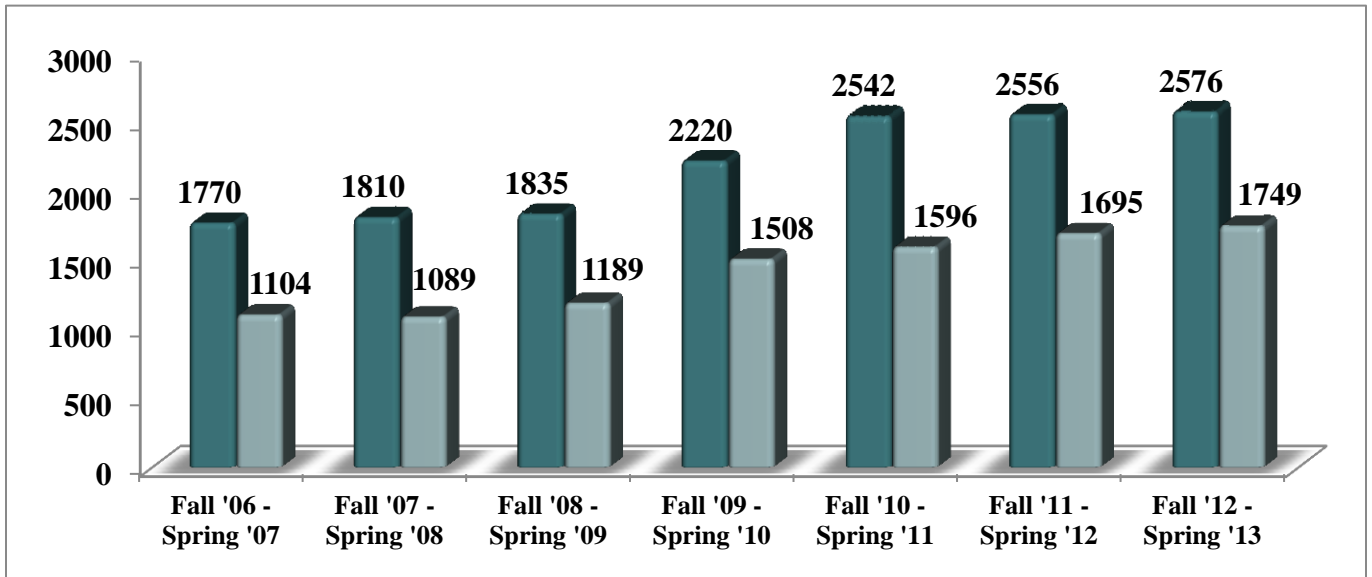
⁴⁰ Program discontinued in Fall of 2009; there have been no new registrations.

AY 2012-2013 Fact Book

Persistence Rates: Fall to Spring

Fall to Spring (Seven-Year Trend)

	Spring 2007	%	Spring 2008	%	Spring 2009	%	Spring 2010	%	Spring 2011	%	Spring 2012	%	Spring 2013	%
Persistence Total	1104	62%	1089	60%	1189	65%	1508	68%	1596	63%	1695	66%	1749	68%
Fall Enrollment (Preceding)	1770		1810		1835		2220		2542		2556		2576	



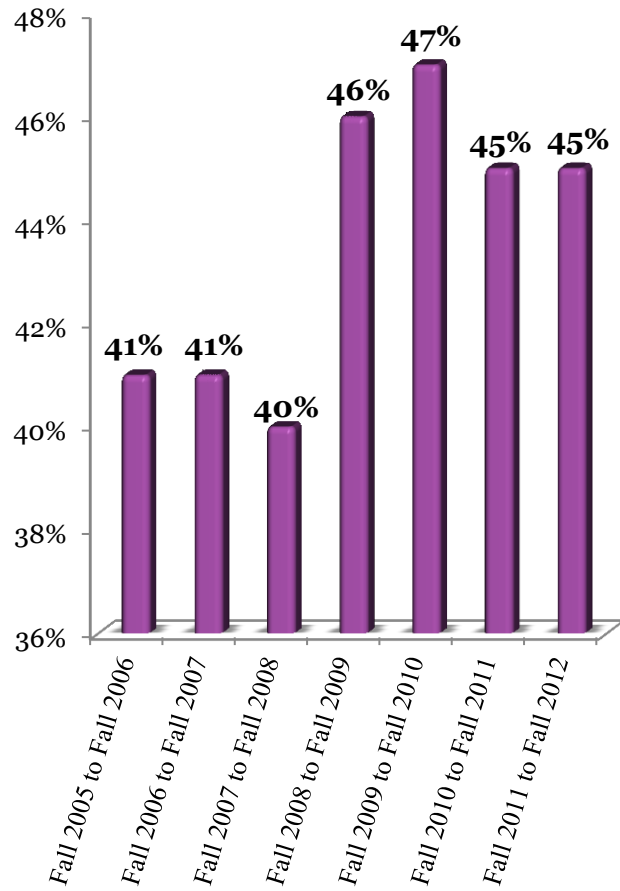
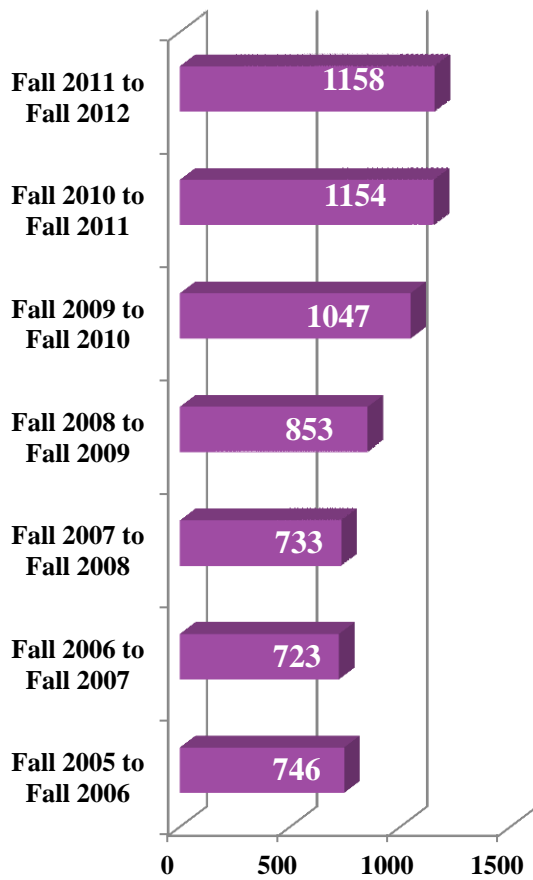
Persistence rate is the percentage of GCC students who were enrolled in the Fall semester and continued to be enrolled in the next Spring semester (Fall to Spring).

SOURCE: Operational Data Store (ODS), Banner System and GCC Fact Book-Volumes 1, 2, 3, 4, 5 & 6.

Retention Rate: Fall to Fall

Fall to Fall (Seven-Year Trend)

DEGREE PROGRAM	FALL 2006	%	FALL 2007	%	FALL 2008	%	FALL 2009	%	FALL 2010	%	FALL 2011	%	FALL 2012	%
ASSOCIATE OF ARTS	22	1%	49	3%	101	6%	154	8%	174	8%	196	8%	224	9%
ASSOCIATE OF SCIENCE	199	11%	223	13%	294	16%	364	20%	460	21%	527	21%	574	22%
CERTIFICATE	45	2%	48	3%	55	3%	65	4%	129	6%	160	6%	176	7%
DIPLOMA	109	6%	62	4%	13	1%	29	4%	28	1%	24	1%	27	1%
JOURNEYWORKER CERTIFICATE	19	1%	29	2%	44	2%	73	4%	111	5%	107	4%	59	2%
UNDECLARED	352	20%	312	18%	226	12%	168	9%	145	7%	140	6%	98	4%
GRAND TOTAL	746	41%	723	41%	733	40%	853	46%	1047	47%	1154	45%	1158	45%
PREVIOUS FALL SEMESTER ENROLLMENT	1801		1770		1810		1835		2220		2542		2556	



Retention rate is the percentage of GCC students who were enrolled in a given Fall semester and were also enrolled in the next Fall semester (Fall to Fall).

SOURCE: Operational Data Store (ODS), Banner System and GCC Fact Book-Volumes 1, 2, 3, 4, 5 & 6.

AY 2012-2013 Fact Book**Student Learning Outcomes (SLOs)**

Student Learning Outcomes describe the central goals that students will have attained by the end of a course or program. In essence, SLOs encapsulate the knowledge, skills, and attitudes that students are expected to learn from their respective programs. They answer the questions “What do students know?” (cognitive domain), “What do they think and value?” (affective domain), and “What can they do?” (behavioral domain). SLOs require students to synthesize many discrete skills or areas of content, and to produce artifacts such as term papers, projects, portfolios, demonstrations, exams or other student work.

Percent of courses with
SLOs being assessed
within programs

49.52%

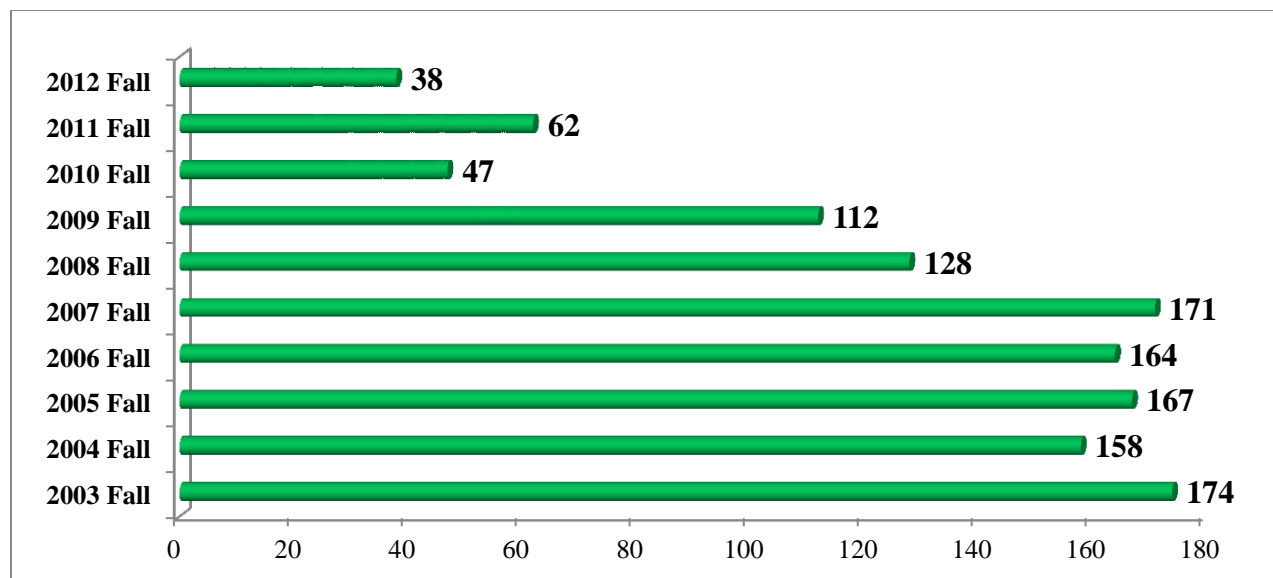
Term	Courses with SLOs	Total Number of Courses in Catalog	Percentage of Completion
Spring 2013 Catalog	414	418	99.04
Spring 2012 Catalog	400	402	99.50
Spring 2011 Catalog	384	396	96.97
Fall 2010 Catalog	384	396	96.97
Spring 2010 Catalog	250	412	60.68
Fall 2009 Catalog	181	350	51.71
Spring 2009 Catalog	70	375	18.67
Fall 2008 Catalog	68	375	18.13
Spring 2007 Catalog	0	399	0.00
Fall 2006 Catalog	0	399	0.00

As Requirement For Program	SLO Count	Total	Percent
Associate Degree Programs	Number of courses with SLOs being assessed	126	60.58
	Number of courses within the programs	208	
Certificate Programs	Number of courses with SLOs being assessed	33	56.90
	Number of courses within the programs	58	
Not a technical required course for a degree or certificate	Number of courses with SLOs being assessed	48	31.58
	Number of courses within the programs	152	
Total number of courses with SLOs being assessed within programs	Number of courses with SLOs being assessed	207	49.52
Total count of courses within programs	Number of courses within programs	418	

The denominator in calculating the total number of courses with SLOs being assessed within programs is the total number of all courses within programs and excludes all archived courses as of this writing. In previously reported SLO data, the denominator included all courses listed in the College catalog. The total number of courses with SLOs being assessed includes those courses that have been assessed in the 2012-2013 academic year.

SOURCE: Assessment, Institutional Effectiveness & Research Office.

Transfer Students from GCC to UOG: Fall Semester Trends
Transfer Students from GCC to UOG⁴¹



Transfer Students from GCC to UOG by Gender

Term	Total # of Transfer Students	Male	Female
2012 Fall	38	19	19
2011 Fall	62	23	39
2010 Fall	47	15	32
2009 Fall	112	30	82
2008 Fall	128	43	85
2007 Fall	171	0	171
2006 Fall	164	0	164
2005 Fall	167	0	167
2004 Fall	158	62	96
2003 Fall	174	71	103

SOURCE: Colleague Student Information System; Academic & Student Affairs, Office of the Senior Vice President, Academic Assessment & Institutional Research, University of Guam, January 2013.

⁴¹ UOG refers to the University of Guam, a four-year institution, that has existing articulation agreements for General Education and non-General Education courses with Guam Community College.

AY 2012-2013 Fact Book**Graduates of Guam Secondary Schools: Guam Resident, New Students to GCC
Fall 2008 thru Fall 2012**

Name of Guam School*	Fall 2008	Fall 2009	Fall 2010	Fall 2011	Fall 2012
Academy Of Our Lady Of Guam	10	16	9	12	22
Asmuyao Community School	1	1	3	7	7
Guam High School (DDESS-DODEA)	4	3	0	1	2
Evangelical Christian Academy	7	5	4	5	5
Father Duenas Memorial School	7	11	19	7	14
GCC Adult High School (AHS)	5	2	6	2	3
GCC (GED)	5	21	17	13	20
GCC (VocTech)	2	10	2	3	1
George Washington High School	90	134	171	162	173
Guam Adventist Academy	1	2	1	2	4
Guam High School	0	3	5	1	14
Guam Home School Association HS	0	1	0	1	0
Guam Intl Christian Academy	0	0	1	0	0
Harvest Christian Academy	1	5	1	5	6
Inarajan High School	3	2	0	0	0
John F Kennedy High School	101	113	146	120	149
Notre Dame High School	18	40	28	30	27
Oceanview High School	2	3	3	1	3
Okkodo High School	0	26	50	92	108
Pacific Christian Academy	0	0	1	0	0
Saint Johns School	0	1	1	3	1
Saint Paul High School	2	11	19	15	17
Simon Sanchez High School	80	119	131	138	151
Southern Christian Academy Guam	1	1	0	1	2
Southern High School	46	75	71	69	70
Temple Christian School	0	0	0	2	1
Trinity Christian School	1	1	1	1	0
TOTAL for New Students to GCC from Guam high schools with RESIDENT status, ALL AGES	387	606	690	693	800

*NOTE: Last high school attended as reported by student.

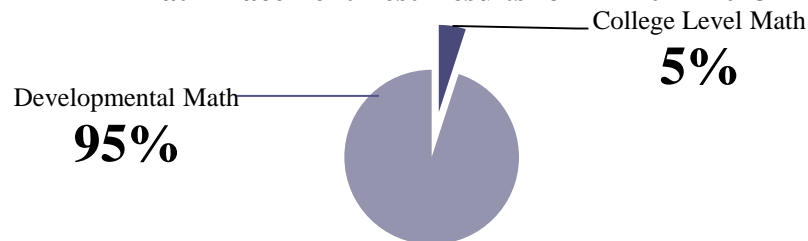
SOURCE: GCC Operational Data Store within the Banner system as of January 2013.

COMPASS Placement Testing: English & Math (Eight-Year Trend)**English Placement: AY 2006 to AY 2013**

ENGLISH PLACEMENT⁴²	EN100B	EN100R	EN100RW	EN100W	EN110	Grand Total
AY 2005-2006	93	49	161	767	204	1274
AY 2006-2007	90	58	194	833	99	1274
AY 2007-2008	58	41	196	816	113	1224
AY 2008-2009	58	66	243	1166	141	1674
AY 2009-2010	63	68	272	1304	191	1898
AY 2010-2011	45	41	162	836	138	1222
AY 2011-2012	51	56	290	459	279	1135
AY 2012-2013	43	69	270	336	337	1055
Grand Total	501	448	1788	6517	1502	10756

English Placement Test Results for AY 2012-2013**Math Placement: AY 2006 to AY 2013**

MATH PLACEMENT⁴³	MA085	MA095	MA108	MA110A	MA161A	MA161B	Grand Total
AY 2005-2006	337	286	141	7	8	10	789
AY 2006-2007	411	317	61	2	2	12	805
AY 2007-2008	344	294	87	1	2	10	738
AY 2008-2009	431	396	82	1	3	6	919
AY 2009-2010	456	416	103	5	3	8	991
AY 2010-2011	267	287	70	2	0	10	636
AY 2011-2012	463	504	146	31	12	18	1174
AY 2012-2013	423	514	164	27	13	14	1155
Grand Total	3132	3014	854	76	43	88	7207

Math Placement Test Results for AY 2012-2013

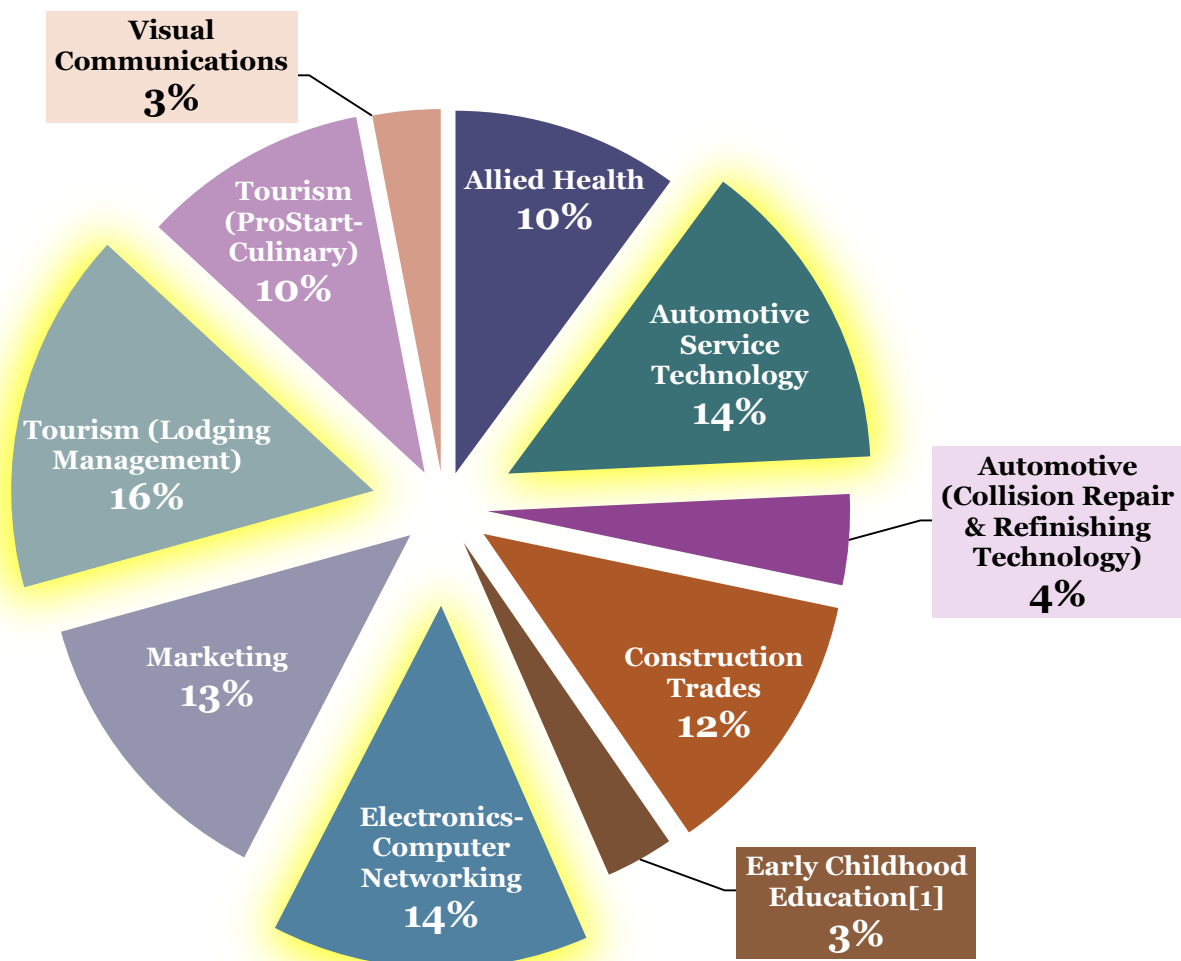
SOURCE: Operational Data Store (ODS), Banner System and GCC Fact Book-Volumes 1, 2, 3, 4, 5 & 6.

⁴² English placement test scores are valid for two years.

⁴³ Math placement test scores are valid for two years.

AY 2012-2013 Fact Book

Secondary: SY 2012-2013 Total Population in GCC Programs



Program	GWHS	JFKHS	OHS	SHS	SSHS	Grand Total
Allied Health	75	62	-	59	52	248
Automotive Service Technology	99	62	54	68	56	339
Automotive (Collision Repair & Refinishing Technology)	58	-	-	28	-	86
Construction Trades	101	59	60	23	49	292
Early Childhood Education⁴⁴	78	-	-	-	-	78
Electronics-Computer Networking	63	74	92	34	64	327
Marketing	74	70	75	20	77	316
Tourism (Lodging Management)	84	81	98	20	86	369
Tourism (ProStart-Culinary)	79	82	-	33	52	246
Visual Communications	67	-	-	-	-	67
Grand Total	778	490	379	285	436	2368

SOURCE: School of Trades & Professional Services and GCC Fact Book-Volumes 1, 2, 3, 4, 5 & 6.

⁴⁴ The Early Childhood Education orientation program was piloted in January 2010 and began with 77 students. This program was only offered to George Washington High School students because of its proximity to the GCC campus.

Secondary: Completers (SY2008 to SY2012)**Certificate of Mastery (SY 2008 to SY 2012)**

CERTIFICATE OF MASTERY	SY 2007-2008	SY 2008-2009	SY 2009-2010	SY 2010-2011	SY 2011-2012	GRAND TOTAL
George Washington High School	24	23	23	13	30	113
John F. Kennedy High School	33	24	39	23	40	159
Okkodo High School	*	7	10	21	31	69
Simon Sanchez High School	31	14	18	21	43	127
Southern High School	10	1	3	2	9	25
Grand Total	98	69	93	80	153	493

Certificate of Completion (SY 2008 to SY 2012)

CERTIFICATE OF COMPLETION	SY 2007-2008	SY 2008-2009	SY 2009-2010	SY 2010-2011	SY 2011-2012	GRAND TOTAL
George Washington High School	105	100	103	72	159	539
John F. Kennedy High School	53	56	68	38	53	268
Okkodo High School	*	23	24	10	38	95
Simon Sanchez High School	25	50	47	60	53	235
Southern High School	62	79	55	51	54	301
Grand Total	245	308	297	231	357	1438

Overall Completion (SY 2008 to SY 2012)

Academic Year	Certificate of Mastery	Certificate of Completion	Total
SY2007-2008	98	245	343
SY2008-2009	69	308	377
SY2009-2010	93	297	390
SY2010-2011	80	231	311
SY2011-2012	153	357	510
Total	493	1438	1931

*Okkodo High School opened its doors in August 2008.

SOURCE: School of Trades & Professional Services and GCC Fact Book-Volumes 1, 2, 3, 4, 5 & 6.

AY 2012-2013 Fact Book

Continuing Education and Workforce Development

Overall Enrollment (2005 to 2013)

Quarterly Period (based on Fiscal Year)	2005- 2006	2006- 2007	2007- 2008	2008- 2009	2009- 2010	2010- 2011	2011- 2012	2012- 2013
1st Quarter (October – December)	1766	1932	2074	2400	2668	2416	2776	3347
2nd Quarter (January – March)	1814	1632	3549	3309	2797	3221	4291	*
3rd Quarter (April – June)	2554	2033	2080	2527	2954	2735	4147	*
4th Quarter (July – September)	2894	2230	2711	2441	2631	2551	2620	*
GRAND TOTAL	9028	7827	10414	10677	11050	10923	13834	3347

*Note: Not completed yet, as of this publication.

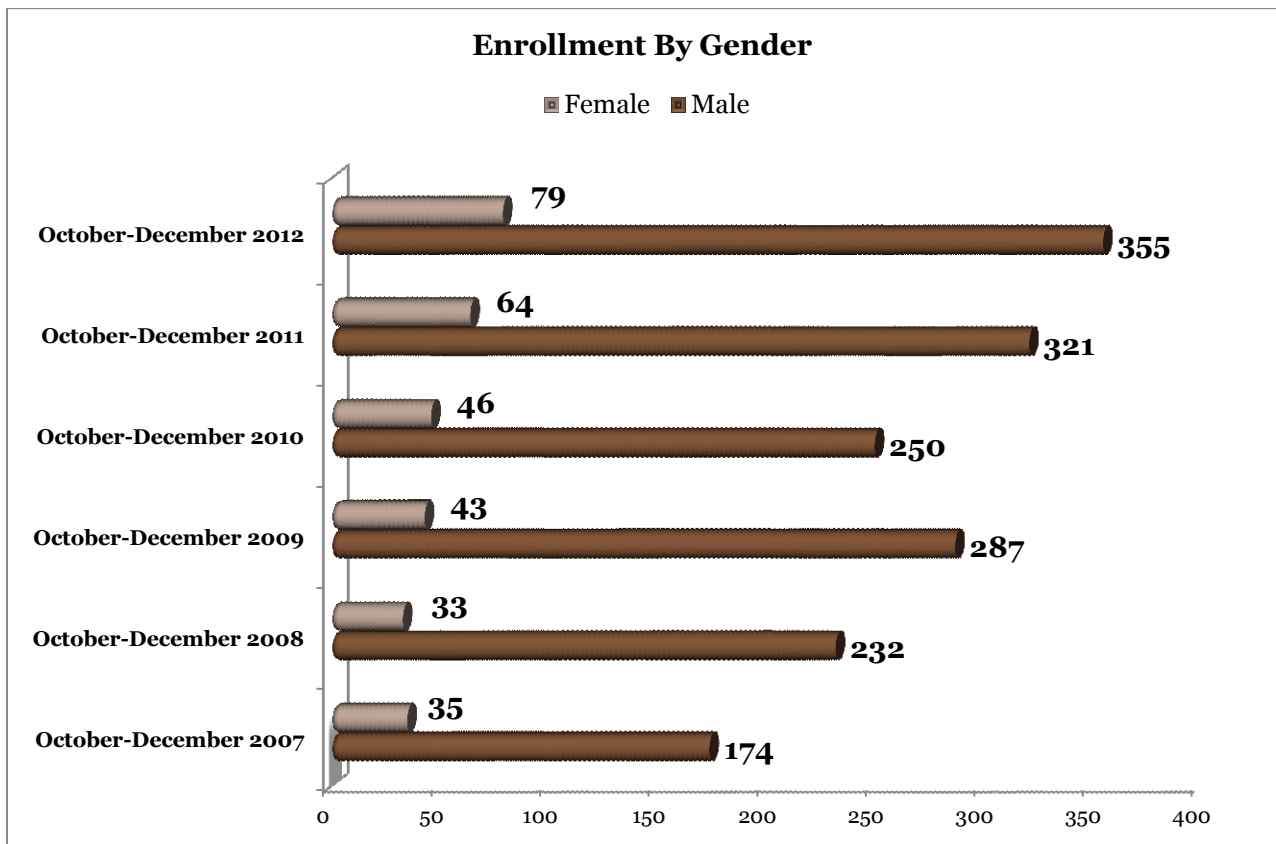
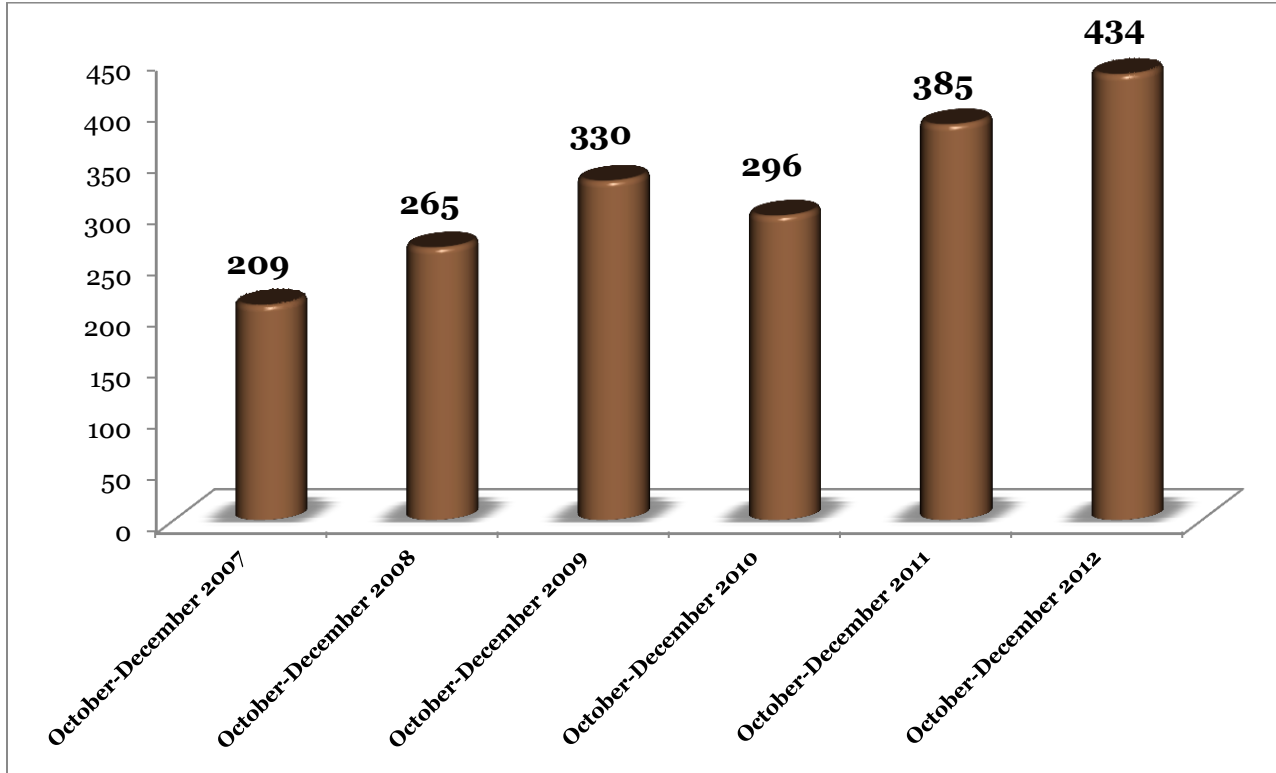
Enrollment in Continuing Education (CE) Activities (2005 to 2013)

CONTINUING EDUCATION	2005- 2006	2006- 2007	2007- 2008	2008- 2009	2009- 2010	2010- 2011	2011- 2012	2012- 2013
Postsecondary credit offerings	1896	505	2074	1242	1816	1361	1144	36
Non-Credit offerings (CEUs)	6500	6835	3549	9066	8396	9192	12367	3209
Graduate Credit offerings⁴⁵	632	244	2080	217	130	16	07	12
Prometric, HOST & Pan Testing (Online)	0	243	2711	152	708	354	316	90
GRAND TOTAL	9028	7827	10414	10677	11050	10923	13834	3347

SOURCE: Board Of Trustees Quarterly Reports, Continuing Education and Workforce Development Office, and GCC Fact Book-Volumes 1, 2, 3, 4, 5 & 6.

⁴⁵ Teacher re-certification & re-classification in partnership with the University of Guam and the University of San Diego. For 2011-2012, teacher re-certification and re-classification enrollment was solely with the University of Guam.

Apprenticeship: Enrollment (October - December)



SOURCE: Apprenticeship Office and GCC Fact Book-Volumes 1, 2, 3, 4, 5 & 6.

AY 2012-2013 Fact Book

Apprenticeship: Total Population

Enrollment by Gender (October – December) ⁴⁶ Six-Year Trend

Apprenticeship Enrollment (October-December)	2007	2008	2009	2010	2011	2012
Male	174	232	287	250	321	355
Female	35	33	43	46	64	79
GRAND TOTAL	209	265	330	296	385	434

Enrollment (October – December) Six-Year Trend

Apprentices	October-December 2007	October-December 2008	October-December 2009	October-December 2010	October-December 2011	October-December 2012
Public Sector	85	90	114	73	91	127
Private Sector	124	175	216	223	294	307
GRAND TOTAL	209	265	330	296	385	434

Public Sector Apprentices (October – December) Six-Year Trend

PUBLIC SECTOR APPRENTICES	2007	2008	2009	2010	2011	2012
Dept. of Education	0	0	9	9	10	10
Dept. of Land Mgmt.	0	0	16	15	30	31
Dept. of Public Wrk.	0	7	5	2	2	2
Dept. of Admin.	6	6	4	5	4	9
Guam Housing	0	0	0	0	2	17
Guam Police Dept.	0	0	24	21	14	15
Guam Power Auth.	58	24	7	5	3	24
Guam Waterworks	0	24	22	5	7	2
Judiciary of Guam	0	0	3	4	4	5
Port Authority Guam	21	29	24	7	15	12
Grand Total	85	90	114	73	91	127

⁴⁶ Apprenticeship Office, First Quarter Reports (Report as of October thru December)
SOURCE: Apprenticeship Office and GCC Fact Book-Volumes 1, 2, 3, 4, 5 & 6.

Apprenticeship: Private Sector Apprentices (October –December 2012)

APPRENTICESHIP TRAINING PROGRAM	Total Per Employer	Male	Female	APPRENTICESHIP TRAINING PROGRAM	Total Per Employer	Male	Female
VB98	2		2	Ironwood Manor	4	4	
Advance Elec. Serv.	6	6		J&B Modern Tech.	0	0	
Adventist World (GCA)	1	1		Jay Const. (GCA)	1	1	
Alcast Painting				JWS Refrigeration (GCA)	11	11	
Arluis Wedding	1	1		Kinden Corporation (GCA)	3	3	
Asanoma Corp. (GCA)	3	3		Lam Lam Tours	9	9	
Atkins Kroll	10	7	3	Lots of Learning	2		2
Auto Zone Inc.				Medler's	0		
Baldyga Group	3	1	2	Mid Pac Far East	3	3	
Bank of Guam				NCSTAMS	0		
B.Q. Fire Sprinklers	0	0		Next Generation	0		
Barrett Plumbing	2	1	1	Nippo Corp.	4	4	
Berg Electrical (GCA)	1	1		Nissan Guam	10	8	2
Bestsellers Inc.	0		0	Onward Mang. Golf (GHRA)	0		0
Black Construction (GCA)	1	1		Orion Const.	2	2	
Business Mami (Pacific Tyre)	1	1		Outrigger Guam (GHRA)	1	1	
Cabras Marine	12	12		P&E Const. Co.	2	2	
Cabuhat Tech. Srv.	1	1		P.R. Balagtas	3	3	
Cal Pac				Pacific Human Res.	2	2	
Cars Plus	4	4		Pacific Island Club (GHRA)	1	1	
Core Tech Int'l	5	3	2	Pacific Modair (GCA)	1	1	
Dimension Systems	2	1	1	Pacific Unlimited	9	9	
Docomo Pacific	2	2		Pacific-green	1	1	
Duenas, Camacho	5	5		Perez Bros.	5	5	
DZSP 21	15	15		Perez Bros. (GCA)	1	1	
Emergency Power	0			Planet Hollywood (GHRA)	0	0	
Estella's A/C & Refrig. (GCA)	1	1		PMT Guam Corp.	0	0	
F.A.C.S Incorp.	0			Poly Phase Elect. (GCA)	1	1	
Fiesta Rssort (GHRA)	2	2		Prestige Auto.	1	1	
G.S. Villaflores	0	0		Production Refrig. (GCA)	1	1	
G4S Security Sys.	7	7		Red Stone Int'l.	3	3	
GTA TeleGuam	44	34	10	Rex International	1	1	
Guam Legal Serv.	1		1	RLS Services	2	2	
Guam Plaza	1	1		Rosendin Electric	8	8	
Guam Shipyard	1	1	0	Sheraton Hotel (GHRA)	1	1	
Gulf Copper	3	3	0	Smithbridge Const.	4	4	
Hard Rock Café (GHRA)	1	1	0	Sumitomo Mitsui	7	7	
Hawaiian Rock Prod.	17	16	1	Sweet Relief (PROA) (GHRA)	0		0
Helix Corp. (GCA)	1	1		TG Engineers	5	5	
Hilton Guam (GHRA)	4	1	3	TLC Day Care	5		5
Horizon Lines (GCA)	1	1		Two Lover's Point	1		1
Hotel Nikko (GHRA)	0	0		United Tire Serv.	2	2	
Hyatt Regency Guam (GHRA)	8	2	6	Universal Tire Supp.	1	1	
IMCO General Co.	2	2		V.P. Olivares	2	1	1
Infant of Prague	4		4	W.B. Flores & Co.	1	1	0
Integrated Concept	0			Westin Resort (GHRA)	1		1
Ironwood Estates	2	2		Western Partitions	8	8	
Total Private Sector Apprentices:					307	259	48

SOURCE: Apprenticeship Office and GCC Fact Book-Volumes 1, 2, 3, 4, 5 & 6.

AY 2012-2013 Fact Book**Adult Education: Enrollment and Completion By Program****Adult Basic Education (ABE): Seven-Year Trend**

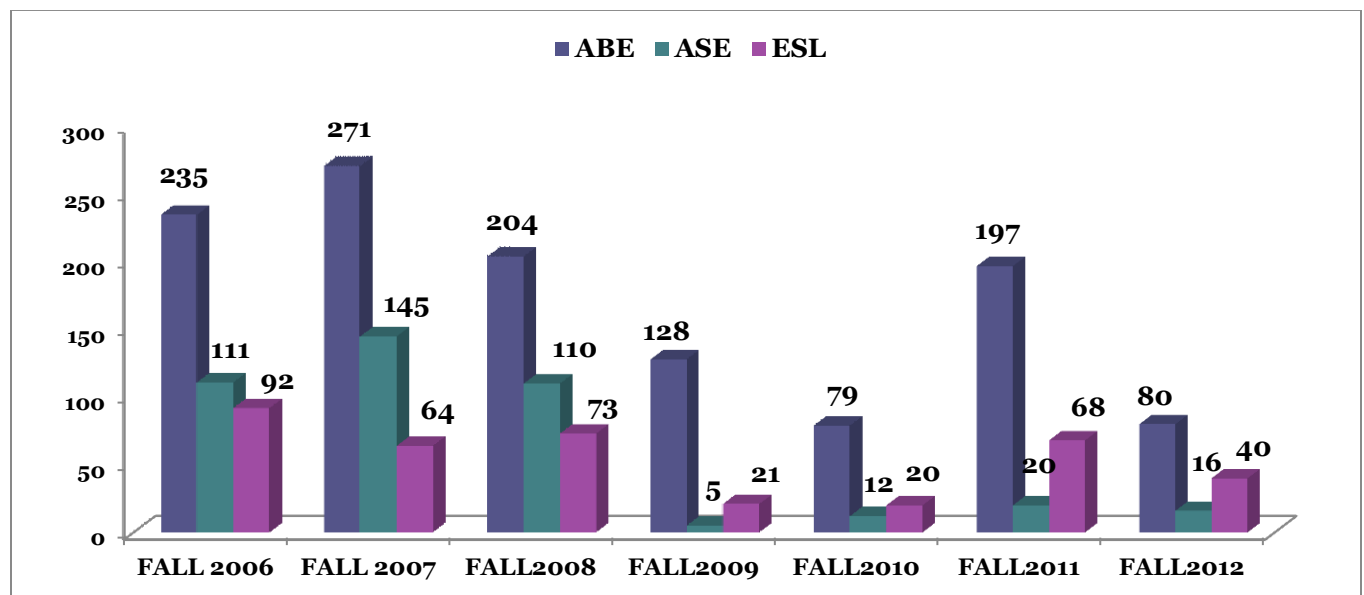
ABE	FALL 2006	FALL 2007	FALL 2008	FALL 2009	FALL 2010	FALL 2011	FALL 2012	Total
ENROLLED	604	593	724	382	267	450	325	3345
COMPLETERS	235	271	204	128	79	197	80	1194

Adult Secondary Education (ASE): Seven-Year Trend

ASE	FALL 2006	FALL 2007	FALL 2008	FALL 2009	FALL 2010	FALL 2011	FALL 2012	Total
ENROLLED	327	365	306	166	22	36	34	1256
COMPLETERS	111	145	110	5	12	20	16	419

English as a Second Language (ESL): Seven-Year Trend

ESL	FALL 2006	FALL 2007	FALL 2008	FALL 2009	FALL 2010	FALL 2011	FALL 2012	Total
ENROLLED	182	121	124	85	41	100	78	731
COMPLETERS	92	64	73	21	20	68	40	378

Adult Education Completers⁴⁷

SOURCE: Workforce Investment Act (WIA), Title II, Consolidated Annual Report and the CASAS TOPSpro Database System as of January 2013.

⁴⁷ An Adult Education program completer is a student who has completed a level of competency. The population consists of students who have completed a level of competency, those who have separated from the program, and those who continue to remain in the same program.

Adult Education: Enrollment (Fall 2012)**Population By Age (Fall 2012)**

By Age	16-18	19-24	25-44	45-59	60+	Total
Adult Basic Education (ABE)	78	132	100	14	1	325
Adult Secondary Education (ASE)	4	18	10	2	0	34
English-as-a-Second Language (ESL)	3	15	37	15	8	78
Total	85	165	147	31	9	437

Population By Age, Gender and Ethnicity (Fall 2012)

Age Group	American Indian or Alaska Native		Asian		Black or African American		Hispanic or Latino		Native Hawaiian or Other Pacific Islander		White		Two or more races		Total
	M	F	M	F	M	F	M	F	M	F	M	F	M	F	
16 - 18	0	0	0	1	0	0	0	0	31	48	1	0	2	2	85
19 - 24	0	0	2	8	0	0	0	0	71	78	0	2	3	1	165
25 - 44	0	0	2	28	0	1	0	1	51	63	0	0	0	1	147
45 - 59	0	0	3	12	0	0	0	0	6	8	0	0	1	1	31
60 and Older	0	0	2	4	0	0	0	0	0	1	0	1	0	1	9
Total	0	0	9	53	0	1	0	1	159	198	1	3	6	6	437

Total Enrollment and Hours (Fall 2012)

Adult Education	Total Enrolled	Total Hours
ABE	325	19,809
ASE	34	1,324
ESL	78	8,476
Total	437	29,609

SOURCE: Planning and Development Office and GCC Fact Book-Volumes 1, 2, 3, 4, 5 & 6.

AY 2012-2013 Fact Book

Employees

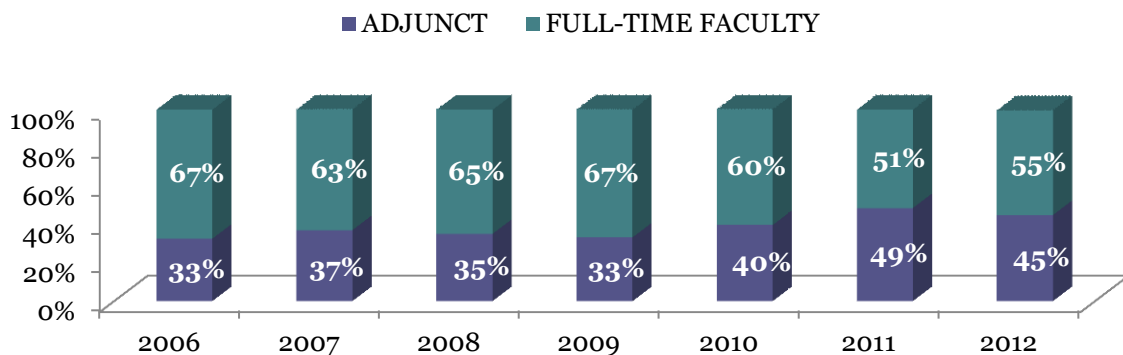
Full-Time Employees: Seven-Year Trend

EMPLOYEE CLASSIFICATION	2006	2007	2008	2009	2010	2011	2012
STAFF	85	84	83	80	103	107	89
ADMINISTRATORS	32	34	36	35	23	21	34
FACULTY	95	100	107	108	112	113	115
FULL-TIME EMPLOYEE TOTALS	212	218	226	223	238	241	238

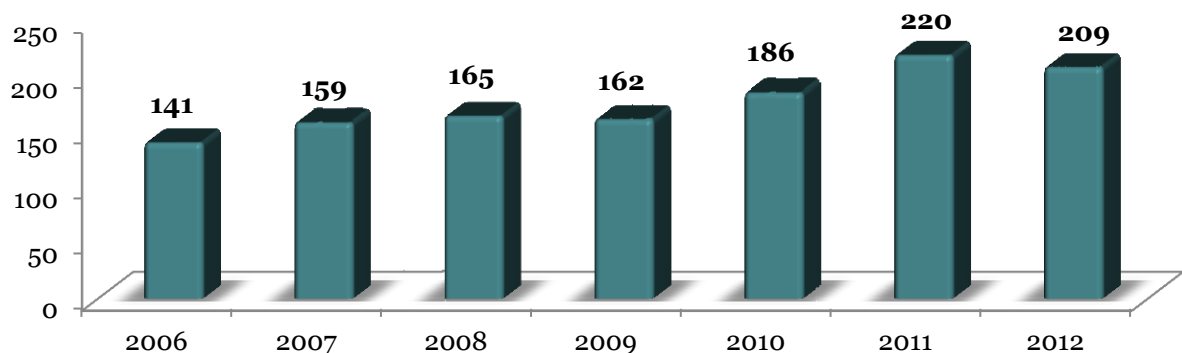
Faculty: Seven-Year Trend

FACULTY	2006	2007	2008	2009	2010	2011	2012
PROFESSOR	3	3	4	5	5	8	7
ASSOC. PROFESSOR	14	0	15	15	19	16	19
ASSIST. PROFESSOR	31	45	32	29	26	25	21
INSTRUCTOR	30	34	32	36	41	48	55
ASSIST. INSTRUCTOR	17	18	24	23	21	16	13
ADJUNCT FACULTY	46	59	58	54	74	107	94
Total	141	159	165	162	186	220	209

Faculty Percentages: Seven Year Trend

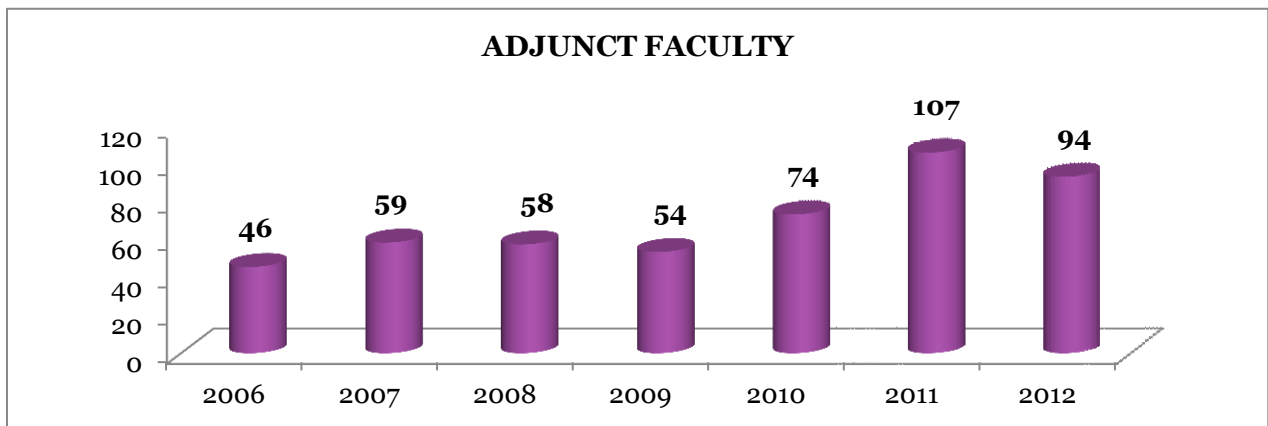
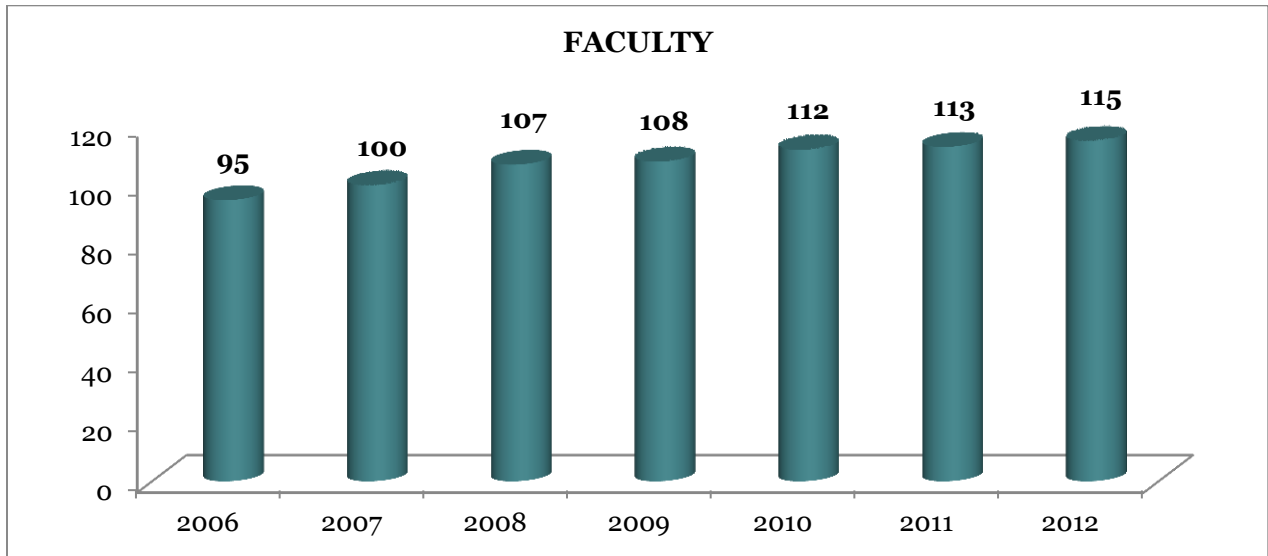
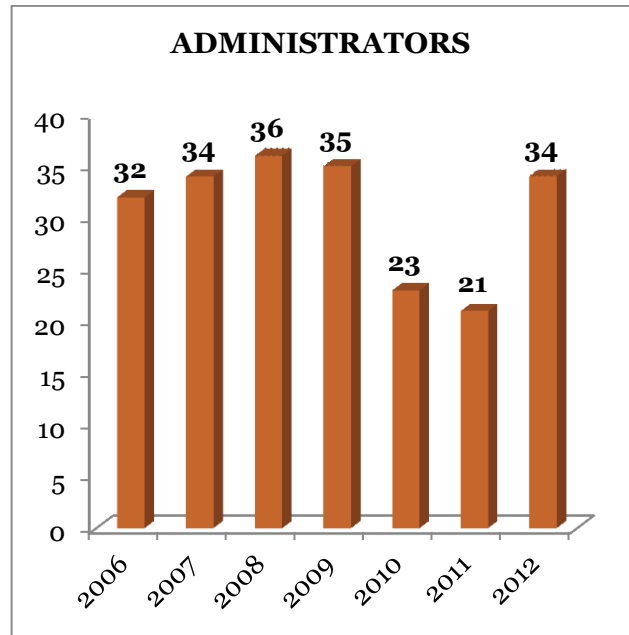
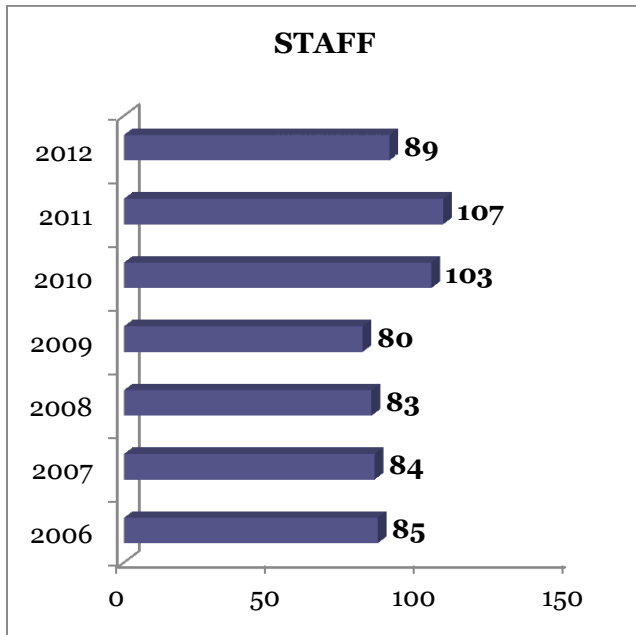


Total Faculty Including Adjunct



SOURCE: Human Resources Office and GCC Fact Book-Volumes 1, 2, 3, 4, 5 & 6.

EMPLOYEES: By Classification (Seven-Year Trend)



SOURCE: Human Resources Office and GCC Fact Book-Volumes 1, 2, 3, 4, 5 & 6.

AY 2012-2013 Fact Book

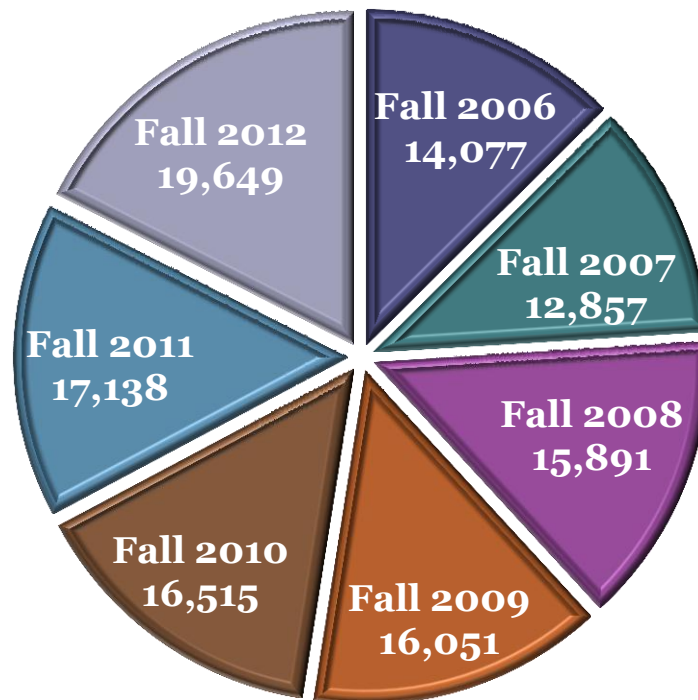
TOTAL IMPACT

Total Students Served: Seven-Year Trend

	FALL 2006	FALL 2007	FALL 2008	FALL 2009	FALL 2010	FALL 2011	FALL 2012	Grand Total
Postsecondary	1,770	1,810	1,835	2,220	2,542	2556	2576	15,309
Secondary ⁴⁸	1,979	1,925	2,214	2,167	2,268	2414	2368	15,335
Apprenticeship	187	216	274	354	325	368	434	2,158
Adult Education ⁴⁹	1113	1079	1154	633	330	586	437	5,332
Continuing Education	9,028	7,827	10,414	10,677	11,050	11,214	13,834	74,044
GRAND TOTAL	14,077	12,857	15,891	16,051	16,515	17,138	19,649	112,178

COMMUNITY IMPACT IN NUMBERS

112,178
TOTAL STUDENTS SERVED
IN SEVEN YEARS



⁴⁸ SOURCE: School of Trades & Professional Services and GCC Fact Book-Volumes 1, 2, 3, 4, 5 & 6.

⁴⁹ SOURCE: Workforce Investment Act (WIA), Title II, Consolidated Annual Report



This report was prepared primarily by Marlena O.P. Montague, Assistant Director, Office of Assessment, Institutional Effectiveness & Research (AIER), in consultation with R. Ray D. Somera, Ph.D., Vice President for Academic Affairs. Acknowledgement is also given to the various offices on campus which provided data for this report. Additionally, administrative assistance was provided by AIER staff Vangie Aguon and Joseph Benavente.