



FACT BOOK
Academic Year
2011-2012
Volume 6

Featuring
6-year and 7-year
Data Trends

Guam
Community
College

GUAM COMMUNITY COLLEGE



1 Sesame Street
Mangilao, Guam 96913
(671) 735-5531

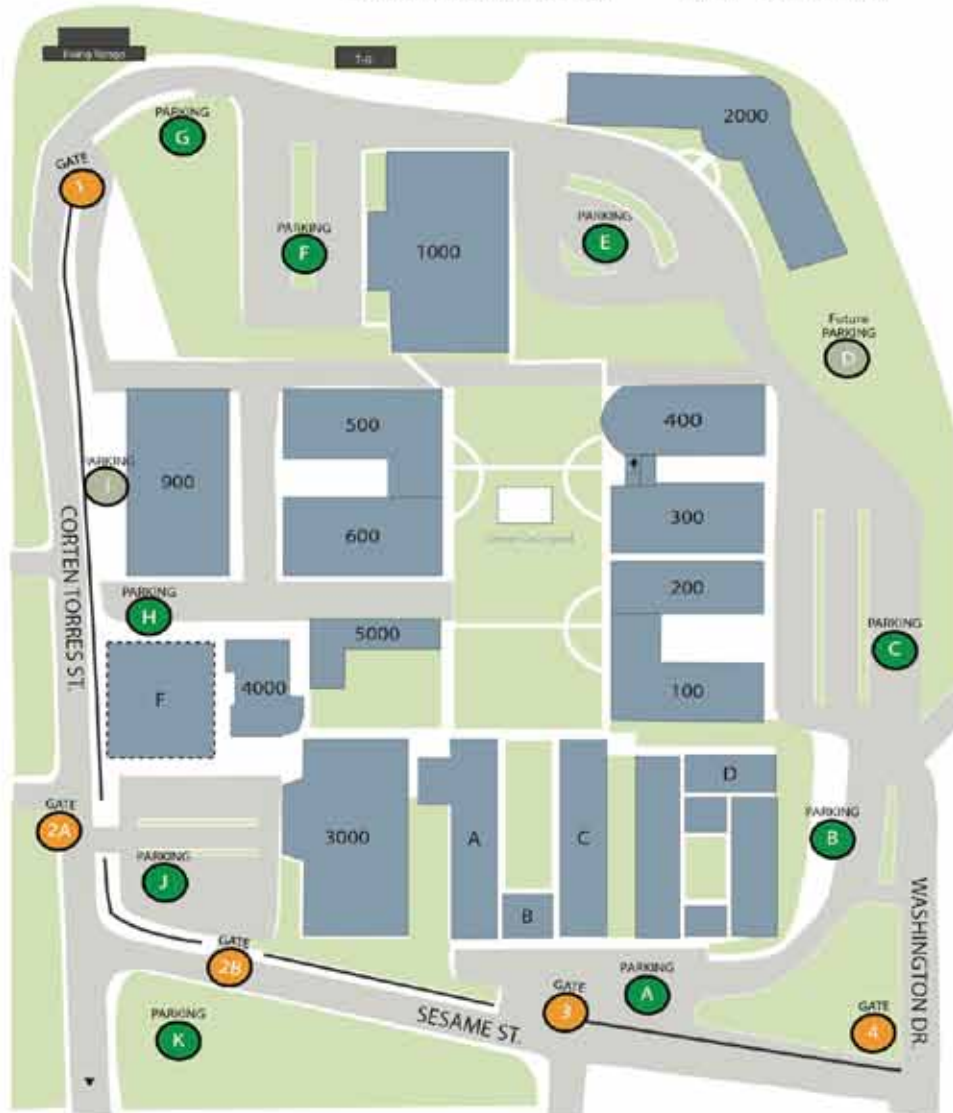


Directions

From Route 10 (east), turn LEFT on Corten Torres St, RIGHT on Sesame Street. From Route 10 (west), Turn RIGHT on University Drive, LEFT on Washington Drive, LEFT on Sesame Street.

Key to Buildings

- | | | |
|--|---|---|
| A Classrooms; Adult Education Office; Criminal Justice Office/Faculty | 100 Cosmetology Office & Shop; Classrooms; GCC Bookstore | 600 Marketing Classroom/Secondary Student Store; Construction Dept. Classroom/Workshop |
| B Student Support Services | 200 Education Dept. Office/Faculty, Classrooms; Auto CAD Lab/Classroom | 900 Autobody/Welding Shop/Classrooms; Construction Trades Dept. Office |
| C Classrooms; English Dept. Office/Faculty; Math Dept. Office/Faculty | 300 Tourism & Hospitality Dept. Office, Classroom, ProStart Kitchen/Classroom, Maintenance Dept. | 1000 Technology Center |
| D Computer Science, Electronics, and Business Classrooms; Management Information Systems | 400 Culinary Arts Kitchen/Faculty Office; Multipurpose Auditorium | 2000 Student Services & Administration |
| F (Foundation) Building – (Future Classrooms, Adult Education Office, GCC Book Store, Café) | 500 Automotive Dept. Office/Automotive Classroom/Shop | 3000 Anthony A. Leon Guerrero Allied Health Center |
| | | 4000 Learning Resource Center |
| | | 5000 Student Center |



www.guamcc.edu

Table of Contents

General Information

GCC's Mandate.....	2
Vision	2
Mission.....	2
<i>Sinangan Mision</i> (Chamorro Translation)	2
Accreditation.....	2
Faculty and Facilities	3
GCC Fields of Study	6
Other Campus Information	7
On-Campus Technology & Facilities.....	8
Terms & Acronyms.....	8
Governance	9

Post Secondary

Unduplicated Fall Enrollment	12
Unduplicated Spring Enrollment.....	12
Unduplicated Enrollment By Age Group.....	13
Unduplicated Enrollment By Gender	13
Unduplicated Enrollment By Enrollment Status.....	13
Unduplicated Enrollment By Program	14
Population By Ethnicity	16
Population By Ethnicity-Trend Summary	16
Course Completion Rates.....	17
Course Completion Percentages	17
Completers By Degree (Conferral).....	18
Completers By Certificate (Conferral)	19
Completers By Other Awards (Conferral).....	19
Persistence Rates	20
Retention Rates.....	21
Student Learning Outcomes (SLOs) 2011....	22
Transfer Students From GCC to UOG	23
Guam Secondary Graduates Enrolled.....	24
COMPASS Placement Testing.....	25

Secondary

Total Population By Program	26
Completers	27

**Continuing Education & Workforce
Development**

Enrollment.....	28
Program Comparison	28

Apprenticeship

Enrollment Trends	29
Enrollment	30
Public vs. Private Comparison.....	30
Public Sector Apprentices	30
Private Sector Apprentices	31

Adult Education

Enrollment Trends	32
Completers By Program	32
Population By Age Group	33
Population By Gender and Ethnicity.....	33
Enrollment and Hours.....	33

Employees

Employee Class Breakdown	34
Faculty By Position.....	34
Employee Trends.....	35

Total Population Served

Total Students Served.....	36
----------------------------	----



The College's data information access software, known as the Operational Data Store (ODS) within the Banner System, as well as numerous administrative departments, provided the data presented in this Fact Book. In its attempt to present a comprehensive profile of the entire college, the Guam Community College Fact Book represents the best information available at this time.

AY 2011-2012 Fact Book

General Information: Mandate, Vision, Mission, Accreditation

Guam Community College Mandate

Guam Community College (GCC) is a multi-faceted public career and technical educational institution, created by the Community College Act of 1977 (as amended by P.L. 31-99 in 2011) to strengthen and consolidate career and technical education (CTE) on Guam. The College operates secondary and postsecondary CTE programs, adult and continuing education, community education, and short-term specialized training, as dictated by community and industry needs. These programs are delivered both on and off-campus, in satellite programs at Guam's public high schools and on site at businesses as needed. The College also serves as the State Agency for Career and Technical Education under the United States Vocational Education Act of 1946, 1963, and subsequent amendments. The College offers over 50 fields of study, and prepares students for entry-level employment in career and technical fields or transfer to four-year institutions of higher education. The College offers a variety of community service and special programs to prepare students for college experiences including English as a Second Language, Adult Basic Education, General Education Development (GED) Testing Program preparation and testing, and an Adult High School Diploma program.

Vision

GCC will continue to pioneer labor force development within the Western Pacific, best understanding and meeting the educational, career and technical training needs of the economy. It will be Guam's premier career and technical education institution and finest secondary and postsecondary basic educational institution serving the island's adult community. Its excellence will continue to be recognized because of its service to employers, employees and the community at large.

Mission

GCC's mission is to be a leader in career and technical workforce development by providing the highest quality education and job training in Micronesia.

Sinangan Misi3n (Chamorro translation)

I misi3n i Kulehon Kumunidã't Guãhan, guiya i gé'hilo' i fina'che'cho' siha yan i kinahulo' i mamfãfa'che'cho' ya u na'guãguãha nu i manãkhilo' yan manmaolek na tiningo' yan fina'nã'guen cho'cho' siha gi iya Maikronisiha.

Accreditation


GCC is accredited by the Accrediting Commission for Community and Junior Colleges (ACCJC), Western Association of Schools and Colleges (WASC). It has been continuously accredited since 1979 by ACCJC/WASC. Documents describing the accreditation of the College may be examined at the Academic Vice President's office. The Registrar may also be contacted for further information or to make arrangements to examine the accreditation documents. With the recommendation of the Curriculum Review Board of the American Association of Medical Assistants (AAMAE), GCC's Medical Assisting program has also been accredited by the Commission on Accreditation of Allied Health Education Programs (CAAHEP) since 2003.

General Information: Faculty and Facilities**Faculty and Facilities**

The College faculty are well qualified by their education, experience and industry certifications to offer courses and programs of study which achieve the mission of the College. Faculty credentials are found at the back of the Academic Year 2012-2013 Catalog published by the College.



The College is located in the village of Mangilao on a 32.75 acre-campus. Standard classroom facilities are housed in permanent concrete buildings. Metal buildings are used primarily for career and technical education shop facilities. In the past five years, several major capital improvement projects to expand and improve the College's facilities included the construction of new buildings and the renovation of existing ones.



The Anthony A. Leon Guerrero Allied Health Center opened on December 21, 2009, and was used for the first time in January 2010. The two-story, 22,000 square foot facility houses two lecture halls, a computer lab for nursing students, two science labs, two nursing classrooms, two nursing labs, one administration lab, one clinical lab, one simulated hospital classroom, one conference room, and faculty and staff facilities. The \$4.03 million building was funded in part by the Department of Interior, which paid \$260,000 for the Architectural and Engineering design, \$943,000 for construction, and \$150,000 for collateral equipment. GCC funded the other \$3 million. The Allied Health Center houses GCC's Pre-Nursing, Practical Nursing and Medical Assisting programs, as well as Science courses with laboratory components.

AY 2011-2012 Fact Book

General Information: Facilities



The newly constructed LEED-Gold certified Learning Resource Center opened on December 10, 2010 and is the first LEED-certified building for the Government of Guam. The total cost of construction for the LRC was \$4.3 million, while furniture and equipment costs were approximately \$900,000. The building was funded through grants from the U.S. Departments of Education, Interior, Energy, and Agriculture, as well as the GCC Foundation Board of Governors, which provided the money for the architectural and engineering design of the building.



A new Student Center, the third new building constructed on the GCC campus within a three-year span, was built adjacent to the Learning Resource Center and opened in December 2011. The Center consists of a two-story, 22,000 square foot facility that includes a plaza and student square, a student lounge, meeting rooms, and energy efficient photovoltaics installed on its roof.

General Information: Facilities

The GCC Foundation Center is currently under renovation and scheduled to open toward the end of 2012. The Center is a two-story 21,000 square foot building that will provide classrooms and testing rooms for Adult Basic Education, Adult Secondary Education, and English as a Second Language courses. The building will also include the College Bookstore and a café for students.



In its continuing efforts to expand and improve facilities, the College has plans for three major capital improvement projects: the renovation and upgrade of building 100, which houses the Cosmetology lab and classrooms; the renovation and upgrade of Building 200, which houses the Education Department, classrooms, and the AutoCAD classroom and lab; and the expansion of the Director Gregorio Guevara Perez Crime Lab which will include a classroom for the GCC Criminal Justice Program's Forensic Lab Technician concentration and a DNA lab for the Guam Police Department.

All three of GCC's new buildings plus the A&E design for the renovation of the Foundation Building were designed by Taniguchi Ruth Makio Architects as part of the College's Physical Master Plan. An update of the Physical Master Plan (2009-2014) has been completed and projects the growth of the College over a 5-year and 10-year period.

AY 2011-2012 Fact Book**General Information: GCC Fields of Study****Associate of Arts**

Culinary Arts
Education
Liberal Studies

Associate of Science

Accounting
Automotive Service Technology
Computer Networking
Computer Science
Criminal Justice
Early Childhood Education
Emergency Management
Food & Beverage Management
Hotel Operations & Management
Marketing
Medical Assisting
Office Technology
Pre-Architectural Drafting
Supervision & Management
Surveying Technology
Tourism & Travel Management
Visual Communications

Certificate

Automotive Service Technology
Computer Aided Design & Drafting
Computer Science
Construction Technology
Cosmetology
Criminal Justice
Early Childhood Education
Education
Emergency Management
Fire Science Technology
Medical Assisting
Medium/Heavy Truck Diesel Technology
Office Technology
Practical Nursing
Pre-Nursing
Supervision & Management
Surveying Technology

Continuing Education & Lifelong Learning**GCC Career and Technical Education****Programs in GDOE High Schools**

Allied Health (GWHS,JFKHS,SHS,SSHS)
Automotive (Autobody) (GWHS,SHS)
Automotive (Automotive Technology)
(GWHS,JFKHS,SHS,SSHS,OHS)
Construction Technology
(GWHS,JFKHS,SHS,SSHS,OHS)
Electronics Technology (GWHS,JFKHS,SHS,SSHS,OHS)
Marketing (GWHS,JFKHS,SHS,SSHS,OHS)
Tourism (Lodging Management Program)
(GWHS,JFKHS,SHS,SSHS,OHS)
Tourism (Prostart) (GWHS,JFKHS,SHS,SSHS)
Visual Communications (GWHS)

General Education Development**Adult High School****Apprenticeship**

A/C Refrigeration Mechanic
Auto Body Repairer
Automobile Mechanic
Boiler Operator
Carpenter
Cement Mason
Chief of Party
Child Care Development Specialist
Computer Operator
Computer Programmer
Construction Equipment Mechanic
Cook
Construction Craft Laborer
Crime Scene Technician
Diesel Mechanic
Drafter, Civil
Drafter, Structural
Electrical Technician
Electrician
Electrician Meter Repairer
Electrician, Ship
Electrician, Substation
Electronic Technician
Financial Management
Geospatial Specialist
Graphic Designer
Heating & A/C Installer Servicer
Heavy Mobile Equipment Mechanic
Information Management
Inspector Building
Instrument Technician
Insulation Worker
IT Generalist
Line Installer Repairer
Lineman
Machinist
Maintenance Building Repairer
Maintenance Mechanic
Marine Machinery Mechanic
Office Manager/Administrative Services
Operating Engineer (Heavy Equipment Operator)
Painter
Pipefitter
Plumber
Power Plant Operator
Public Relations Representative
Pump Servicer
Relay Technician Rigger
Sheet Metal Worker
Ship Fitter
Shipwright
Surveyor Assistant, Instrument
Telecommunication Technician
Treatment Plant Mechanic
Truck Driver, Heavy
Water Treatment Plant Operator
Wastewater Treatment Plant Operator
Welder

General Information: Other Campus Information**TUITION AND FEES¹**

	Resident	Non-resident	Foreign
Tuition/Credit Hour	\$130.00	\$155.00	\$180.00
Registration Fee	\$22.00	\$22.00	\$22.00
Student I.D. Card	\$7.00	\$7.00	\$7.00
Library Fee	\$15.00	\$15.00	\$15.00
Student Activity Fee	\$15.00	\$15.00	\$15.00
Health Fee	\$15.00	\$15.00	\$15.00
Student Parking Fee	\$15.00	\$15.00	\$15.00
Technology Fee	\$73.00	\$73.00	\$73.00

FEDERAL STUDENT AID

PELL Grant
Federal Work Study Program
Supplemental Education Opportunity Grant

VETERANS EDUCATIONAL BENEFITS**SCHOLARSHIPS**

American Association of University Women
Educational Foundation
Association of Government Accountants Guam
Chapter
Bill Muna Foundation
Businesswoman of the Year-First Hawaiian
Bank & Guam Business Magazine
Coca Cola Scholars Foundation
DEX Marketing Scholarship
Federated States of Micronesia
Federation of Pangasinanses on Guam
GCC Foundation Scholarship Fund
Jeff Hill Memorial Scholarship
John K. Lee, Jr. Memorial Scholarship
JTB Global Foundation of Micronesia (Tourism
Japanese Language)
Laguna Association of Guam
SKAL Club of Guam Hospitality Industry
Soroptimist International of the Marianas
Women's Opportunity Award
Take Care/GCC Allied Health Scholarship
Western Visayas College

FEDERAL TRIO PROGRAMS

Project Aim

COLLEGE ACCESS CHALLENGE GRANT PROGRAM**STUDENT SERVICES**

Career Guidance & Counseling Services
Pre-Enrollment Counseling
English & Mathematics Placement Test
Advisement
Career Information & Guidance
Student Rights Advocacy
Personal/Social Counseling Services
Tutorial Services

HEALTH SERVICES**OTHER SERVICES**

Student Parking
Food Service
Bookstore
Student I.D. Cards

CENTER FOR STUDENT**INVOLVEMENT**

Leadership Development
Student Governance
Student Organizations

EDUCATIONAL RESOURCES

Learning Resources Center/Library Services
Educational Services (Accommodative Services
for Students with Disabilities)

CENTER FOR CIVIC ENGAGEMENT**STATE AGENCY FOR CAREER & TECHNICAL AND ADULT EDUCATION PROGRAMS ON GUAM**

¹ Tuition & Fees above reflect increases, as outlined in Board of Trustees Resolution 5-2006, adopted on March 9, 2006, and re-adopted on March 10, 2011. Contact the Registrar's Office for further information.

AY 2011-2012 Fact Book**General Information: On-Campus Technology & Facilities; Terms & Acronyms****On-Campus Technology & Facilities****Technology Center**

One Cisco Networking Systems Lab
 One CAT-5/Fiber Optics Lab
 One Electronics Networking Systems Lab
 One PC Repair Lab
 Two Industry Certification Labs
 Three Graphics/Web/Video Labs
 One Video/Photography Studio
 One Prometric/Pan Testing Lab (16 computers)
 Three Lecture Hall/Presentation Rooms

A Building

Three Classroom Computer Labs
 One Classroom Computer Mini-Lab

C Building

Two Portable Classroom Computer Labs
 One Classroom Computer Lab
 Two Classroom Computer Mini-Labs

D Building

Six Classroom Computer Labs
 Two Open Computer Labs

Learning Resource Center

One Open Computer Lab
 EBSCO Database – 7,000+ periodicals
 SirsiDynix Online Scholars' Portal (iLibrary)
 Photocopy & Printing (24/7 on-line library catalog)

Student Center**Multipurpose Auditorium**

Anthony A. Leon Guerrero Allied Health Center (Building 3000)

Two Lecture Halls
 One Computer Lab
 Two Science Labs
 Two Nursing Labs
 One Administration Lab
 One Clinical Lab
 One Medical Classroom
 Two Communication Rooms
 One Conference Room

Other Facilities

Cosmetology Lab (Building 100)
 Culinary Arts Kitchen Lab (Building 400)
 Trades & Industry Park (Building 500, 600 & 900)

Terms & Acronyms

AA Associate of Arts

ABE Adult Basic Education

Adjunct Part-time faculty

AHS Adult High School

AS Associate of Science

ASE Adult Secondary Education (Adult High School)

AY Academic Year (Fall and Spring semesters)

CERT Certificate

COMPASS A computer-adaptive college placement program that uses test results to quickly evaluate incoming students' skill levels in the areas of Reading, Writing Skills, Writing Essay, and Math.

Completer A student who receives a degree, diploma, certificate, or other formal award. In order to be considered a completer, the degree/award must actually be conferred.

Declared A student pursuing a specific post-secondary certificate or degree.

Enrichment Student A student who does not intend to declare a major or pursue a degree program, but who plans to complete more than 18 credit hours of postsecondary work.

FY Fiscal Year (October 1–September 30)

GED General Education Development (GED) Testing Program

Headcount The count of students enrolled in a given period of time (e.g. semester, annual, etc.). This can be either duplicated or unduplicated counts.

HS High School

Journeyworker Certificate Programs approved and registered with the Bureau of Apprenticeship & Training, United States Department of Labor.

Not Reported Information was not indicated on the Student Information Form.

ODS The Operational Data Store is the College's institution-wide information reporting system within the Banner system.

Other Programs For purposes of this publication, other programs include undeclared students, enrichment students and students seeking a Journeyworker Certificate, an Adult High School diploma, or industry certification.

TPS School of Trades and Professional Services

TSS School of Technology and Student Services

Undeclared A student taking courses who has not formally identified a particular degree, certificate or diploma program.

Unduplicated Enrollment Refers to students enrolled for credit with each student counted only once during the reporting period (e.g. semester, etc.), regardless of when the student enrolled.

General Information: Governance

Board of Trustees

Gina Y. Ramos
Chairperson



Edward G. Untalan
Member



Maria Dilanco Garcia
Vice Chairperson



Aaron M. Unpingco
Student Member



Frank P. Arriola
Secretary



Karen M. S. Sablan, Ed.D.
Faculty Advisory Member



Deborah C. Belanger
Treasurer



Kenneth C. Bautista
Support Staff Advisory Member



Richard P. Sablan
Member



Mary A.Y. Okada, Ed.D.
CEO and President



General Information: Governance

Foundation Board of Governors

Lorraine S. Okada
Chairperson



Gina Y. Ramos
Ex-officio Member



Gerard A. Cruz
Vice Chairperson



Eduardo R. Ila
Member



James A. Martinez
Secretary



Joseph B. Leon Guerrero
Member



Josephine L. Mariano
Treasurer



Anmarie T. Muna
Member



Leonard P. Calvo
Member



Eloy S. Lizama
Member



Mary A.Y. Okada, Ed.D.
CEO and President



General Information: Governance**Officers of the College**

Mary A. Y. Okada, Ed.D., President

R. Ray D. Somera, Ph.D., Vice President, Academic Affairs

Carmen Kwek Santos, C.P.A., Vice President, Finance and Administration

Reilly A. Ridgell, Dean, School of Trades and Professional Services

Virginia C. Tudela, Ph.D., Dean, School of Technology and Student Services

Michael L. Chan, Ed.D., Associate Dean, School of Technology and Student Services

Joanne A. Ige, Associate Dean, School of Technology and Student Services

Barry L. Mead, CFBE, CHE, Adjunct Associate Dean, School of Trades and Professional Services

Faculty Senate

Marsha M. Postrozny, Ed.D., President

Clare A. Camacho, Ph.D., President-Elect

Sarah S. Leon Guerrero, Faculty Senator

Imelda D.S. Clymer, Faculty Senator

Anthony C. San Nicolas, Past President

Past Presidents

Herominiano delos Santos, Ed.D.

June 2000—June 2007 (President)

John T. Cruz (President Emeritus)

November 1988—June 2000 (President)

John T. Cruz

June 1988—October 1988 (Acting President)

Jose L. Ramos

January 1988—May 1988 (President)

Frank A. Rivera

October 1987—December 1987 (Interim President)

Peter R. Nelson

December 1983—September 1987 (President)

Stanley B. Malkin, Ph.D.

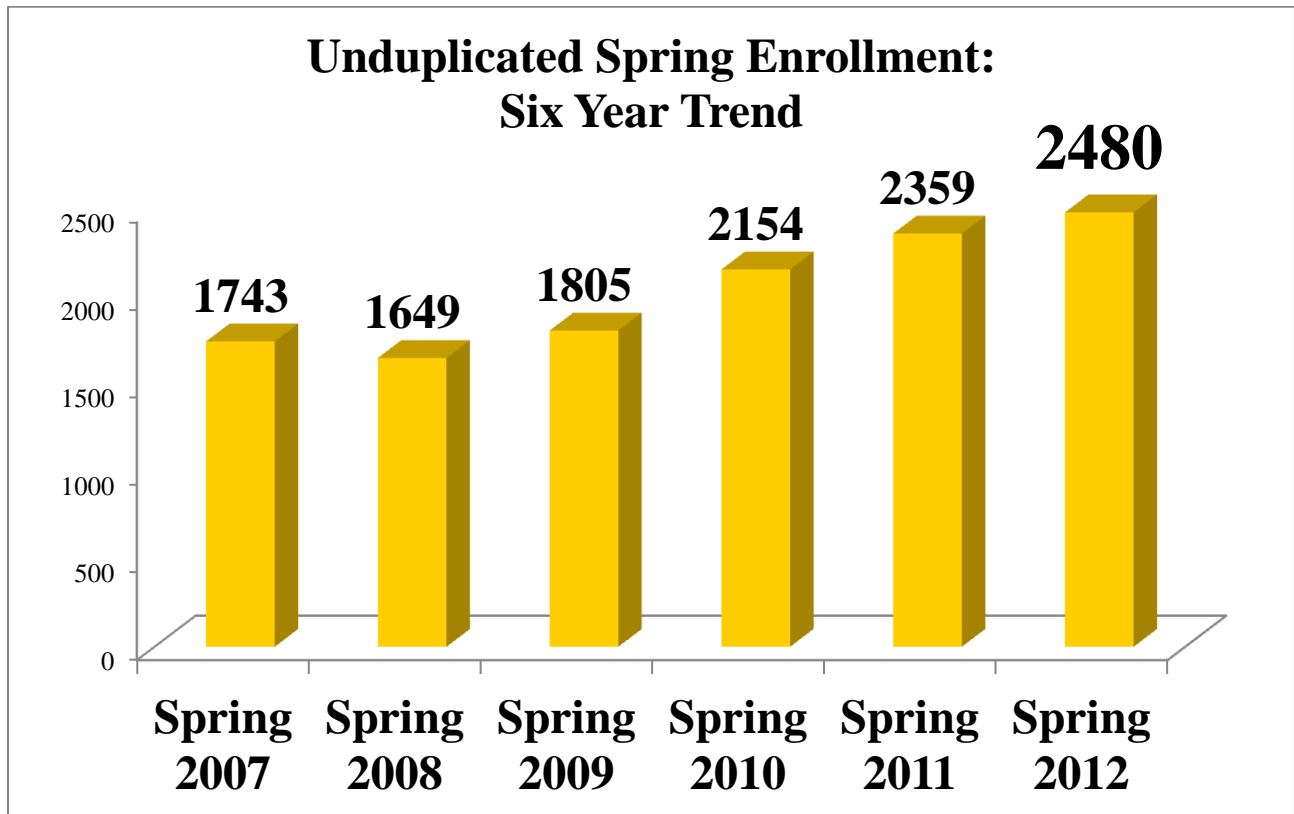
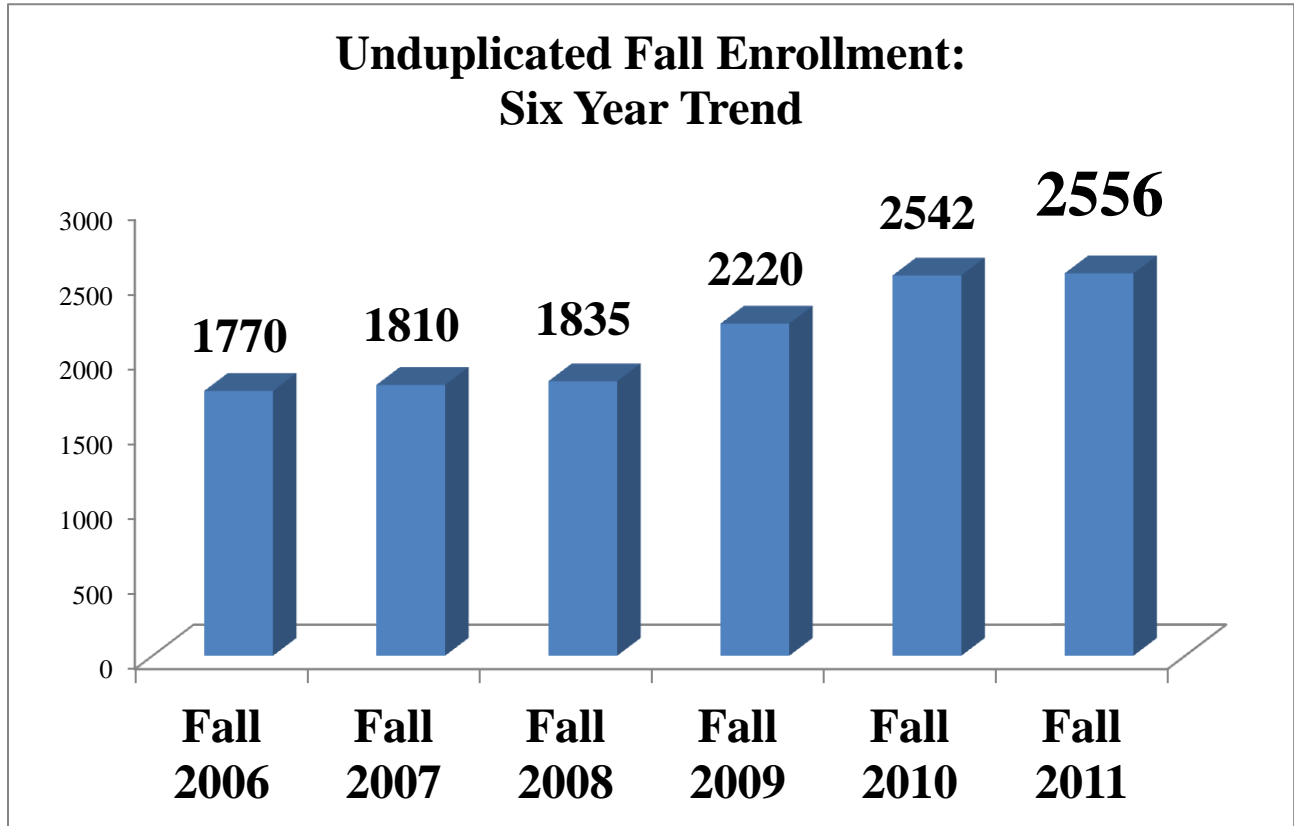
February 1983—December 1983 (President)

John C. Salas, Ph.D.

January 1978—January 1983 (Provost)

AY 2011-2012 Fact Book

Postsecondary: Enrollment



SOURCE: Operational Data Store (ODS), Banner System and GCC Fact Book-Volumes 1, 2, 3, 4, & 5.

Postsecondary: Enrollment By Age, Gender, and Enrollment Status
Unduplicated Enrollment By Age Group: Six-Year Trend

AGE	Fall 2006	%	Fall 2007	%	Fall 2008	%	Fall 2009	%	Fall 2010	%	Fall 2011	%
20 and younger	451	25%	547	30%	573	31%	708	32%	850	34%	1122	44%
21-25	575	32%	613	34%	571	31%	680	31%	786	31%	736	29%
26-31	290	16%	252	14%	265	15%	291	13%	359	14%	300	12%
32-41	270	15%	240	13%	240	13%	299	13%	304	12%	231	9%
42-54	137	8%	123	7%	147	8%	200	9%	189	7%	128	5%
55 and older	47	3%	35	2%	39	2%	36	2%	53	2%	39	1%
Not Reported	0	0%	0	0%	0	0%	6	0%	1	0%	0	0%
GRAND TOTAL	1770	100%	1810	100%	1835	100%	2220	100%	2542	100%	2556	100%

Unduplicated Enrollment By Gender: Six-Year Trend

GENDER	Fall 2006	%	Fall 2007	%	Fall 2008	%	Fall 2009	%	Fall 2010	%	Fall 2011	%
Female	1065	60%	1062	59%	1071	58%	1191	54%	1428	56%	1400	55%
Male	705	40%	748	41%	764	42%	1029	46%	1114	44%	1156	45%
GRAND TOTAL	1770	100%	1810	100%	1835	100%	2220	100%	2542	100%	2556	100%

Unduplicated Enrollment By Enrollment Status: Six-Year Trend

ENROLLMENT STATUS	Fall 2006	%	Fall 2007	%	Fall 2008	%	Fall 2009	%	Fall 2010	%	Fall 2011	%
Full-time	670	38%	695	38%	657	36%	832	37%	865	34%	858	34%
Part-time	1100	62%	1115	62%	1178	64%	1388	63%	1677	66%	1698	66%
GRAND TOTAL	1770	100%	1810	100%	1835	100%	2220	100%	2542	100%	2556	100%

SOURCE: Operational Data Store (ODS), Banner System and GCC Fact Book-Volumes 1, 2, 3, 4, & 5.

AY 2011-2012 Fact Book

Postsecondary: Unduplicated Enrollment By Program

Associate of Arts Degree Program	Fall 2006	Fall 2007	Fall 2008	Fall 2009	Fall 2010	Fall 2011
AA in Culinary Arts	16	36	57	77	92	97
AA in Education	47	87	92	116	127	143
AA in Liberal Arts	42	76	107	137	148	182
Associate of Arts Grand Total	105	199	256	330	367	422

Associate of Science Degree Program	Fall 2006	Fall 2007	Fall 2008	Fall 2009	Fall 2010	Fall 2011
AS in Accounting	54	79	66	86	99	114
AS in Automotive Service Technology	11	21	31	56	72	86
AS in Automotive Tech²	26	16	11	3	1	-
AS in Computer Networking	8	15	21	33	40	54
AS in Computer Science	78	71	80	92	96	110
AS in Criminal Justice	55	68	86	143	169	237
AS in Early Childhood Education	57	79	99	112	119	127
AS in Electronics Networking³	4	4	1	-	-	-
AS in Emergency Management⁴	-	0	0	2	5	9
AS in Food & Beverage Management⁵	-	-	-	-	14	13
AS in Hospitality Industry Management⁶	51	53	59	60	-	-
AS in Hotel Operations & Management⁷	-	-	-	-	14	16
AS in Marketing	22	25	24	25	28	32
AS in Medical Assisting	94	113	113	102	97	101
AS in Office Technology	23	31	23	30	33	29
AS in Pre-Architectural Drafting⁸	-	-	-	-	7	15
AS in Sign Language Interpreting⁹	1	0	-	-	-	-
AS in Supervision & Management	27	43	43	59	76	84
AS in Surveying Technology¹⁰	-	-	-	-	3	4
AS in Tourism & Travel Management¹¹	-	-	-	-	58	62
AS in Visual Communications	19	26	43	48	48	61
Associate of Science Grand Total	530	644	700	851	979	1154

SOURCE: Operational Data Store (ODS), Banner System and GCC Fact Book-Volumes 1, 2, 3, 4, & 5.

² Program replaced with AS in Automotive Service Technology in Fall of 2006.

³ Program was changed to AS in Computer Networking in Summer of 2005. One student remained continuously enrolled and received an AS in Electronics Networking.

⁴ Program was adopted in April of 2007 and began in Fall of 2007.

⁵ From Fall 2003 through Spring 2010, the Food & Beverage Management emphasis was under the AS in Hospitality Industry Management program.

⁶ Program changed to AS in Hotel Operations, AS in Food & Beverage Management, and AS in Tourism & Travel Management in Fall of 2010.

⁷ From Fall 2003 through Spring 2010, the Hotel Operations & Management emphasis was under the AS in Hospitality Industry Management program.

⁸ Program was reinstated in April of 2010 as AS in Pre-Architectural Drafting. Previous program title was Architectural Engineering Technology in the 2002-2003 catalog.

⁹ Program archived in September of 2008. One student remained continuously enrolled and received an AS in Early Childhood Education.

¹⁰ Program adopted in April of 2009.

¹¹ From Fall 2003 through Spring 2010, the Tourism & Travel Management emphasis was under the AS in Hospitality Industry Management program.

Postsecondary: Unduplicated Enrollment By Program

Certificate Program	Fall 2006	Fall 2007	Fall 2008	Fall 2009	Fall 2010	Fall 2011
CERT in Accounting¹²	9	4	2	2	1	-
CERT in Automotive Service Technology	2	11	11	15	20	24
CERT in Automotive Tech¹³	21	13	5	2	1	1
CERT in Computer Aided Design & Drafting¹⁴	-	-	-	-	2	2
CERT in Computer Science	11	6	5	9	4	8
CERT in Construction Technology	0	1	0	5	18	25
CERT in Cosmetology	20	19	17	33	40	35
CERT in Criminal Justice	3	21	46	15	17	24
CERT in Early Childhood Education	5	4	4	9	21	9
CERT in Education	4	5	8	3	5	2
CERT in Emergency Management¹⁵	-	0	0	0	2	1
CERT in Fire Science	1	0	0	1	27	4
CERT in Medical Assisting	17	21	24	34	30	21
CERT in Medium/Heavy Truck Diesel Technology¹⁶	-	-	-	0	0	0
CERT in Office Technology	5	4	4	3	2	0
CERT in Practical Nursing	27	24	36	42	37	23
CERT in Pre-Nursing	0	0	1	84	148	183
CERT in Sign Language Interpreting¹⁷	0	1	3	1	1	-
CERT in Supervision & Management	1	3	7	7	2	2
CERT in Surveying Technology¹⁸	-	-	-	0	0	1
CERT in Systems Technology¹⁹	2	10	6	3	-	-
Certificate Grand Total	128	147	179	268	378	365

Other Programs	Fall 2006	Fall 2007	Fall 2008	Fall 2009	Fall 2010	Fall 2011
Criminal Justice Certificate	7	6	3	3	0	0
Industry Certification	0	0	0	0	1	0
Adult High School Diploma (AHS)	123	53	78	91	76	83
General Educational Development (GED)	20	2	0	5	1	0
Enrichment	0	0	1	5	2	1
Journeyworker Certificate	65	91	111	194	184	155
Undeclared	792	668	507	473	554	375
Other Programs Grand Total	1007	820	700	771	818	614

*Includes duplicated student enrollment across the five-year timeframe.

SOURCE: Operational Data Store (ODS), Banner System and GCC Fact Book-Volumes 1, 2, 3, 4, & 5.

¹² Program archived in May of 2006; however, one student remains continuously enrolled.

¹³ Program replaced with CERT in Automotive Service Technology in Fall of 2006; however one student remains continuously enrolled.

¹⁴ Program reinstated in May of 2010 and last appeared in the 1999-2000 catalog.

¹⁵ Program adopted in April of 2007 and began in Fall of 2007.

¹⁶ Program adopted in July of 2009.

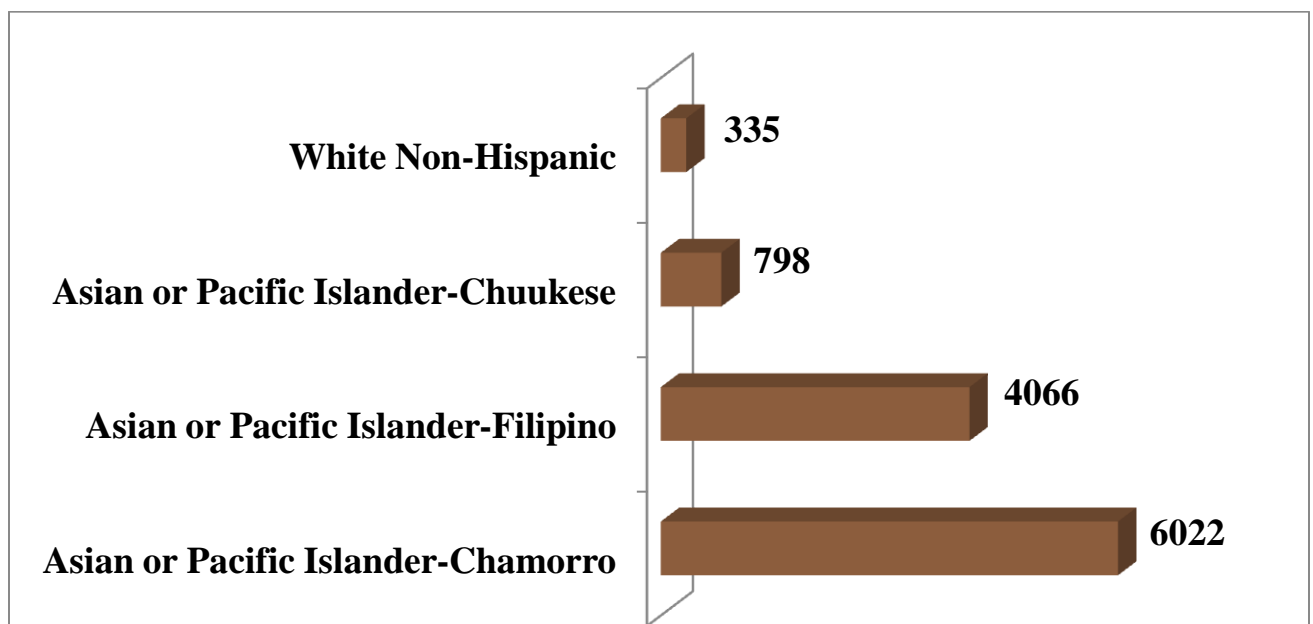
¹⁷ Program archived in September of 2008; however, one student remains continuously enrolled.

¹⁸ Program reinstated in April of 2009 and previous program title was a Certificate in Basic Surveying.

¹⁹ Program archived in April of 2009.

AY 2011-2012 Fact Book**Population By Ethnicity: Six-Year Trend**

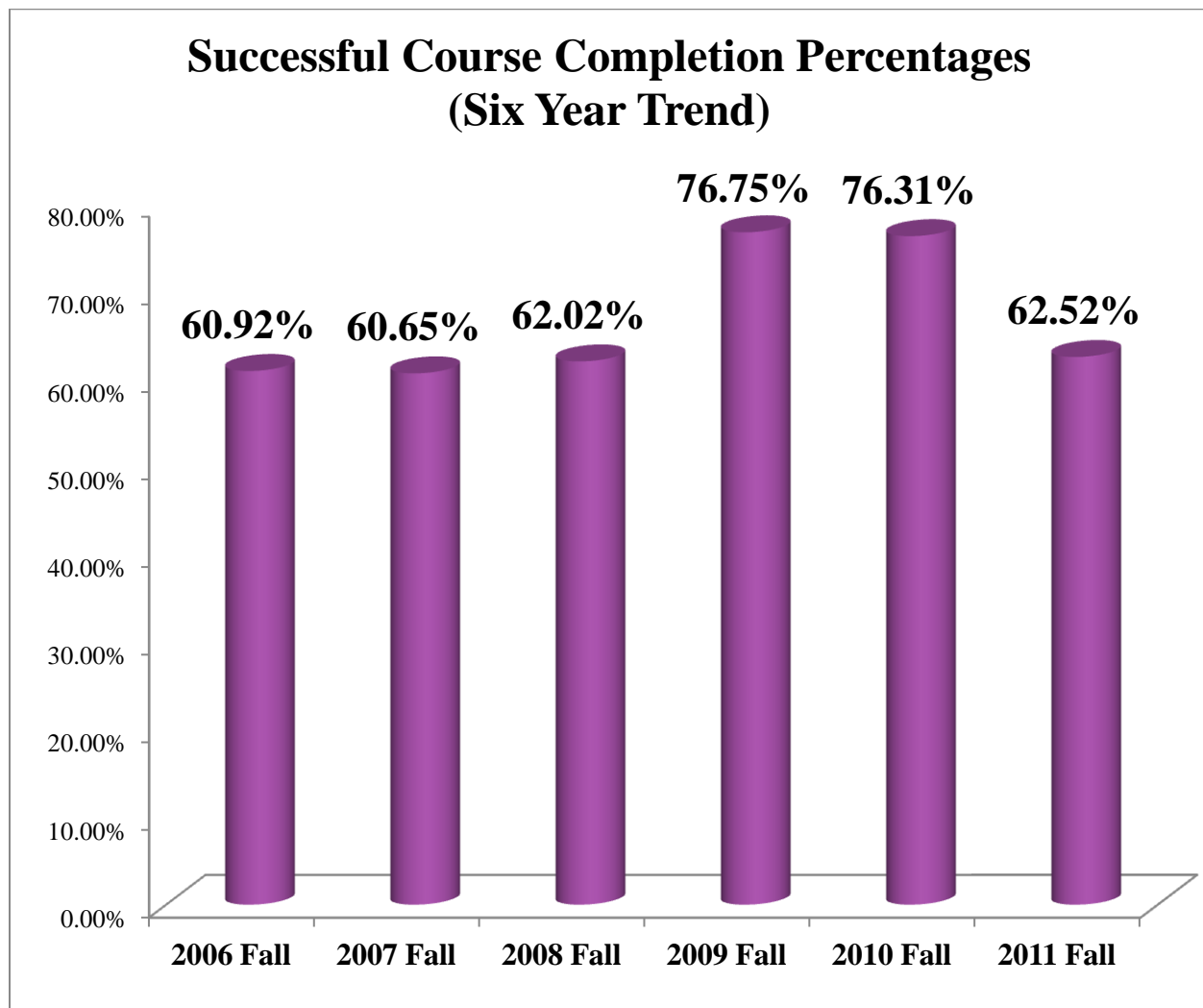
ETHNICITY	Fall 2006	Fall 2007	Fall 2008	Fall 2009	Fall 2010	Fall 2011
Am. Indian or Alaskan Native	0	1	3	2	2	4
Asian or Pacific Islander-Asian Indian	10	5	4	5	3	1
Asian or Pacific Islander (API)	7	10	12	12	7	6
API -Chamorro	784	802	904	1127	1204	1201
API -Chinese	18	14	12	18	25	20
API -Chuukese	138	139	100	121	144	156
API -Filipino	546	565	578	665	840	872
API -Japanese	23	25	24	31	34	23
API -Korean	35	26	20	15	18	25
API -Kosraean	8	3	2	5	6	9
API -Marshallese	4	1	1	3	4	5
API -Micronesian	0	1	0	0	0	0
API -Palauan	23	40	31	43	53	42
API -Pohnpeian	17	14	7	17	23	32
API -Vietnamese	3	1	5	2	3	7
API -Yapese	28	34	22	32	27	34
Black Non-Hispanic	16	19	12	12	19	18
Hispanic	17	14	15	16	14	14
White Non-Hispanic	66	60	43	50	64	52
Not Reported	27	36	40	44	52	35
Grand Total	1770	1810	1835	2220	2542	2556



SOURCE: Operational Data Store (ODS), Banner System and GCC Fact Book-Volumes 1, 2, 3, 4, & 5.

Course Completion Rates: Six-Year Trend**Successful Course Completion: Six-Year Trend**

OUTCOMES	2006 Fall	2007 Fall	2008 Fall	2009 Fall	2010 Fall	2011 Fall
Earned Credit for the course	3209	2840	2958	4347	5111	4538
No Credit, but successfully completed course	9	349	342	476	440	598
TOTAL Successful Outcomes	3218	3189	3300	4823	5551	5136
Total Registrations	5282	5258	5321	6284	7274	8215



SOURCE: Admissions & Registration Office, Academic Vice President's Office, Operational Data Store (ODS), Banner System and GCC Fact Book-Volumes 1, 2, 3, 4, & 5.

AY 2011-2012 Fact Book**Completers: Degree (Conferral) Seven-Year Trend**

Associate of Arts Degree	AY 2006	AY 2007	AY 2008	AY 2009	AY 2010	AY 2011	AY 2012	Grand Total
AA in Culinary Arts	1	1	0	2	9	6	9	28
AA in Education	3	0	6	7	20	16	14	66
AA in Liberal Arts	3	6	4	1	5	5	8	32
Associate of Arts Grand Total	7	7	10	10	34	27	31	126

Associate of Science Degree	AY 2006	AY 2007	AY 2008	AY 2009	AY 2010	AY 2011	AY 2012	Grand Total
AS in Accounting	7	4	11	7	9	8	5	51
AS in Automotive Service Technology	0	0	0	0	3	3	4	10
AS in Automotive Tech²⁰	3	1	1	1	2	0	-	8
AS in Computer Networking	0	0	1	3	1	3	7	15
AS in Computer Science	11	8	6	6	8	8	6	53
AS in Criminal Justice	4	5	14	14	11	21	12	81
AS in Early Childhood Education	12	9	6	10	17	20	13	87
AS in Electronics Networking²¹	0	0	1	-	-	-	-	1
AS in Emergency Management²²	-	-	0	0	1	0	0	1
AS in Food & Beverage Management²³	-	-	-	-	-	0	6	6
AS in Hospitality Industry Management²⁴	2	1	5	2	3	4	-	17
AS in Hotel Operations & Management²⁵	-	-	-	-	0	0	1	1
AS in Marketing	4	3	0	2	2	2	1	14
AS in Medical Assisting	15	9	11	5	12	13	9	74
AS in Office Technology	4	0	1	3	3	3	1	15
AS in Pre-Architectural Drafting²⁶	-	-	-	-	0	0	0	0
AS in Sign Language Interpreting²⁷	1	0	0	-	-	-	-	1
AS in Supervision & Management	6	6	11	0	5	8	4	40
AS in Surveying Technology²⁸	-	-	-	0	0	0	0	0
AS in Tourism & Travel Management²⁹	-	-	-	-	3	0	2	5
AS in Visual Communications	0	7	0	2	3	6	6	24
Associate of Science Grand Total	69	53	68	55	83	99	77	504

SOURCE: Operational Data Store (ODS), Banner System and GCC Fact Book-Volumes 1, 2, 3, 4, & 5.

²⁰ Program replaced with AS in Automotive Service Technology in Fall of 2006.²¹ Program was changed to AS in Computer Networking in Summer of 2005. One student remained continuously enrolled and received an AS in Electronics Networking.²² Program was adopted in April of 2007 and began in Fall of 2007.²³ From Fall 2003 through Spring 2010, the Food & Beverage Management emphasis was under the AS in Hospitality Industry Management program.²⁴ Program changed to AS in Hotel Operations, AS in Food & Beverage Management, and AS in Tourism & Travel Management in Fall of 2010.²⁵ From Fall 2003 through Spring 2010, the Hotel Operations & Management emphasis was under the AS in Hospitality Industry Management program.²⁶ Program was reinstated in April of 2010 as AS in Pre-Architectural Drafting. Previous program title was Architectural Engineering Technology in the 2002-2003 catalog.²⁷ Program archived in September of 2008. One student remained continuously enrolled and received an AS in Early Childhood Education.²⁸ Program adopted in April of 2009.²⁹ From Fall 2003 through Spring 2010, the Tourism & Travel Management emphasis was under the AS in Hospitality Industry Management program.

Completers: Certificate and Other Programs (Conferral) Seven-Year Trend

Certificate	AY 2006	AY 2007	AY 2008	AY 2009	AY 2010	AY 2011	AY 2012	Grand Total
CERT in Accounting³⁰	0	0	6	0	1	0	-	7
CERT in Automotive Service Technology	-	0	0	0	1	1	1	3
CERT in Automotive Tech³¹	3	2	1	0	0	0	0	6
CERT in Computer Aided Design & Drafting³²	-	-	-	-	0	0	0	0
CERT in Computer Science	3	3	2	1	0	1	0	10
CERT in Construction Technology	0	1	0	0	0	0	0	1
CERT in Cosmetology	1	0	0	1	0	0	0	2
CERT in Criminal Justice	21	2	11	35	11	7	9	96
CERT in Early Childhood Education	4	3	2	3	3	27	1	43
CERT in Education	0	0	2	8	2	1	1	14
CERT in Emergency Management³³	-	-	0	0	0	0	0	0
CERT in Fire Science	0	0	0	0	0	26	0	26
CERT in Medical Assisting	16	10	14	6	9	13	8	76
CERT in Medium/Heavy Truck Diesel Technology³⁴	-	-	-	0	0	0	0	0
CERT in Office Technology	3	0	0	0	0	1	0	4
CERT in Practical Nursing	14	0	14	19	32	34	20	133
CERT in Pre-Nursing	0	0	0	0	0	0	3	3
CERT in Sign Language Interpreting³⁵	0	0	0	0	0	1	-	1
CERT in Supervision & Management	0	0	1	0	0	0	0	1
CERT in Surveying Technology³⁶	-	-	-	0	0	0	0	0
CERT in Systems Technology³⁷	0	0	0	0	-	-	0	0
Certificate Grand Total	65	21	53	73	59	112	43	426

Other Programs	AY 2006	AY 2007	AY 2008	AY 2009	AY 2010	AY 2011	AY 2012	Grand Total
Criminal Justice Certificate	17	1	2	30	0	0	0	50
Industry Certification	0	0	0	0	0	0	0	0
Adult High School Diploma (AHS)	31	17	12	14	22	13	20	129
General Educational Development (GED)	124	171	138	190	111	109	127	970
External Diploma Program (EDP)³⁸	0	0	0	0	2	1	-	3
Journeyworker Certificate	16	0	1	40	35	21	51	164
Other Programs Grand Total	188	189	153	274	170	144	198	1316

	AY 2006	AY 2007	AY 2008	AY 2009	AY 2010	AY 2011	AY 2012	Grand Total
COMPLETIONS TOTAL	329	270	284	412	346	382	349	2372

SOURCE: Operational Data Store (ODS), Banner System and GCC Fact Book-Volumes 1, 2, 3, 4, & 5.

³⁰ Program archived in May of 2006; however, one student remains continuously enrolled.

³¹ Program replaced with CERT in Automotive Service Technology in Fall of 2006; however, one student remains continuously enrolled.

³² Program reinstated in May of 2010 and last appeared in the 1999-2000 catalog.

³³ Program adopted in April of 2007 and began in Fall of 2007.

³⁴ Program adopted in July of 2009.

³⁵ Program archived in September of 2008; however, one student remains continuously enrolled.

³⁶ Program reinstated in April of 2009 and previous program title was a Certificate in Basic Surveying.

³⁷ Program archived in April of 2009.

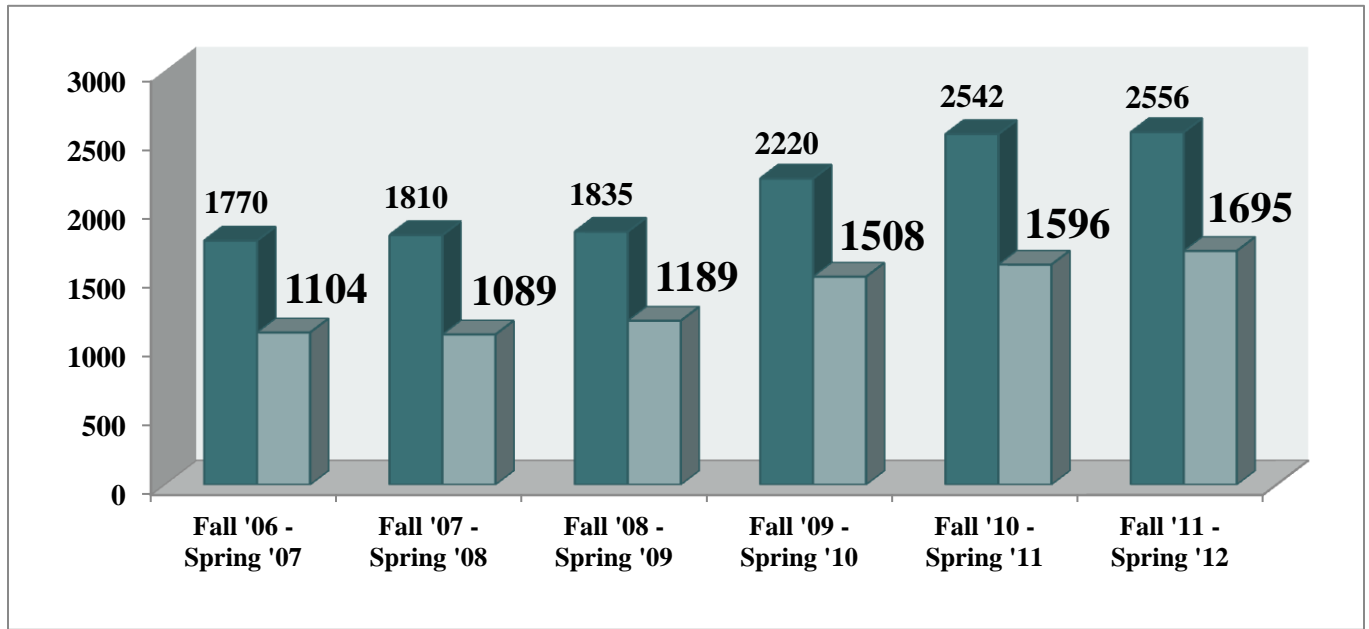
³⁸ Program discontinued in Fall of 2009; there have been no new registrations.

AY 2011-2012 Fact Book

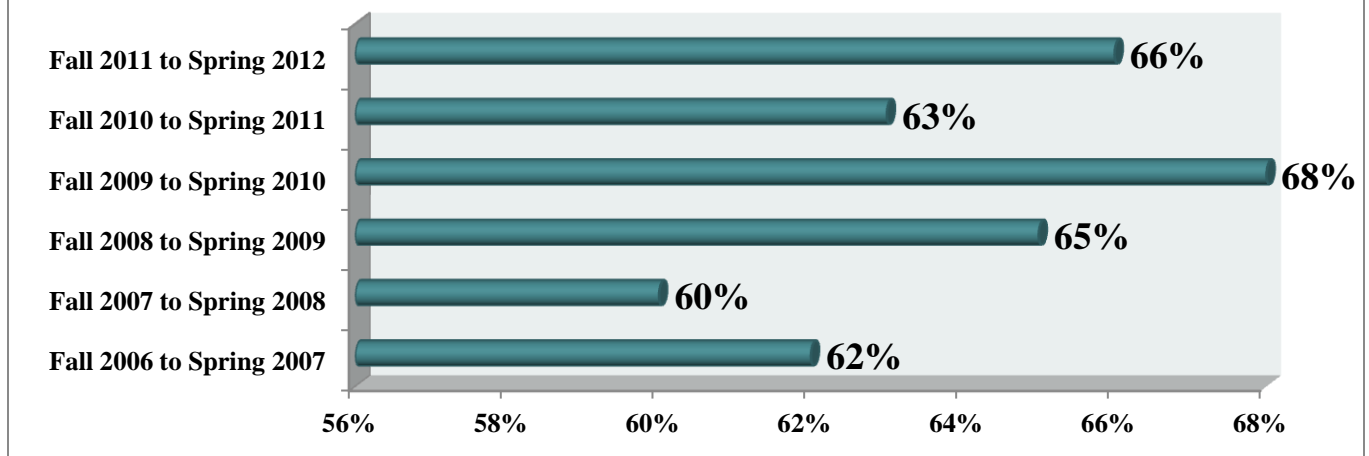
Persistence Rates: Fall to Spring

Fall to Spring (Six-Year Trend)

	Spring 2007	%	Spring 2008	%	Spring 2009	%	Spring 2010	%	Spring 2011	%	Spring 2012	%
Persistence Total	1104	62%	1089	60%	1189	65%	1508	68%	1596	63%	1695	66%
Fall Enrollment (Preceding)	1770		1810		1835		2220		2542		2556	



Percentage Summary: Fall to Spring (Six-Year Trend)



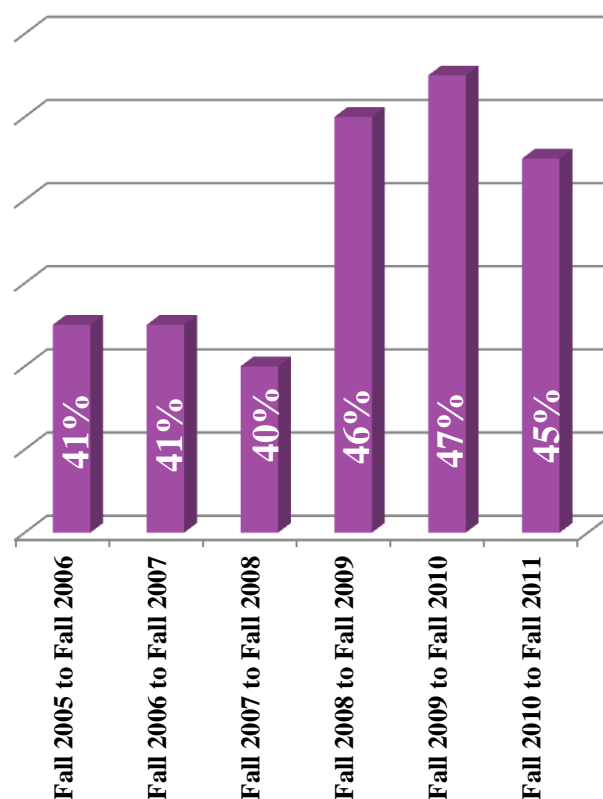
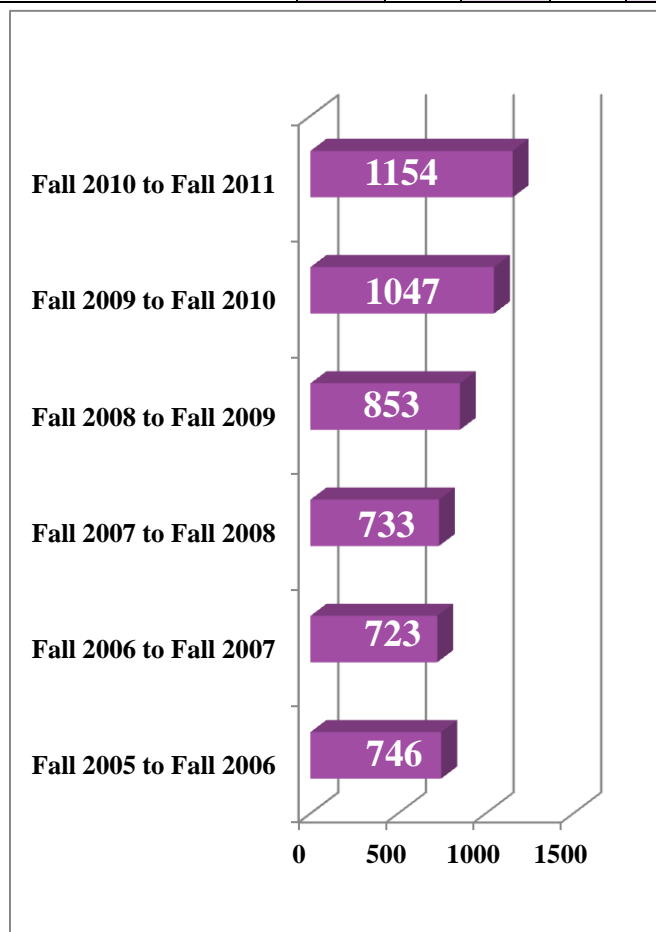
Persistence rate is the percentage of GCC students who were enrolled in the Fall semester and continued to be enrolled in the next Spring semester (Fall to Spring).

SOURCE: Operational Data Store (ODS), Banner System and GCC Fact Book-Volumes 1, 2, 3, 4, & 5.

Retention Rate: Fall to Fall

Fall to Fall (Six-Year Trend)

DEGREE PROGRAM	FALL 2006	%	FALL 2007	%	FALL 2008	%	FALL 2009	%	FALL 2010	%	FALL 2011	%
ASSOCIATE OF ARTS	22	1%	49	3%	101	6%	154	8%	174	8%	196	8%
ASSOCIATE OF SCIENCE	199	11%	223	13%	294	16%	364	20%	460	21%	527	21%
CERTIFICATE	45	2%	48	3%	55	3%	65	4%	129	6%	160	6%
DIPLOMA	109	6%	62	4%	13	1%	29	4%	28	1%	24	1%
JOURNEYWORKER CERTIFICATE	19	1%	29	2%	44	2%	73	4%	111	5%	107	4%
UNDECLARED	352	20%	312	18%	226	12%	168	9%	145	7%	140	6%
GRAND TOTAL	746	41%	723	41%	733	40%	853	46%	1047	47%	1154	45%
PREVIOUS FALL SEMESTER ENROLLMENT	1801		1770		1810		1835		2220		2542	



Retention rate is the percentage of GCC students who were enrolled in a given Fall semester and were also enrolled in the next Fall semester (Fall to Fall).

SOURCE: Operational Data Store (ODS), Banner System and GCC Fact Book-Volumes 1, 2, 3, 4, & 5.

AY 2011-2012 Fact Book**Student Learning Outcomes (SLOs)**

Student Learning Outcomes describe the central goals that students will have attained by the end of a course or program. In essence, SLOs encapsulate the knowledge, skills, and attitudes that students are expected to learn from their respective programs. They answer the questions “What do students know?” (cognitive domain), “What do they think and value?” (affective domain), and “What can they do?” (behavioral domain). SLOs require students to synthesize many discrete skills or areas of content, and to produce artifacts such as term papers, projects, portfolios, demonstrations, exams or other student work.

Percent of courses with
SLOs being assessed
within programs

65.92%

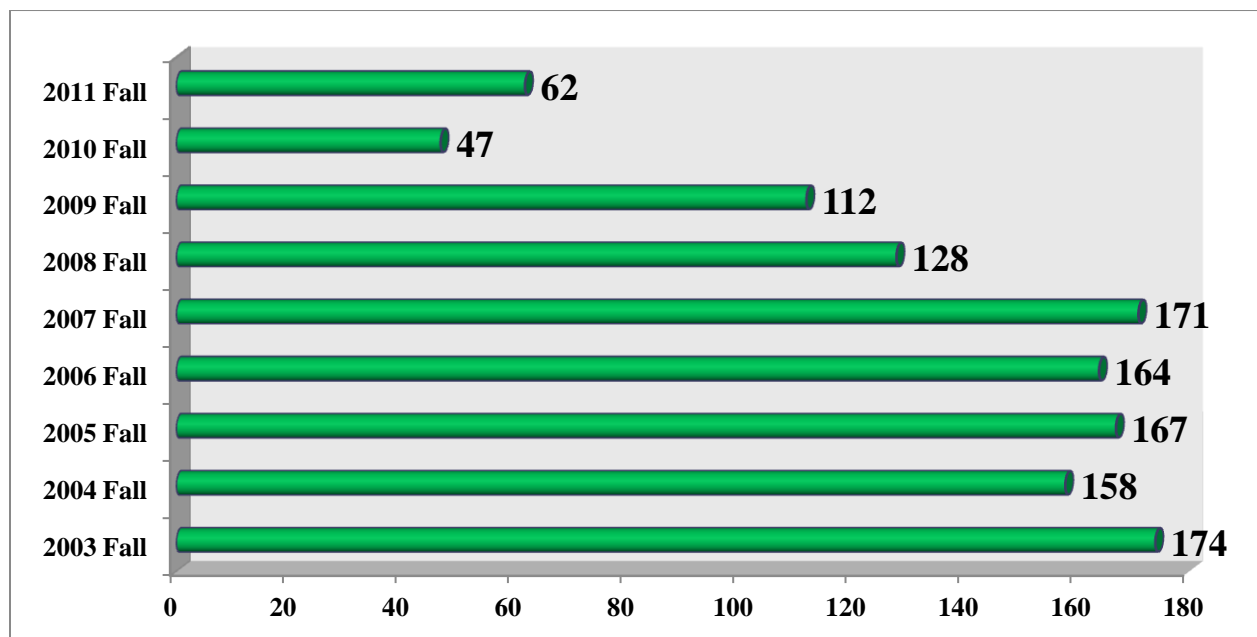
Term	Courses with SLOs	Total Number of Courses in Catalog	Percentage of Completion
Spring 2012 Catalog	400	402	99.50
Spring 2011 Catalog	384	396	96.97
Fall 2010 Catalog	384	396	96.97
Spring 2010 Catalog	250	412	60.68
Fall 2009 Catalog	181	350	51.71
Spring 2009 Catalog	70	375	18.67
Fall 2008 Catalog	68	375	18.13
Spring 2007 Catalog	0	399	0.00
Fall 2006 Catalog	0	399	0.00

As Requirement For Program	SLO Count	Total	Percent
Associate Degree Programs	Number of courses with SLOs being assessed	174	82.07
	Number of courses within the programs	212	
Certificate Programs	Number of courses with SLOs being assessed	35	56.45
	Number of courses within the programs	62	
Not a technical required course for a degree or certificate	Number of courses with SLOs being assessed	56	43.75
	Number of courses within the programs	128	
Total number of courses with SLOs being assessed within programs	Number of courses with SLOs being assessed	265	65.92
Total count of courses within programs	Number of courses within programs	402	

The denominator in calculating the total number of courses with SLOs being assessed within programs is the total number of all courses within programs and excludes all archived courses as of this writing. In previously reported SLO data, the denominator included all courses listed in the College catalog. The total number of courses with SLOs being assessed includes those courses that have been assessed in the 2011-2012 academic year.

SOURCE: Assessment, Institutional Effectiveness & Research Office.

Transfer Students from GCC to UOG: Fall Semester Trends
Transfer Students from GCC to UOG³⁹



Transfer Students from GCC to UOG by Gender

Term	Total # of Transfer Students	Male	Female
2011 Fall	62	23	39
2010 Fall	47	15	32
2009 Fall	112	30	82
2008 Fall	128	43	85
2007 Fall	171	0	171
2006 Fall	164	0	164
2005 Fall	167	0	167
2004 Fall	158	62	96
2003 Fall	174	71	103

SOURCE: Colleague Student Information System; Academic & Student Affairs, Office of the Senior Vice President, Academic Assessment & Institutional Research, University of Guam, January 2012.

³⁹ UOG refers to the University of Guam, a four-year institution, that has existing articulation agreements for General Education and non-General Education courses with Guam Community College.

AY 2011-2012 Fact Book**Graduates of Guam Secondary Schools: Guam Resident, New Students to GCC
Fall 2008 thru Fall 2011**


Name of Guam School*	Fall 2008	Fall 2009	Fall 2010	Fall 2011
Academy Of Our Lady Of Guam	10	16	9	12
Asmuyao Community School	1	1	3	7
Guam High School (DDESS-DODEA)	4	3	0	1
Evangelical Christian Academy	7	5	4	5
Father Duenas Memorial School	7	11	19	7
GCC Adult High School (AHS)	5	2	6	2
GCC (GED)	5	21	17	13
GCC (VocTech)	2	10	2	3
George Washington High School	90	134	171	162
Guam Adventist Academy	1	2	1	2
Guam High School	0	3	5	1
Guam Home School Association HS	0	1	0	1
Guam Intl Christian Academy	0	0	1	0
Harvest Christian Academy	1	5	1	5
Inarajan High School	3	2	0	0
John F Kennedy High School	101	113	146	120
Notre Dame High School	18	40	28	30
Oceanview High School	2	3	3	1
Okkodo High School	0	26	50	92
Pacific Christian Academy	0	0	1	0
Saint Johns School	0	1	1	3
Saint Paul High School	2	11	19	15
Simon Sanchez High School	80	119	131	138
Southern Christian Academy Guam	1	1	0	1
Southern High School	46	75	71	69
Temple Christian School	0	0	0	2
Trinity Christian School	1	1	1	1
TOTAL for New Students to GCC from Guam high schools with RESIDENT status, ALL AGES	387	606	690	693

*NOTE: Last high school attended as reported by student.

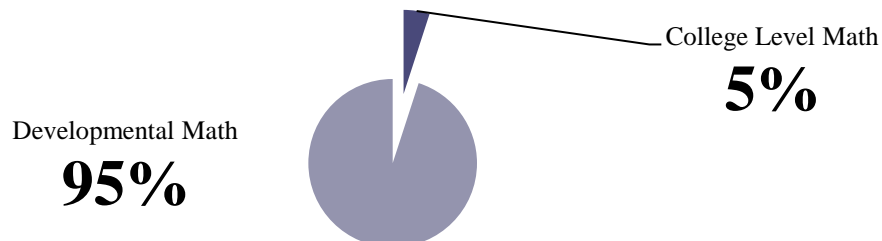
SOURCE: GCC Operational Data Store within the Banner system as of May 10, 2012.

COMPASS Placement Testing: English & Math (Seven-Year Trend)**English Placement: AY 2006 to AY 2012**

ENGLISH PLACEMENT⁴⁰	EN100B	EN100R	EN100RW	EN100W	EN110	Grand Total
AY 2005-2006	93	49	161	767	204	1274
AY 2006-2007	90	58	194	833	99	1274
AY 2007-2008	58	41	196	816	113	1224
AY 2008-2009	58	66	243	1166	141	1674
AY 2009-2010	63	68	272	1304	191	1898
AY 2010-2011	45	41	162	836	138	1222
AY 2011-2012	51	56	290	459	279	1135
Grand Total	458	379	1518	6181	1165	9701

English Placement Test Results for AY 2011-2012**Math Placement: AY 2006 to AY 2012**

MATH PLACEMENT⁴¹	MA085	MA095	MA108	MA110A	MA161A	MA161B	Grand Total
AY 2005-2006	337	286	141	7	8	10	789
AY 2006-2007	411	317	61	2	2	12	805
AY 2007-2008	344	294	87	1	2	10	738
AY 2008-2009	431	396	82	1	3	6	919
AY 2009-2010	456	416	103	5	3	8	991
AY 2010-2011	267	287	70	2	0	10	636
AY 2011-2012	463	504	146	31	12	18	1174
Grand Total	2709	2500	690	49	30	74	6052

Math Placement Test Results for AY 2011-2012

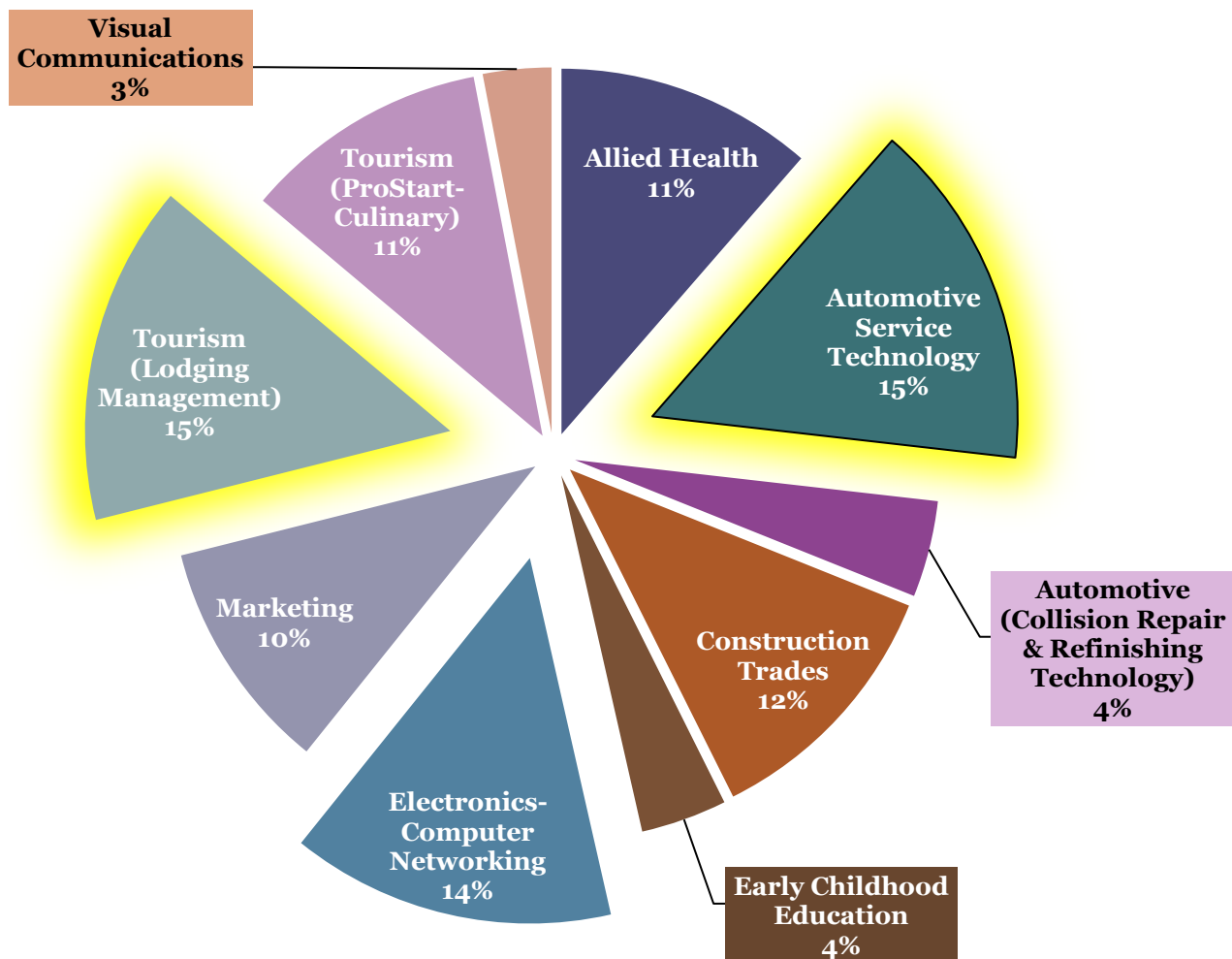
SOURCE: Operational Data Store (ODS), Banner System and GCC Fact Book-Volumes 1, 2, 3, 4, & 5.

⁴⁰ English placement test scores are valid for two years.

⁴¹ Math placement test scores are valid for two years.

AY 2011-2012 Fact Book

Secondary: SY 2011-2012 Total Population in GCC Programs



Program	GWHS	JFKHS	OHS	SHS	SSHS	Grand Total
Allied Health	74	65	0	66	70	275
Automotive Service Technology	114	57	60	87	54	372
Automotive (Collision Repair & Refinishing Technology)	59	0	0	44	0	103
Construction Trades	88	58	60	25	48	279
Early Childhood Education ⁴²	92	0	0	0	0	92
Electronics-Computer Networking	53	63	97	62	71	346
Marketing	47	58	54	42	48	249
Tourism (Lodging Management)	63	68	99	49	84	363
Tourism (ProStart-Culinary)	65	70	0	84	43	262
Visual Communications	73	0	0	0	0	73
Grand Total	728	439	370	459	418	2414

SOURCE: School of Trades & Professional Services and GCC Fact Book-Volumes 1, 2, 3, 4, & 5.

⁴² The Early Childhood Education orientation program was piloted in January 2010 and began with 77 students. This program was only offered to George Washington High School students because of its proximity to the GCC campus.

Secondary: Completers (SY2008 to SY2012)**Certificate of Mastery (SY 2008 to SY 2012)**

CERTIFICATE OF MASTERY	SY 2007-2008	SY 2008-2009	SY 2009-2010	SY 2010-2011	SY 2011-2012	GRAND TOTAL
George Washington High School	24	23	23	13	30	113
John F. Kennedy High School	33	24	39	23	40	159
Okkodo High School	*	7	10	21	31	69
Simon Sanchez High School	31	14	18	21	43	127
Southern High School	10	1	3	2	9	25
Grand Total	98	69	93	80	153	493

Certificate of Completion (SY 2008 to SY 2012)

CERTIFICATE OF COMPLETION	SY 2007-2008	SY 2008-2009	SY 2009-2010	SY 2010-2011	SY 2011-2012	GRAND TOTAL
George Washington High School	105	100	103	72	159	539
John F. Kennedy High School	53	56	68	38	53	268
Okkodo High School	*	23	24	10	38	95
Simon Sanchez High School	25	50	47	60	53	235
Southern High School	62	79	55	51	54	301
Grand Total	245	308	297	231	357	1438

Overall Completion (SY 2008 to SY 2012)

Academic Year	Certificate of Mastery	Certificate of Completion	Total
SY2007-2008	98	245	343
SY2008-2009	69	308	377
SY2009-2010	93	297	390
SY2010-2011	80	231	311
SY2011-2012	153	357	510
Total	493	1438	1931

*Okkodo High School opened its doors in August 2008.

SOURCE: School of Trades & Professional Services and GCC Fact Book-Volumes 1, 2, 3, 4, & 5.

AY 2011-2012 Fact Book

Continuing Education and Workforce Development

Overall Enrollment (2005 to 2012)

Quarterly Period (based on Fiscal Year)	2005-2006	2006-2007	2007-2008	2008-2009	2009-2010	2010-2011	2011-2012
1 st Quarter (October – December)	1766	1932	2074	2400	2668	2416	2776
2 nd Quarter (January – March)	1814	1632	3549	3309	2797	3221	4291
3 rd Quarter (April – June)	2554	2033	2080	2527	2954	2735	4147
4 th Quarter (July – September)	2894	2230	2711	2441	2631	2551	*
GRAND TOTAL	9028	7827	10414	10677	11050	10923	11214

*Note: Not completed yet, as of this publication.

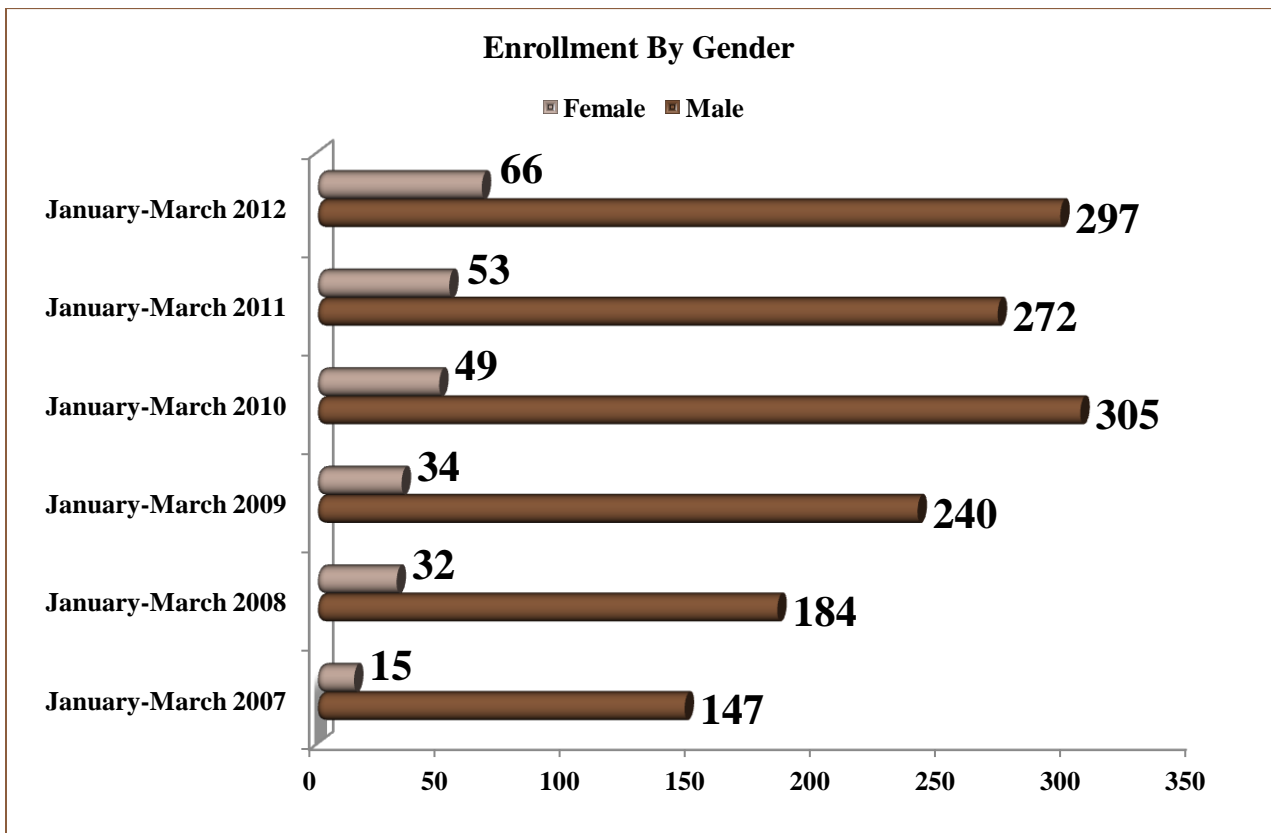
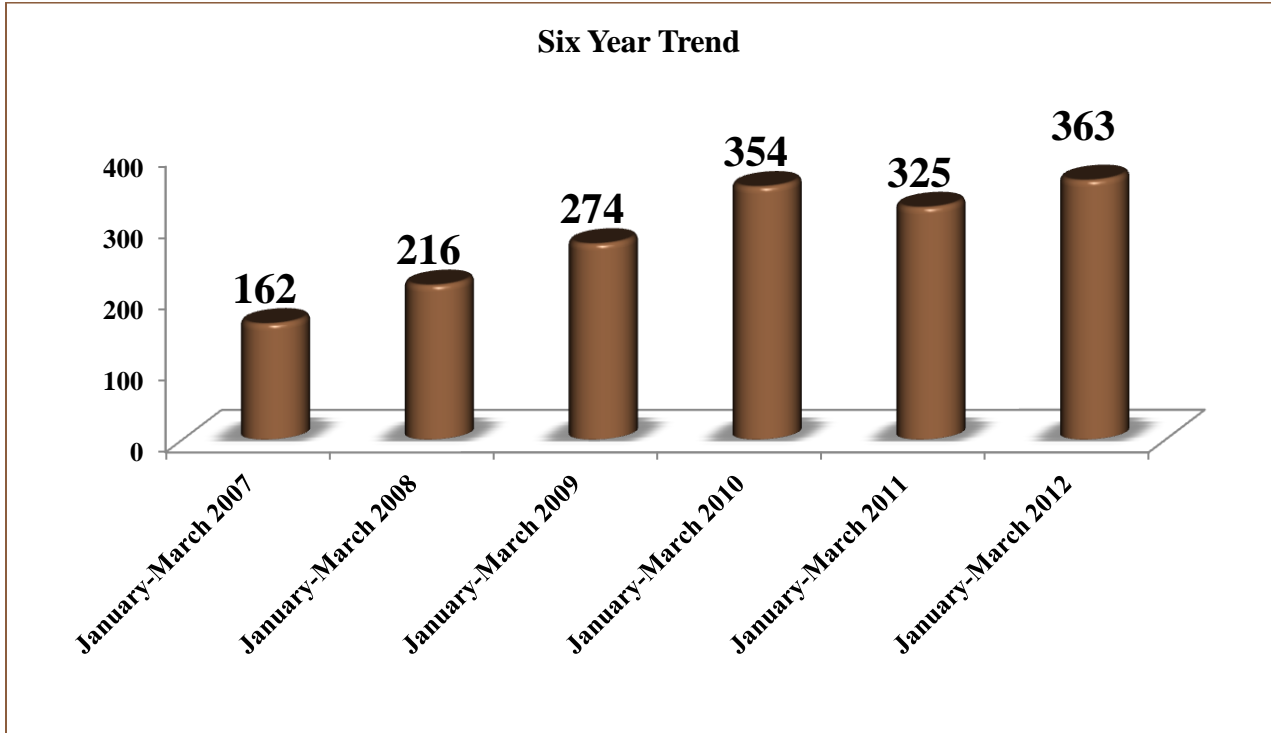
Enrollment in Continuing Education (CE) Activities (2005 to 2012)

CONTINUING EDUCATION	2005-2006	2006-2007	2007-2008	2008-2009	2009-2010	2010-2011	2011-2012
Postsecondary credit offerings	1896	505	2074	1242	1816	1361	911
Non-Credit offerings (CEUs)	6500	6835	3549	9066	8396	9192	10037
Graduate Credit offerings ⁴³	632	244	2080	217	130	16	0
Prometric, HOST & Pan Testing (Online)	0	243	2711	152	708	354	266
GRAND TOTAL	9028	7827	10414	10677	11050	10923	11214

SOURCE: Board Of Trustees Quarterly Reports, Continuing Education and Workforce Development Office, and GCC Fact Book-Volumes 1, 2, 3, 4 & 5.

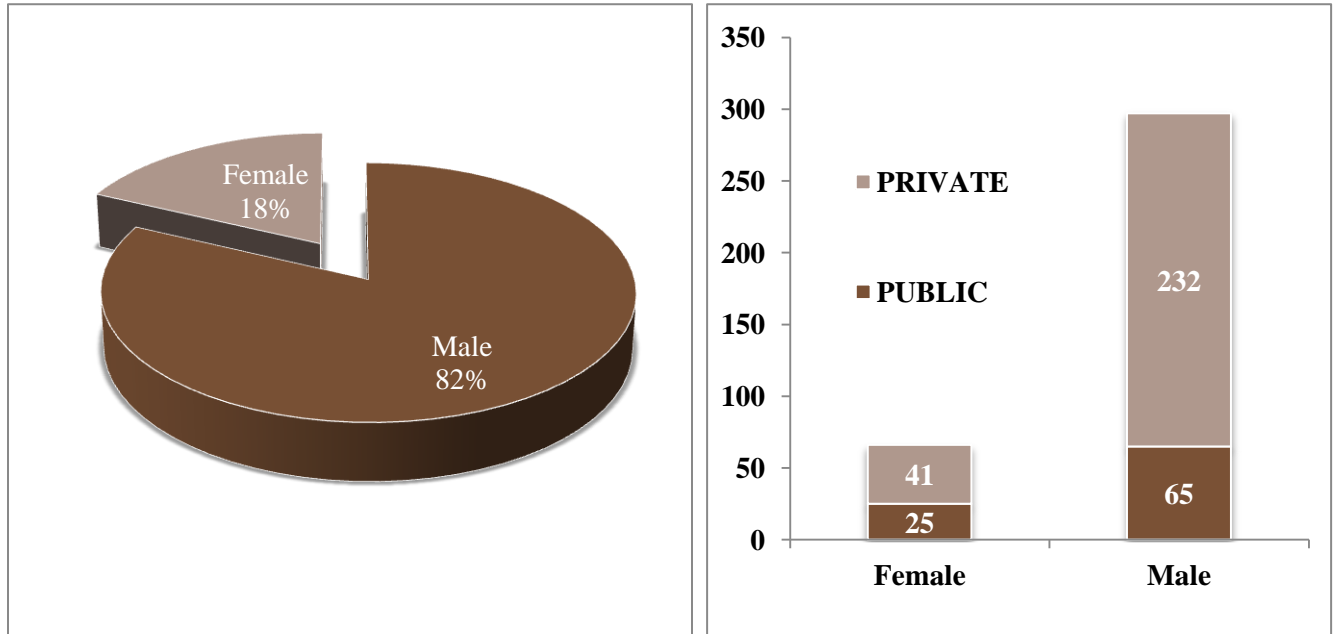
⁴³ Teacher re-certification & re-classification in partnership with the University of Guam and the University of San Diego. For 2011-2012, teacher re-certification and re-classification enrollment was solely with the University of Guam.

Apprenticeship: Enrollment (January-March)



AY 2011-2012 Fact Book

Apprenticeship: Total Population (January – March 2012)



Enrollment by Gender (January – March 2012) ⁴⁴

ENROLLMENT	Female	Male	Total
Total	66	297	363

Enrollment (January – March 2012)

Apprentices	Female	Male	Total
PUBLIC	25	65	90
PRIVATE	41	232	273
Total	66	297	363

Public Sector Apprentices (January – March 2012)

PUBLIC SECTOR APPRENTICES	Female	Male	Total
Department of Education	0	11	11
Department of Land Management	14	17	31
Department of Public Works	0	2	2
Department of Administration	2	4	6
Guam Housing	0	2	2
Guam Police Department	4	11	15
Guam Power Authority	0	0	0
Guam Waterworks Authority	0	5	5
Judiciary of Guam	1	4	5
Port Authority of Guam	4	9	13
Total	25	65	90

SOURCE: Apprenticeship Office and GCC Fact Book-Volumes 1, 2, 3, 4, & 5.

⁴⁴ Apprenticeship Office, Third Quarter Report (Report as of January to March 2012)

Apprenticeship: Private Sector Apprentices

Private Sector Businesses/Corporations	Female	Male	Total
3V's Graphic Design	2	0	2
Advance Electrical Services	0	6	6
Atkins Kroll	2	7	9
Arluis Wedding	0	1	1
B.Q. Fire Sprinklers	0	0	0
Barrett Plumbing	1	1	2
Bestsellers Inc.	0	0	0
Cabuhat Tech Services	0	1	1
Cal Pac	0	5	5
Cars Plus	0	5	5
Core Tech Int'l	2	3	5
Duenas, Camacho	0	3	3
DZSP 21	1	16	17
Emergency Power	0	0	0
F.A.C.S Incorporated	0	1	1
Fiesta Resort	0	2	2
G4S Security Systems	0	8	8
G.S. Villaflores	0	0	0
Guam Contractors Association	0	33	33
Guam Plaza	0	1	1
Guam Shipyard	1	8	9
Gulf Copper	0	1	1
GTA TeleGuam	9	47	56
Hawaiian Rock Products	1	18	19
Hilton Guam	3	1	4
Hard Rock Café	0	0	0
Hotel Nikko	0	0	0
Hyatt Regency Guam	4	4	8
IMCO General Co.	0	2	2
Infant of Prague	4	0	4
Ironwood Estates	0	2	2
Ironwood Manor	0	2	2
J&B Modern Technician	0	0	0
Lam Lam Tours	0	9	9
Lots of Learning	2	0	2
Medler's	0	0	0
Mid Pac Far East	0	2	2
Next Generation	0	0	0
NCSTAMS	0	0	0
Nippo Corporation	0	2	2
Nissan Guam	0	1	1
Onward Mangilao Golf	0	0	0
Outrigger Guam	0	1	1
Orion Construction	0	2	2
Pacific Human Res.	0	2	2
Pacific Island Club	0	1	1
Pacific Unlimited	0	6	6
P&E Const. Co.	0	2	2
Perez Bros.	0	5	5
Planet Hollywood	0	0	0
PMT Guam Corporation	0	0	0
Prestige Automobile	0	1	1
P.R. Balagtas	0	2	2
Red Stone International	0	3	3
Sheraton Hotel	0	1	1
Sweet Relief (PROA)	0	0	0
Sumitomo Mitsui	0	3	3
TG Engineers	0	4	4
TLC Day Care	4	0	4
Two Lover's Point	1	0	1
United Tire Services	0	3	3
Universal Tire Supply	0	1	1
V.P. Olivares	1	1	2
W.B. Flores & Company	2	2	4
Westin Resort	1	0	1
Private Sector Apprentices Total⁴⁵	41	232	273

SOURCE: Apprenticeship Office and GCC Fact Book-Volumes 1, 2, 3, 4 & 5.

⁴⁵ Apprenticeship Office, Quarter Report (Report as of January to March 2012)

AY 2011-2012 Fact Book

Adult Education: Enrollment and Completion By Program

Adult Basic Education (ABE): Six-Year Trend

ABE	FALL 2006	FALL 2007	FALL 2008	FALL 2009	FALL 2010	FALL 2011	Total
ENROLLED	604	593	724	382	267	450	3020
COMPLETERS	235	271	204	128	79	197	1114

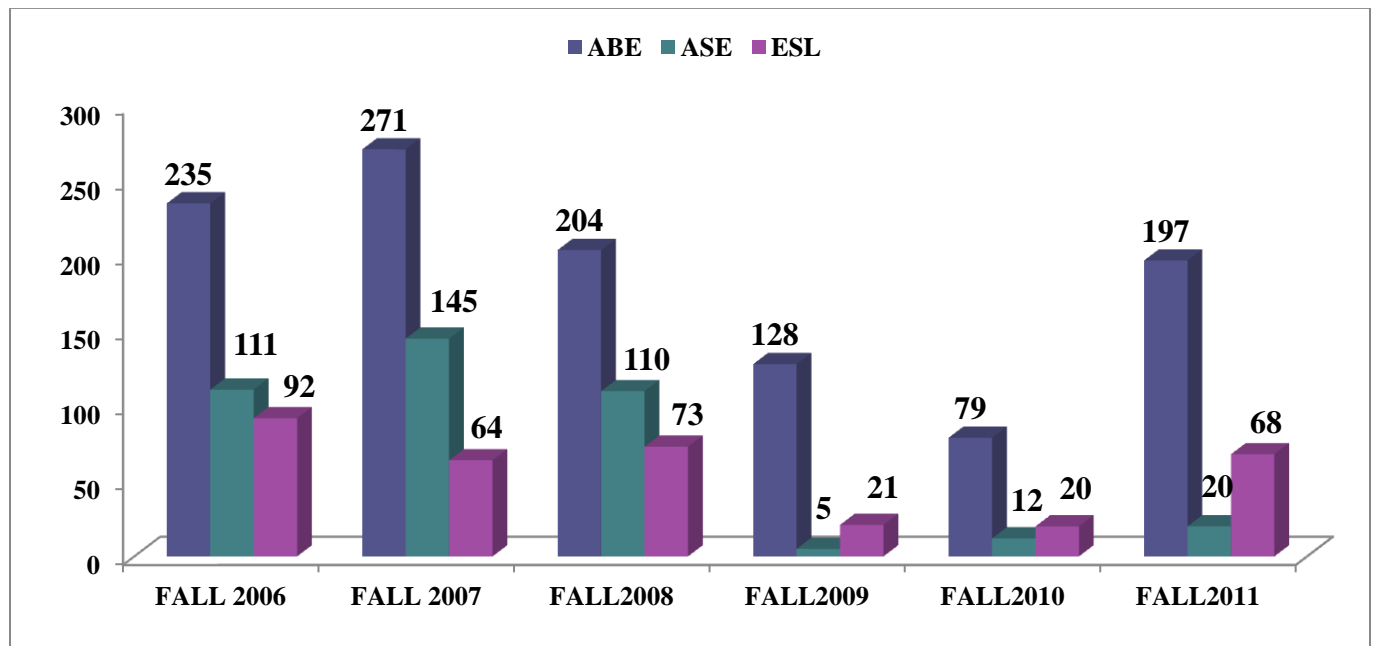
Adult Secondary Education (ASE): Six-Year Trend

ASE	FALL 2006	FALL 2007	FALL 2008	FALL 2009	FALL 2010	FALL 2011	Total
ENROLLED	327	365	306	166	22	36	1222
COMPLETERS	111	145	110	5	12	20	403

English as a Second Language (ESL): Six-Year Trend

ESL	FALL 2006	FALL 2007	FALL 2008	FALL 2009	FALL 2010	FALL 2011	Total
ENROLLED	182	121	124	85	41	100	653
COMPLETERS	92	64	73	21	20	68	338

Adult Education Completers⁴⁶



SOURCE: Workforce Investment Act (WIA), Title II, Consolidated Annual Report.

⁴⁶ An Adult Education program completer is a student who has completed a level of competency. The population consists of students who have completed a level of competency, those who have separated from the program, and those who continue to remain in the same program.

Adult Education: Enrollment (Fall 2011)**Population By Age (Fall 2011)**

By Age	16-18	19-24	25-44	45-59	60+	Total
Adult Basic Education (ABE)	111	192	123	22	2	450
Adult Secondary Education (ASE)	6	22	6	1	1	36
English-as-a-Second Language (ESL)	3	21	46	19	11	100
Total	120	235	175	42	14	586

Population By Age, Gender and Ethnicity (Fall 2011)

Age Group	American Indian or Alaska Native		Asian		Black or African American		Hispanic or Latino		Native Hawaiian or Other Pacific Islander		White		Two or more races		Total
	M	F	M	F	M	F	M	F	M	F	M	F	M	F	
16 - 18	0	0	1	0	0	0	0	0	49	58	2	2	5	3	120
19 - 24	0	0	4	6	0	0	0	0	90	121	1	2	6	5	235
25 - 44	0	0	3	35	0	0	0	1	58	71	0	0	3	4	175
45 - 59	0	0	4	13	0	0	0	0	11	10	0	0	2	2	42
60 and Older	0	0	2	6	0	0	0	0	1	2	0	2	0	1	14
Total	0	0	14	60	0	0	0	1	209	262	3	6	16	15	586

Total Enrollment and Hours (Fall 2011)

Adult Education	Total Enrolled	Total Hours
ABE	450	30,171
ASE	36	992
ESL	100	9,595
Total	586	40,758

SOURCE: Planning and Development Office and GCC Fact Book-Volumes 1, 2, 3, 4, & 5.

AY 2011-2012 Fact Book

Employees

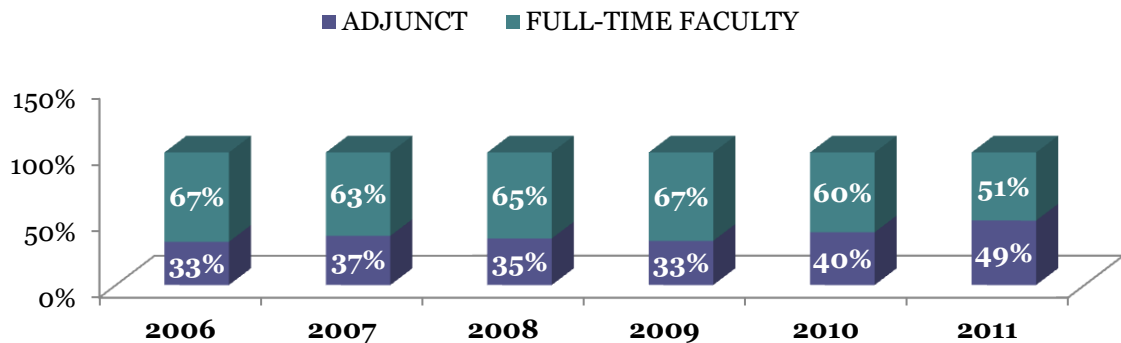
Full-Time Employees: Six-Year Trend

EMPLOYEE CLASSIFICATION	2006	2007	2008	2009	2010	2011
STAFF	85	84	83	80	103	107
ADMINISTRATORS	32	34	36	35	23	21
FACULTY	95	100	107	108	112	113
FULL-TIME EMPLOYEE TOTALS	212	218	226	223	238	241

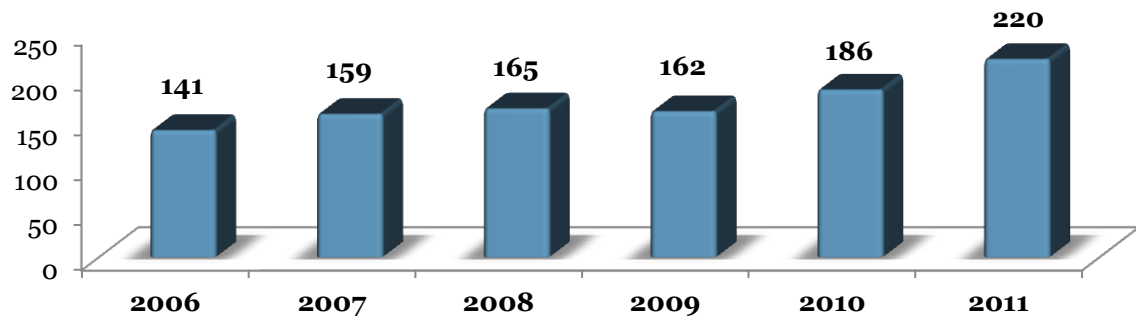
Faculty: Six-Year Trend

FACULTY	2006	2007	2008	2009	2010	2011
PROFESSOR	3	3	4	5	5	8
ASSOC. PROFESSOR	14	0	15	15	19	16
ASSIST. PROFESSOR	31	45	32	29	26	25
INSTRUCTOR	30	34	32	36	41	48
ASSIST. INSTRUCTOR	17	18	24	23	21	16
ADJUNCT FACULTY	46	59	58	54	74	107
Total	141	159	165	162	186	220

Faculty Percentages: Six Year Trend

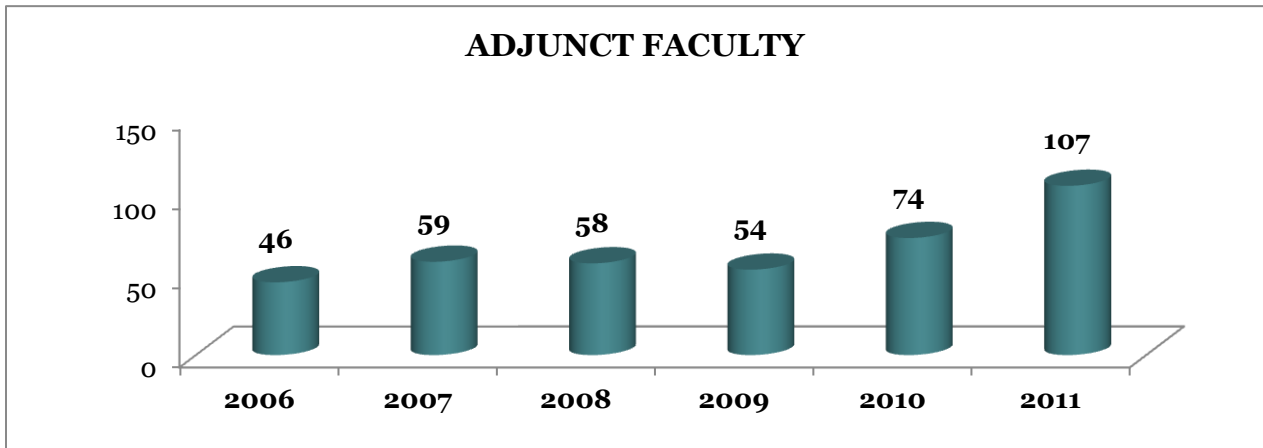
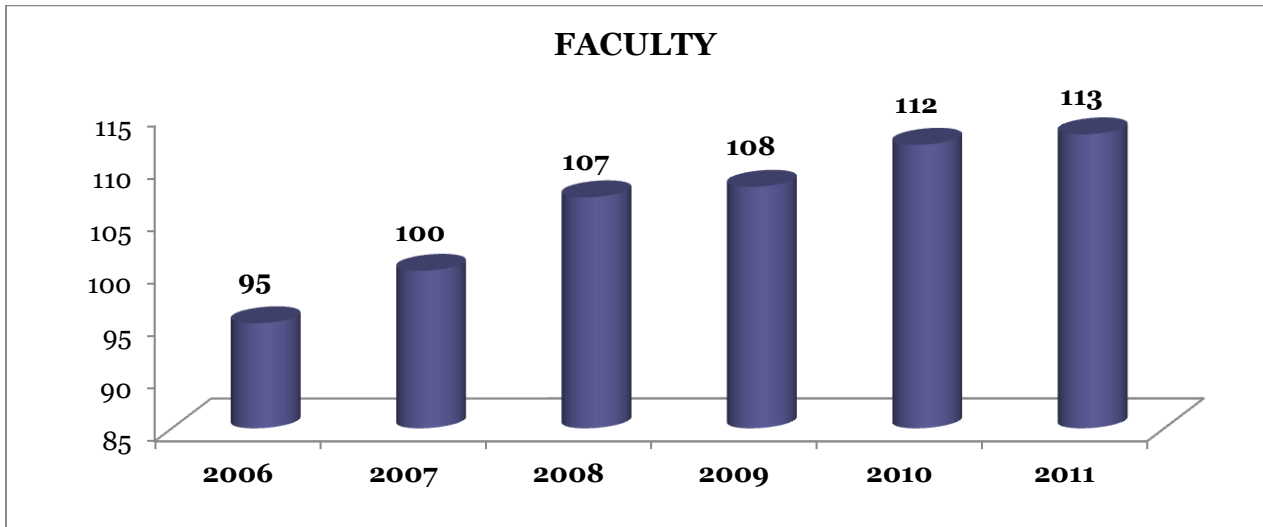
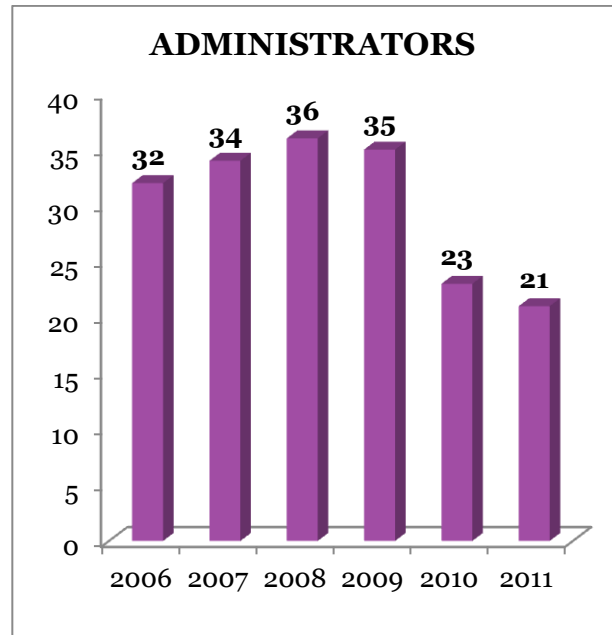
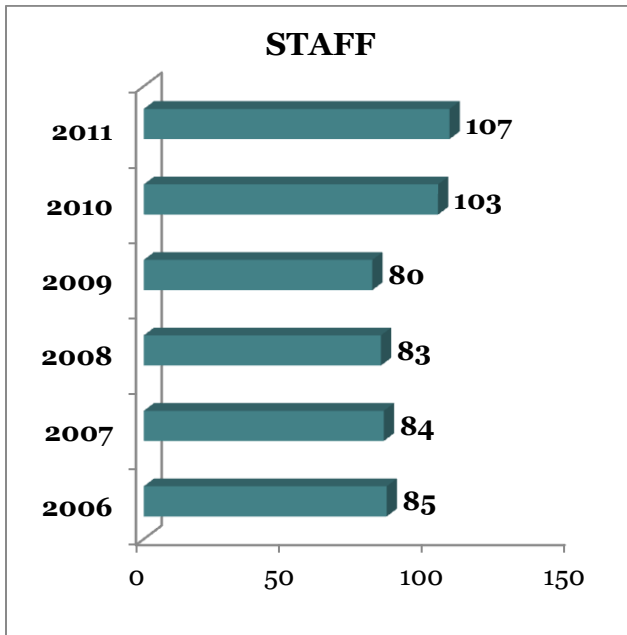


Total Faculty Including Adjunct



SOURCE: Human Resources Office and GCC Fact Book-Volumes 1, 2, 3, 4, & 5.

EMPLOYEES: By Classification (Six-Year Trend)



SOURCE: Human Resources Office and GCC Fact Book-Volumes 1, 2, 3, 4, & 5.

AY 2011-2012 Fact Book

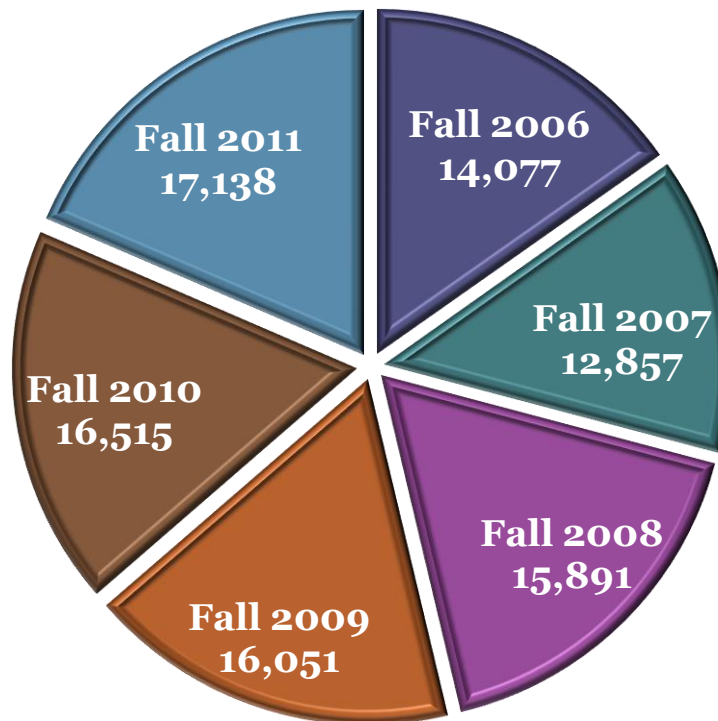
TOTAL IMPACT

Total Students Served: Six-Year Trend

	FALL 2006	FALL 2007	FALL 2008	FALL 2009	FALL 2010	FALL 2011	Grand Total
Postsecondary	1,770	1,810	1,835	2,220	2,542	2556	12,733
Secondary ⁴⁷	1,979	1,925	2,214	2,167	2,268	2414	12,967
Apprenticeship	187	216	274	354	325	368	1,724
Adult Education ⁴⁸	1113	1079	1154	633	330	586	4,895
Continuing Education	9,028	7,827	10,414	10,677	11,050	11,214	60,210
GRAND TOTAL	14,077	12,857	15,891	16,051	16,515	17,138	92,529

COMMUNITY IMPACT IN NUMBERS

92,529
TOTAL STUDENTS SERVED
IN SIX YEARS



⁴⁷ SOURCE: School of Trades & Professional Services and GCC Fact Book-Volumes 1, 2, 3, 4, & 5.

⁴⁸ SOURCE: Workforce Investment Act (WIA), Title II, Consolidated Annual Report



This report was prepared primarily by Marlena O.P. Montague, Institutional Researcher, Office of Assessment, Institutional Effectiveness & Research (AIER), in consultation with R. Ray D. Somera, Ph.D., Vice President for Academic Affairs. Acknowledgement is also given to the various offices on campus which provided data for this report. Additionally, administrative assistance was provided by AIER staff Vangie Aguon, Priscilla Johns, and Joseph Benavente.