

Guam Community College

Fact Book

AY 2010-2011, Volume 5



Featuring
5-year and 6-year
data trends

Guam Community College Campus Map

Smoke & Betel Nut Free Campus

Firing Range

T-6



GATE

1

Future PARKING

G

PARKING

F

Technology Center (TC)
BLDG 1000

PARKING

E

Student Services & Administration
BLDG 2000

Future PARKING

D

Auto Body
BLDG 900

Automotive
BLDG 500

BLDG 600

Multipurpose Auditorium (MPA)
BLDG 400

BLDG 300

BLDG 200

BLDG 100

Center Courtyard

PARKING

H

PARKING

C

Foundation Building
F BLDG

Learning Resource Center/
Library
BLDG 4000

Student Center
BLDG 5000

GATE

2A

PARKING

J

Anthony A. Leon Guerrero
Allied Health Center
BLDG 3000

A BLDG

C BLDG

B BLDG

D BLDG

PARKING

B

GATE

2B

PARKING

K

Sesame Street

GATE

3

PARKING

A

GATE

4

◀ To Route 10

◀ To GW HS

Table of Contents

**General Information**

GCC's Mandate.....	2
Vision	2
Mission	2
<i>Sinangan Misión</i> (Chamorro Translation)	2
Accreditation	2
Faculty and Facilities	3
GCC Fields of Study	4
Other Campus Information	5
On-Campus Technology & Facilities.....	6
Governance	7
Key Definitions.....	9

Post Secondary

Unduplicated Fall Enrollment	10
Unduplicated Spring Enrollment.....	10
Unduplicated Enrollment By Age Group.....	11
Unduplicated Enrollment By Gender	11
Unduplicated Enrollment By Enrollment Status.....	11
Unduplicated Enrollment By Program	12
Population By Ethnicity	14
Population By Ethnicity-Trend Summary	14
Course Completion Rates.....	15
Course Completion Percentages	15
Completers By Degree (Conferral).....	16
Completers By Certificate (Conferral)	17
Completers By Other Awards (Conferral)....	17
Persistence Rates	18
Retention Rates.....	19
Student Learning Outcomes (SLOs) 2011....	20
Transfer Students From GCC to UOG	21
GDOE Graduates Enrolled At GCC.....	22
COMPASS Placement Testing.....	23

Secondary

Total Population By Program	24
Completers	25

**Continuing Education & Workforce
Development**

Enrollment.....	26
Program Comparison	26

Apprenticeship

Enrollment Trends	27
Enrollment	28
Public Vs. Private Comparison	28
Public Sector Apprentices	28
Private Sector Apprentices	29

Adult Education

Enrollment Trends	30
Completers By Program	30
Population By Age Group	31
Population By Gender and Ethnicity.....	31
Enrollment and Hours.....	31

Employees

Employee Class Breakdown	32
Faculty By Position	32
Employee Trends.....	33

Financial

Revenues.....	34
Expenditures	34
Financial Aid.....	34
Federal Grants/Agencies Listing.....	35

Total Population Served

Total Students Served.....	36
----------------------------	----



The College's data information access software, known as the Operational Data Store (ODS) within the Banner System, as well as numerous administrative departments, provided the data presented in this Fact Book. In its attempt to present a comprehensive profile of the entire college, the Guam Community College Fact Book represents the best information available at this time.

AY 2010-2011 Fact Book

General Information: Mandate, Vision, Mission, Accreditation

Guam Community College Mandate

Guam Community College (GCC) is a multi-faceted public career and technical educational institution, created by the Community College Act of 1977 (codified @ 17 GCA §§ 30101, *et seq.*) to strengthen and consolidate career and technical education (CTE) on Guam. The College operates secondary and postsecondary CTE programs, adult and continuing education, community education, and short-term specialized training, as dictated by community and industry needs. These programs are delivered both on and off-campus, in satellite programs at Guam's public high schools and on site at businesses as needed. The College also serves as the State Agency for Career and Technical Education under the United States Vocational Education Act of 1946, 1963, and subsequent amendments. The College offers over 50 fields of study, and prepares students for entry-level employment in career and technical fields or transfer to four-year institutions of higher education. The College offers a variety of community service and special programs to prepare students for college experiences including English as a Second Language, Adult Basic Education, General Education Development (GED) Testing Program preparation and testing, and an Adult High School Diploma program.

Vision

GCC will continue to pioneer labor force development within the Western Pacific, best understanding and meeting the educational, career and technical training needs of the economy. It will be Guam's premier career and technical education institution and finest secondary and postsecondary basic educational institution serving the island's adult community. Its excellence will continue to be recognized because of its service to employers, employees and the community at large.

Mission

GCC's mission is to be a leader in career and technical workforce development by providing the highest quality education and job training in Micronesia.

Sinangan Misi3n (Chamorro translation)

I misi3n i Kulehon Kumunidã't Guãhan, guiya i gé'hilo' i fina'che'cho' siha yan i kinahulo' i mamfãfa'che'cho' ya u na'guãguãha nu i manãkhilo' yan manmaolek na tiningo' yan fina'nã'guen cho'cho' siha gi iya Maikronisiha.

Accreditation

GCC is accredited by the Accrediting Commission for Community and Junior Colleges (ACCJC), Western Association of Schools and Colleges (WASC). It has been continuously accredited since 1979 by ACCJC/WASC. Documents describing the accreditation of the College may be examined at the Academic Vice President's office. The Registrar may also be contacted for further information or to make arrangements to examine the accreditation documents. With the recommendation of the Curriculum Review Board of the American Association of Medical Assistants (AAMAE), GCC's Medical Assisting program has also been accredited by the Commission on Accreditation of Allied Health Education Programs (CAAHEP) since 2003.

General Information: Faculty and Facilities

Faculty and Facilities

The College faculty are well qualified by their education, experience and industry certifications to offer courses and programs of study which achieve the mission of the College. Faculty credentials are found at the back of the Academic Year 2011-2012 Catalog published by the College.

The College is located in the village of Mangilao on a campus over 22 acres in size. Standard classroom facilities are housed in permanent concrete buildings. Metal buildings are used primarily for career and technical education shop facilities.

The Anthony A. Leon Guerrero Allied Health Center opened on December 21, 2009, and was used for the first time in January 2010. The two-story, 22,000 square foot facility houses two lecture halls, a computer lab for nursing students, two science labs, two nursing classrooms, two nursing labs, one administration lab, one clinical lab, one simulated hospital classroom, one conference room, and faculty and staff facilities. The \$4.03 million building was funded in part by the Department of Interior, which paid \$260,000 for the Architectural and Engineering design, \$943,000 for construction, and \$150,000 for science equipment. GCC funded the other \$3 million. The Allied Health Center houses GCC's Pre-Nursing, Practical Nursing and Medical Assisting programs, as well as Science courses with laboratory components.

The newly constructed Learning Resource Center opened on December 10, 2010 and is the first LEED-certified building for the Government of Guam. The total cost of construction for the LRC was \$4.3 million, while furniture and equipment costs were approximately \$900,000. The building was funded through grants from the U.S. Departments of Education, Interior, Energy, and Agriculture, as well as the GCC Foundation Board of Governors, which provided the money for the architectural and engineering design of the building.

A new Student Center, the third new building to be constructed on the GCC campus within a three-year span, is also being constructed adjacent to the Learning Resource Center and is expected to be completed in October 2011. The Center will consist of a two-story, 22,000 square foot facility that will include a plaza and student square, a student lounge, meeting rooms, and energy efficient photovoltaics.

All three of GCC's new buildings were designed by Taniguchi Ruth Makio Architects as part of the College's Physical Master Plan. As of this writing, an update of the Physical Master Plan is underway and projects the growth of the College over a 5-year and 10-year period.



AY 2010-2011 Fact Book**General Information: GCC Fields of Study****Associate of Arts**

Culinary Arts
Education
Liberal Arts

Associate of Science

Accounting
Automotive Service Technology
Computer Networking
Computer Science
Criminal Justice
Early Childhood Education
Emergency Management
Food & Beverage Management
Hotel Operations & Management
Marketing
Medical Assisting
Office Technology
Pre-Architectural Drafting
Supervision & Management
Surveying Technology
Tourism & Travel Management
Visual Communications

Certificate

Automotive Service Technology
Computer Aided Design & Drafting
Computer Science
Construction Technology
Cosmetology
Criminal Justice
Early Childhood Education
Education
Emergency Management
Fire Science Technology
Medical Assisting
Medium/Heavy Truck Diesel Technology
Office Technology
Practical Nursing
Pre-Nursing
Supervision & Management
Surveying Technology

Continuing Education & Lifelong Learning**GCC Career and Technical Education****Programs in GDOE High Schools**

Allied Health (GWHS,JFKHS,SHS,SSHS)
Automotive (Autobody) (GWHS,SHS)
Automotive (Automotive Technology)
(GWHS,JFKHS,SHS,SSHS,OHS)
Construction Technology
(GWHS,JFKHS,SHS,SSHS,OHS)
Electronics Technology (GWHS,JFKHS,SHS,SSHS,OHS)
Marketing (GWHS,JFKHS,SHS,SSHS,OHS)
Tourism (Lodging Management Program)
(GWHS,JFKHS,SHS,SSHS,OHS)
Tourism (Prostart) (GWHS,JFKHS,SHS,SSHS)
Visual Communications (GWHS)

General Education Development**Adult High School****Apprenticeship**

A/C Refrigeration Mechanic
Auto Body Repairer
Automobile Mechanic
Boiler Operator
Carpenter
Cement Mason
Chief of Party
Computer Operator
Computer Programmer
Construction Equipment Mechanic
Cook
Construction Craft Laborer
Crime Scene Technician
Customer Service Representative
Diesel Mechanic
Drafter, Architectural
Drafter, Civil
Drafter, Structural
Early Childhood Associate
Electrical Technician
Electrician
Electrician, Ship
Electrician, Substation
Electronic Technician
Financial Management
Geospatial Specialist
Graphic Designer
Heating & A/C Installer Servicer
Heavy Mobile Equipment Mechanic
Heavy Equipment Operator
Information Management
Instrument Technician
IT Generalist
Line Installer Repairer
Lineman
Machinist
Maintenance Building Repairer
Maintenance Mechanic
Marine Machinery Mechanic
Office Manager/Administrative Services
Operating Engineer
Painter
Pipefitter
Plumber
Police Officer I
Power Plant Operator
Public Relations Representative
Pump Servicer
Sheet Metal Worker
Shipfitter
Surveyor Assistant, Instrument
Telecommunication Technician
Treatment Plant Operator
Water Treatment Plant Operator
Wastewater Treatment Plant Operator
Welder

General Information: Other Campus Information**TUITION AND FEES¹**

	Resident	Non-resident	Foreigner
Tuition/Credit Hour	\$110.00	\$135.00	\$160.00
Registration Fee	\$20.00	\$20.00	\$20.00
Student I.D. Card	\$7.00	\$7.00	\$7.00
Library Fee	\$13.00	\$13.00	\$13.00
Student Activity Fee	\$13.00	\$13.00	\$13.00
Health Fee	\$13.00	\$13.00	\$13.00
Student Parking Fee	\$13.00	\$13.00	\$13.00
Technology Fee	\$67.00	\$67.00	\$67.00

FEDERAL STUDENT AID

PELL Grant
Federal Work Study Program
Supplemental Education Opportunity Grant

VETERANS EDUCATIONAL BENEFITS**SCHOLARSHIPS**

American Association of University Women
Educational Foundation
Bill Muna Foundation
Businesswoman of the Year-First Hawaiian
Bank & Guam Business Magazine
Coca Cola Scholars Foundation
DEX Marketing Scholarship
Federated States of Micronesia
Federation of Pangasinanes on Guam
Jeff Hill Memorial Scholarship
JTB Global Foundation of Micronesia (Tourism
Japanese Language)
Priscilla delos Santos Scholarships (Technology
& Early Childhood)
Lucky Inn-Simeon delos Santos
Nuevas Ecijas Family Association of Guam
National Association of Mapua Alumni-Guam
SKAL Club of Guam Hospitality Industry
Soroptimist International of the Marianas
Women's Opportunity Award
Spero-Perez Memorial Scholarship
Laguna Association of Guam
Western Visayas College
FEATI Alumni of Guam

FEDERAL TRIO PROGRAMS

Project Aim

STUDENT SERVICES

Career Guidance & Counseling Services
Pre-Enrollment Counseling
English & Mathematics Placement Test
Advisement
Career Information & Guidance
Student Rights Advocacy
Personal/Social Counseling Services
Tutorial Services

HEALTH SERVICES**OTHER SERVICES**

Student Parking
Food Service
Bookstore
Student I.D. Cards

**CENTER FOR STUDENT
INVOLVEMENT**


Leadership Development
Student Governance
Student Organizations

EDUCATIONAL RESOURCES

Learning Resources Center/Library Services
Educational Services (Accommodative
Services for Students with Disabilities)

**CENTER FOR CIVIC
ENGAGEMENT****STATE AGENCY FOR CAREER &
TECHNICAL AND ADULT
EDUCATION PROGRAMS ON
GUAM**

¹ Effective Fall 2011, there will be tuition per credit hour increases per Board of Trustees Resolution 5-2006, adopted on March 9, 2006, and readopted on March 10, 2011. Contact the Registrar's Office for further information.



AY 2010-2011 Fact Book**General Information: On-Campus Technology & Facilities****ON-CAMPUS TECHNOLOGY & FACILITIES****Technology Center**

- One Cisco Networking Systems Lab
- One CAT-5/Fiber Optics Lab
- One Electronics Networking Systems Lab
- One PC Repair Lab
- Two Industry Certification Labs
- Three Graphics/Web/Video Labs
- One Video/Photography Studio
- One Prometric/Pan Testing Lab (16 computers)
- Three Lecture Hall/Presentation Rooms

A Building

- Three Classroom Computer Labs
- One Classroom Computer Mini-Lab

C Building

- Two Portable Classroom Computer Labs
- One Classroom Computer Lab
- Two Classroom Computer Mini-Labs

D Building

- Six Classroom Computer Labs
- Two Open Computer Labs

Learning Resource Center

- One Open Computer Lab
- EBSCO Database – 7,000+ periodicals
- SirsiDynix Online Scholars' Portal (iLibrary)
- Photocopy & Printing (24/7 on-line library catalog)

Anthony A. Leon Guerrero Allied Health Center (Building 3000)

- Two Lecture Halls
- One Computer Lab
- Two Science Labs
- Two Nursing Labs
- One Administration Lab
- One Clinical Lab
- One Medical Classroom
- Two Communication Rooms
- One Conference Room

Multipurpose Auditorium**Other Facilities**

- Cosmetology Lab (Building 100)
- Culinary Arts Kitchen Lab (Building 400)
- Trades & Industry Park (Building 500, 600 & 900)

General Information: Governance



Board of Trustees

Gina Y. Ramos
Chairperson



Maria Dilanco Garcia
Vice Chairperson



Deborah C. Belanger
Treasurer



Eduardo R. Ila
Member



Frank P. Arriola
Secretary



Edward G. Untalan
Member



Paling April Cruz
Student Member



Barry L. Mead
Faculty Advisory Member



Kenneth C. Bautista
Support Staff
Advisory Member



Foundation Board of Governors

Lorraine S. Okada
Chairperson



Gerard A. Cruz
Vice Chairperson



Josephine L. Mariano
Treasurer



James A. Martinez
Secretary



Gina Y. Ramos
Member



Eduardo R. Ila
Member



Joseph B. Leon Guerrero
Member



Annmarie T. Muna
Member




Mary A.Y. Okada, Ed.D., CEO and President



AY 2010-2011 Fact Book**General Information: Governance****Officers of the College****Mary A. Y. Okada**, Ed.D., President**R. Ray D. Somera**, Ph.D., Vice President, Academic Affairs**Carmen Kwek Santos**, C.P.A., Vice President, Finance and Administration**Reilly A. Ridgell**, Dean, School of Trades and Professional Services**Michelle M. Santos**, Ed.D., Dean, School of Technology and Student Services**Michael L. Chan**, Ed.D., Adjunct Associate Dean, School of Technology and Student Services**Geraldine S. James**, Ed.D., Associate Dean, School of Trades and Professional Services**Joanne A. Ige**, Associate Dean, School of Technology and Student Services**Faculty Senate****Anthony C. San Nicolas**, President**Marsha M. Postrozny**, Ed.D., President-Elect**Sarah S. Leon Guerrero**, Faculty Senator**Imelda D.S. Clymer**, Faculty Senator**Clare A. Camacho**, Ph.D., Past President**Past Presidents**

Herominiano delos Santos , Ed.D.	June 2000—June 2007 (President)
John T. Cruz (President Emeritus)	November 1988—June 2000 (President)
John T. Cruz	June 1988—October 1988 (Acting President)
Jose L. Ramos	January 1988—May 1988 (President)
Frank A. Rivera	October 1987—December 1987 (Interim President)
Peter R. Nelson	December 1983—September 1987 (President)
Stanley B. Malkin , Ph.D.	February 1983—December 1983 (President)
John C. Salas , Ph.D.	January 1978—January 1983 (Provost)

General Information: Key Definitions



Terms & Acronyms

AA Associate of Arts

ABE Adult Basic Education

Adjunct Part-time faculty

AHS Adult High School

AS Associate of Science

ASE Adult Secondary Education (Adult High School)

AY Academic Year (Fall and Spring semesters)

CERT Certificate

COMPASS A computer-adaptive college placement program that uses test results to quickly evaluate incoming students' skill levels in the areas of Reading, Writing Skills, Writing Essay, and Math.

Completer A student who receives a degree, diploma, certificate, or other formal award. In order to be considered a completer, the degree/award must actually be conferred.

Declared A student pursuing a specific post-secondary certificate or degree.

Enrichment Student A student who does not intend to declare a major or pursue a degree program, but who plans to complete more than 18 credit hours of postsecondary work.

FY Fiscal Year (October 1–September 30)

GED General Education Development (GED) Testing Program

Headcount The count of students enrolled in a given period of time (e.g. semester, annual, etc.). This can be either duplicated or unduplicated counts.

HS High School

Individuals Not Joined Apprenticeship students not sponsored by Guam Contractor's Association, Guam Hotel and Restaurant Association, or the Department of Administration

Journeyworker Certificate Programs approved and registered with the Bureau of Apprenticeship & Training, United States Department of Labor.

Not Reported Information was not indicated on the Student Information Form.

ODS The Operational Data Store is the College's institution-wide information reporting system within the Banner system.

Other Programs For purposes of this publication, other programs include undeclared students, enrichment students and students seeking a Journeyworker Certificate, an Adult High School diploma, or industry certification.

TPS School of Trades and Professional Services

TSS School of Technology and Student Services

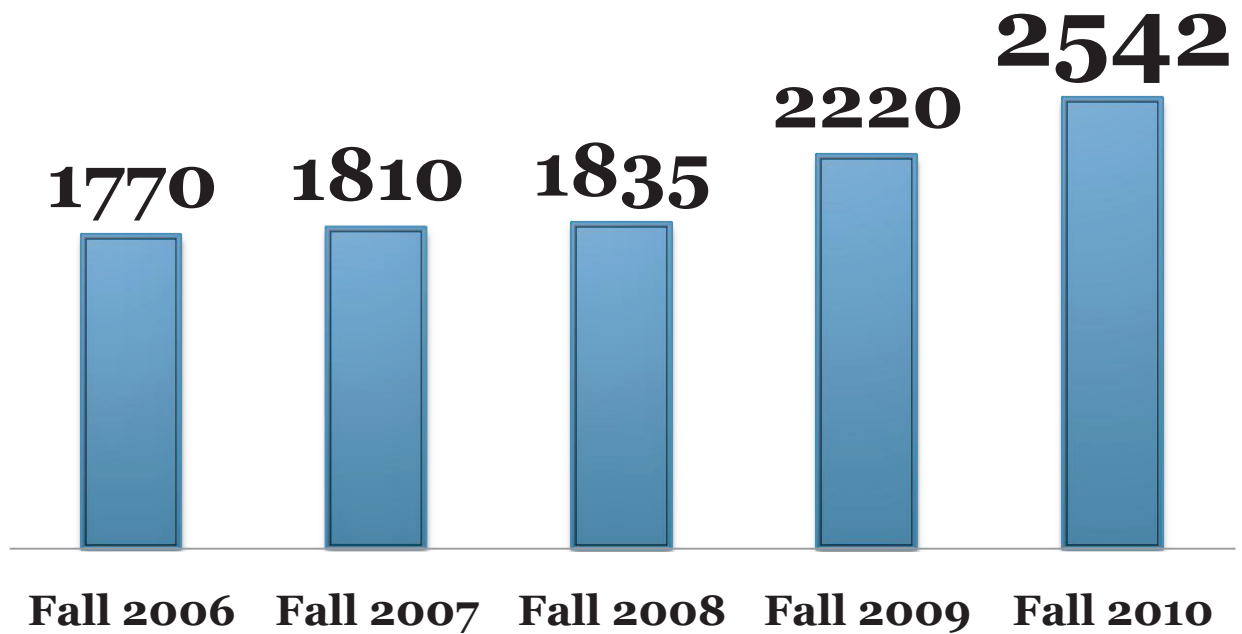
Undeclared A student taking courses who has not formally identified a particular degree, certificate or diploma program.

Unduplicated Enrollment Refers to students enrolled for credit with each student counted only once during the reporting period (e.g. semester, annual, etc.), regardless of when the student enrolled.

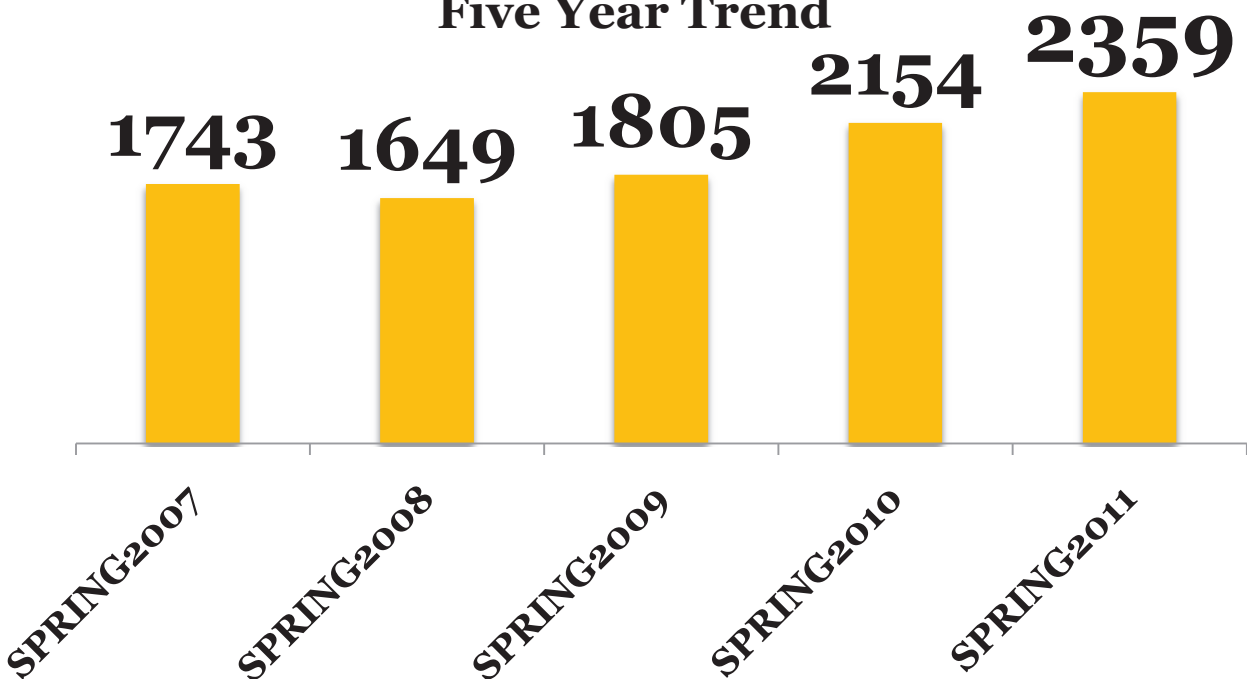
AY 2010-2011 Fact Book


Postsecondary: Enrollment

Unduplicated Fall Enrollment: Five Year Trend



Unduplicated Spring Enrollment: Five Year Trend





Postsecondary: Enrollment By Age, Gender, and Enrollment Status

Unduplicated Enrollment By Age Group: Five-Year Trend

AGE	Fall 2006	%	Fall 2007	%	Fall 2008	%	Fall 2009	%	Fall 2010	%
20 and younger	451	25%	547	30%	573	31%	708	32%	850	33%
21-25	575	32%	613	34%	571	31%	680	31%	786	31%
26-31	290	16%	252	14%	265	14%	291	13%	359	14%
32-41	270	15%	240	13%	240	13%	299	13%	304	12%
42-54	137	8%	123	7%	147	8%	200	9%	189	7%
55 and older	47	3%	35	2%	39	2%	36	2%	53	2%
Not Reported	0	0%	0	0%	0	0%	6	0%	1	0%
GRAND TOTAL	1770	100%	1810	100%	1835	100%	2220	100%	2542	100%

Unduplicated Enrollment By Gender: Five-Year Trend

GENDER	Fall 2006	%	Fall 2007	%	Fall 2008	%	Fall 2009	%	Fall 2010	%
Female	1065	60%	1062	59%	1071	58%	1191	54%	1428	56%
Male	705	40%	748	41%	764	42%	1029	46%	1114	44%
GRAND TOTAL	1770	100%	1810	100%	1835	100%	2220	100%	2542	100%

Unduplicated Enrollment By Enrollment Status: Five-Year Trend

ENROLLMENT STATUS	Fall 2006	%	Fall 2007	%	Fall 2008	%	Fall 2009	%	Fall 2010	%
Full-time	670	38%	695	38%	657	36%	832	37%	865	34%
Part-time	1100	62%	1115	62%	1178	64%	1388	63%	1677	66%
GRAND TOTAL	1770	100%	1810	100%	1835	100%	2220	100%	2542	100%

SOURCE: Operational Data Store (ODS), Banner System and GCC Fact Book-Volumes 1, 2, 3, & 4.

AY 2010-2011 Fact Book**Postsecondary: Unduplicated Enrollment By Program**

Associate of Arts Degree Program	Fall 2006	Fall 2007	Fall 2008	Fall 2009	Fall 2010
AA in Culinary Arts	16	36	57	77	92
AA in Education	47	87	92	116	127
AA in Liberal Arts	42	76	107	137	148
Associate of Arts Grand Total	105	199	256	330	367

Associate of Science Degree Program	Fall 2006	Fall 2007	Fall 2008	Fall 2009	Fall 2010
AS in Accounting	54	79	66	86	99
AS in Automotive Service Technology	11	21	31	56	72
AS in Automotive Tech²	26	16	11	3	1
AS in Computer Networking	8	15	20	33	40
AS in Computer Science	78	71	80	92	96
AS in Criminal Justice	55	68	86	143	169
AS in Early Childhood Education	57	79	99	112	119
AS in Electronics Networking³	4	4	1	-	-
AS in Emergency Management⁴	-	0	0	2	5
AS in Food & Beverage Management⁵	-	-	-	-	14
AS in Hospitality Industry Management⁶	51	53	59	60	-
AS in Hotel Operations & Management⁷	-	-	-	-	14
AS in Marketing	22	25	24	25	28
AS in Medical Assisting	94	113	113	102	97
AS in Office Technology	23	31	23	30	33
AS in Pre-Architectural Drafting⁸	-	-	-	-	7
AS in Sign Language Interpreting⁹	1	0	-	-	-
AS in Supervision and Management	27	43	43	59	76
AS in Surveying Technology¹⁰	-	-	-	-	3
AS in Tourism & Travel Management¹¹	-	-	-	-	58
AS in Visual Communications	19	26	43	48	48
Associate of Science Grand Total	530	644	699	851	979

SOURCE: Operational Data Store (ODS), Banner System and GCC Fact Book-Volumes 1, 2, 3, & 4.

² Program replaced with AS in Automotive Service Technology in Fall of 2006.

³ Program was changed to AS in Computer Networking in Summer of 2005. One student remained continuously enrolled and received an AS in Electronics Networking.

⁴ Program was adopted in April of 2007 and began in Fall of 2007.

⁵ From Fall 2003 through Spring 2010, the Food & Beverage Management emphasis was under the AS in Hospitality Industry Management program.

⁶ Program changed to AS in Hotel Operations, AS in Food & Beverage Management, and AS in Tourism & Travel Management in Fall of 2010.

⁷ From Fall 2003 through Spring 2010, the Hotel Operations & Management emphasis was under the AS in Hospitality Industry Management program.


⁸ Program was reinstated in April of 2010 as AS in Pre-Architectural Drafting. Previous program title was Architectural Engineering Technology in the 2002-2003 catalog.

⁹ Program archived in September of 2008. One student remained continuously enrolled and received an AS in Early Childhood Education.

¹⁰ Program adopted in April of 2009.

¹¹ From Fall 2003 through Spring 2010, the Tourism & Travel Management emphasis was under the AS in Hospitality Industry Management program.

Postsecondary: Unduplicated Enrollment By Program



Certificate Program	Fall 2006	Fall 2007	Fall 2008	Fall 2009	Fall 2010
CERT in Accounting ¹²	9	4	2	2	1
CERT in Automotive Service Technology	2	11	11	15	20
CERT in Automotive Tech ¹³	21	13	5	2	1
CERT in Computer Aided Design & Drafting ¹⁴	-	-	-	-	2
CERT in Computer Networking	0	0	1	0	0
CERT in Computer Science	11	6	5	9	4
CERT in Construction Technology	0	1	0	5	18
CERT in Cosmetology	20	19	17	33	40
CERT in Criminal Justice	3	21	46	15	17
CERT in Early Childhood Education	5	4	4	9	21
CERT in Education	4	5	8	3	5
CERT in Emergency Management ¹⁵	-	0	0	0	2
CERT in Fire Science	1	0	0	1	27
CERT in Marketing	0	1	1	0	0
CERT in Medical Assisting	17	21	24	34	30
CERT in Medium/Heavy Truck Diesel Technology ¹⁶	-	-	-	0	0
CERT in Office Technology	5	4	4	3	2
CERT in Practical Nursing	27	24	36	42	37
CERT in Pre-Nursing	0	0	1	84	148
CERT in Sign Language Interpreting ¹⁷	0	1	3	1	1
CERT in Supervision and Management	1	3	7	7	2
CERT in Surveying Technology ¹⁸	-	-	-	0	0
CERT in Systems Technology ¹⁹	2	10	6	3	-
Certificate Grand Total	128	148	181	268	378

Other Programs	Fall 2006	Fall 2007	Fall 2008	Fall 2009	Fall 2010
Criminal Justice Certificate	7	6	3	3	0
Industry Certification	0	0	0	0	1
Adult High School Diploma (AHS)	123	53	78	91	76
General Educational Development (GED)	20	2	0	5	1
Enrichment	0	0	1	5	2
Journeyworker Certificate	65	91	111	194	184
Undeclared	792	667	506	473	554
Other Programs Grand Total	1007	819	699	771	818

*Includes duplicated student enrollment across the five-year timeframe.

SOURCE: Operational Data Store (ODS), Banner System and GCC Fact Book-Volumes 1, 2, 3, & 4.

¹² Program archived in May of 2006; however, one student remains continuously enrolled.

¹³ Program replaced with CERT in Automotive Service Technology in Fall of 2006; however one student remains continuously enrolled.

¹⁴ Program reinstated in May of 2010 and last appeared in the 1999-2000 catalog.

¹⁵ Program adopted in April of 2007 and began in Fall of 2007.

¹⁶ Program adopted in July of 2009.

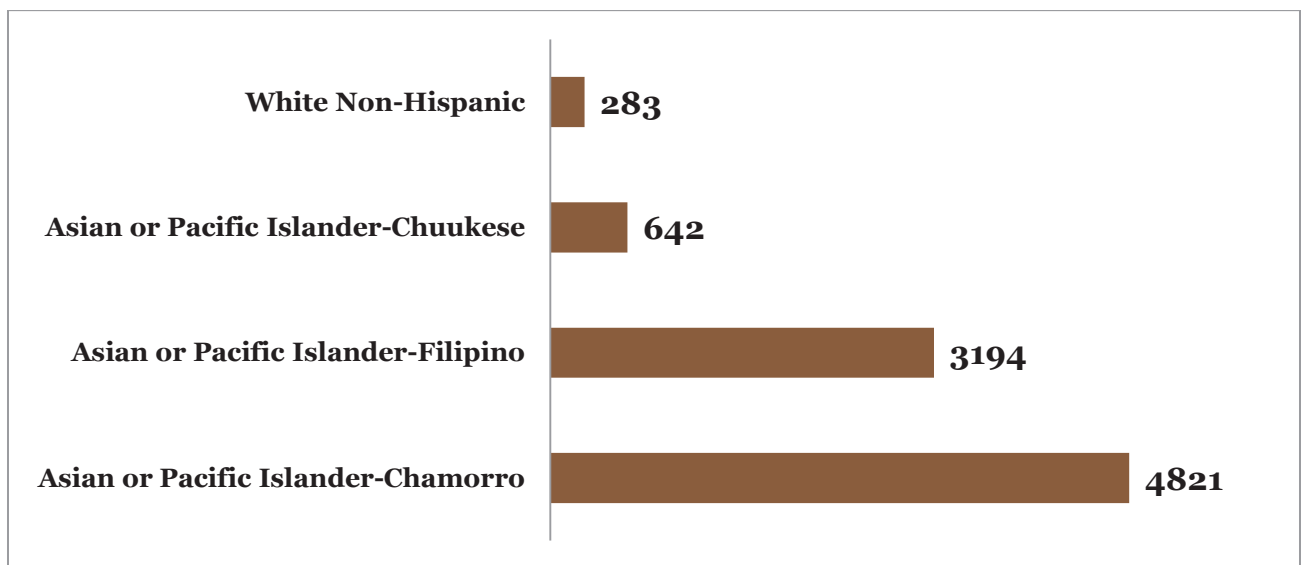
¹⁷ Program archived in September of 2008; however, one student remains continuously enrolled.

¹⁸ Program reinstated in April of 2009 and previous program title was a Certificate in Basic Surveying.

¹⁹ Program archived in April of 2009.

AY 2010-2011 Fact Book**Population By Ethnicity: Five-Year Trend**

ETHNICITY	Fall 2006	Fall 2007	Fall 2008	Fall 2009	Fall 2010
Am. Indian or Alaskan Native	0	1	3	2	2
Asian or Pacific Islander-Asian Indian	10	5	4	5	3
Asian or Pacific Islander (API)	7	10	12	12	7
API -Chamorro	784	802	904	1127	1204
API -Chinese	18	14	12	18	25
API -Chuukese	138	139	100	121	144
API -Filipino	546	565	578	665	840
API -Japanese	23	25	24	31	34
API -Korean	35	26	20	15	18
API -Kosraean	8	3	2	5	6
API -Marshallese	4	1	1	3	4
API -Micronesian	0	1	0	0	0
API -Palauan	23	40	31	43	53
API -Pohnpeian	17	14	7	17	23
API -Vietnamese	3	1	5	2	3
API -Yapese	28	34	22	32	27
Black Non-Hispanic	16	19	12	12	19
Hispanic	17	14	15	16	14
White Non-Hispanic	66	60	43	50	64
Not Reported	27	36	40	44	52
Grand Total	1770	1810	1835	2220	2542



SOURCE: Operational Data Store (ODS), Banner System and GCC Fact Book-Volumes 1, 2, 3, & 4.

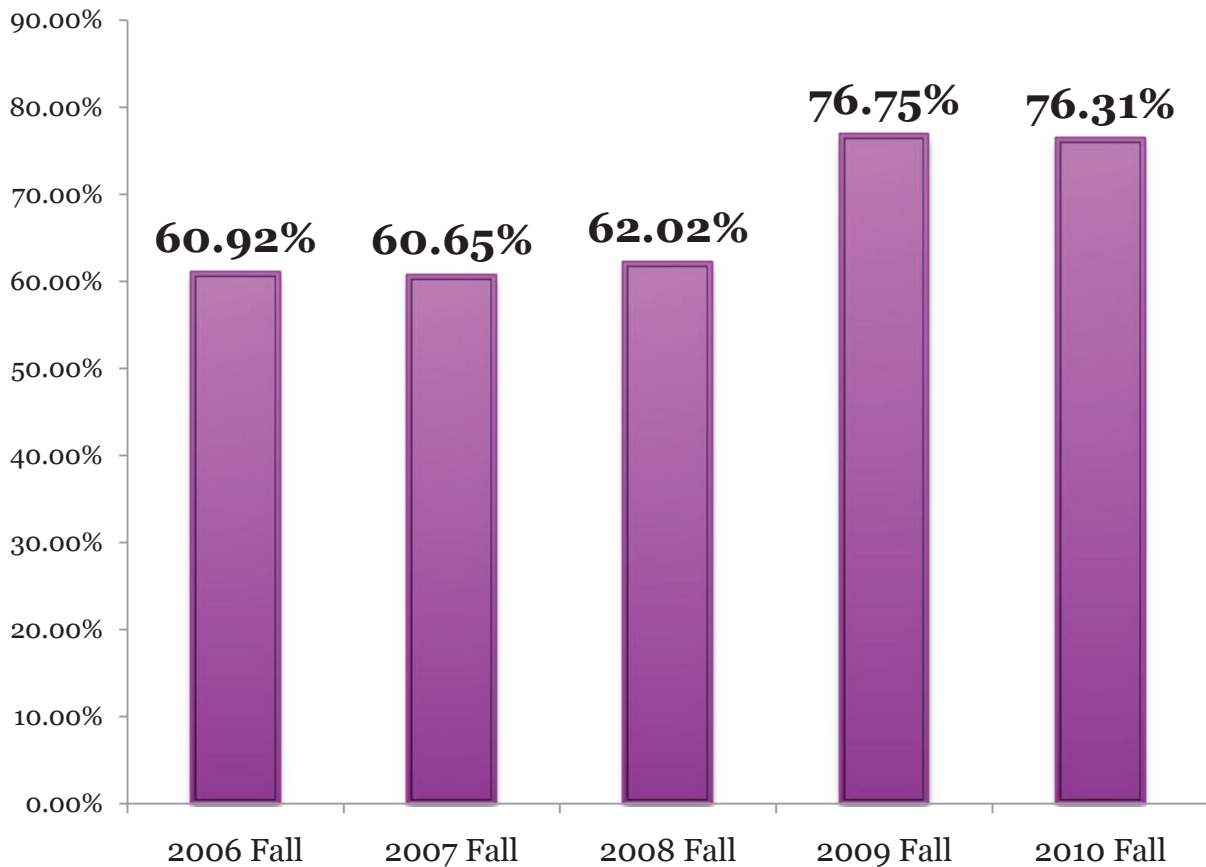
Course Completion Rates: Five-Year Trend



Successful Course Completion: Five-Year Trend

OUTCOMES	2006 Fall	2007 Fall	2008 Fall	2009 Fall	2010 Fall
Earned Credit for the course	3209	2840	2958	4347	5111
No Credit, but successfully completed course	9	349	342	476	440
TOTAL Successful Outcomes	3218	3189	3300	4823	5551
Total Registrations	5282	5258	5321	6284	7274

Successful Course Completion Percentages
(Five Year Trend)



SOURCE: Admissions & Registration Office, Academic Vice President's Office, Operational Data Store (ODS), Banner System and GCC Fact Book-Volumes 1, 2, 3, & 4.

AY 2010-2011 Fact Book

Completers: Degree (Conferral) Six-Year Trend

Associate of Arts Degree	AY 2006	AY 2007	AY 2008	AY 2009	AY 2010	AY 2011	Grand Total
AA in Culinary Arts	1	1	0	2	9	6	19
AA in Education	3	0	6	7	20	16	52
AA in Liberal Arts	3	6	4	1	5	5	24
Associate of Arts Grand Total	7	7	10	10	34	27	95

Associate of Science Degree	AY 2006	AY 2007	AY 2008	AY 2009	AY 2010	AY 2011	Grand Total
AS in Accounting	7	4	11	7	9	8	46
AS in Automotive Service Technology	0	0	0	0	3	3	6
AS in Automotive Tech ²⁰	3	1	1	1	2	0	8
AS in Computer Networking	0	0	1	3	1	3	8
AS in Computer Science	11	8	6	6	8	8	47
AS in Criminal Justice	4	5	14	14	11	21	69
AS in Early Childhood Education	12	9	6	10	17	20	74
AS in Electronics Networking ²¹	0	0	1	-	-	-	1
AS in Emergency Management ²²	-	-	0	0	1	0	1
AS in Food & Beverage Management ²³	-	-	-	-	-	0	0
AS in Hospitality Industry Management ²⁴	2	1	5	2	3	4	17
AS in Hotel Operations & Management ²⁵	-	-	-	-	0	0	0
AS in Marketing	4	3	0	2	2	2	13
AS in Medical Assisting	15	9	11	5	12	13	65
AS in Office Technology	4	0	1	3	3	3	14
AS in Pre-Architectural Drafting ²⁶	-	-	-	-	0	0	0
AS in Sign Language Interpreting ²⁷	1	0	0	-	-	-	1
AS in Supervision and Management	6	6	11	0	5	8	36
AS in Surveying Technology ²⁸	-	-	-	0	0	0	0
AS in Tourism & Travel Management ²⁹	-	-	-	-	3	0	3
AS in Visual Communications	0	7	0	2	3	6	18
Associate of Science Grand Total	69	53	68	55	83	99	427

SOURCE: Operational Data Store (ODS), Banner System and GCC Fact Book-Volumes 1, 2, 3, & 4.

²⁰ Program replaced with AS in Automotive Service Technology in Fall of 2006.

²¹ Program was changed to AS in Computer Networking in Summer of 2005. One student remained continuously enrolled and received an AS in Electronics Networking.

²² Program was adopted in April of 2007 and began in Fall of 2007.

²³ From Fall 2003 through Spring 2010, the Food & Beverage Management emphasis was under the AS in Hospitality Industry Management program.

²⁴ Program changed to AS in Hotel Operations, AS in Food & Beverage Management, and AS in Tourism & Travel Management in Fall of 2010.


²⁵ From Fall 2003 through Spring 2010, the Hotel Operations & Management emphasis was under the AS in Hospitality Industry Management program.

²⁶ Program was reinstated in April of 2010 as AS in Pre-Architectural Drafting. Previous program title was Architectural Engineering Technology in the 2002-2003 catalog.

²⁷ Program archived in September of 2008. One student remained continuously enrolled and received an AS in Early Childhood Education.

²⁸ Program adopted in April of 2009.

²⁹ From Fall 2003 through Spring 2010, the Tourism & Travel Management emphasis was under the AS in Hospitality Industry Management program.



Completers: Certificate and Other Programs (Conferral) Six-Year Trend

Certificate	AY 2006	AY 2007	AY 2008	AY 2009	AY 2010	AY 2011	Grand Total
CERT in Accounting ³⁰	0	0	6	0	1	0	7
CERT in Automotive Service Technology	-	0	0	0	1	1	2
CERT in Automotive Tech ³¹	3	2	1	0	0	0	6
CERT in Computer Aided Design & Drafting ³²	-	-	-	-	0	0	0
CERT in Computer Networking	0	0	0	0	0	0	0
CERT in Computer Science	3	3	2	1	0	1	10
CERT in Construction Technology	0	1	0	0	0	0	1
CERT in Cosmetology	1	0	0	1	0	0	2
CERT in Criminal Justice	21	2	11	35	11	7	87
CERT in Early Childhood Education	4	3	2	3	3	27	42
CERT in Education	0	0	2	8	2	1	13
CERT in Emergency Management ³³	-	-	0	0	0	0	0
CERT in Fire Science	0	0	0	0	0	26	26
CERT in Marketing	0	0	0	0	0	0	0
CERT in Medical Assisting	16	10	14	6	9	13	68
CERT in Medium/Heavy Truck Diesel Technology ³⁴	-	-	-	0	0	0	0
CERT in Office Technology	3	0	0	0	0	1	4
CERT in Practical Nursing	14	0	14	19	32	34	113
CERT in Pre-Nursing	0	0	0	0	0	0	0
CERT in Sign Language Interpreting ³⁵	0	0	0	0	0	1	1
CERT in Supervision and Management	0	0	1	0	0	0	1
CERT in Surveying Technology ³⁶	-	-	-	0	0	0	0
CERT in Systems Technology ³⁷	0	0	0	0	-	-	0
Certificate Grand Total	65	21	53	73	59	112	383

Other Programs	AY 2006	AY 2007	AY 2008	AY 2009	AY 2010	AY 2011	Grand Total
Criminal Justice Certificate	17	1	2	30	0	0	50
Industry Certification	0	0	0	0	0	0	0
Adult High School Diploma (AHS)	31	17	12	14	22	13	109
General Educational Development (GED)	124	171	138	190	111	109	843
External Diploma Program (EDP) ³⁸	0	0	0	0	2	1	3
Journeyworker Certificate	16	0	1	40	35	21	113
Other Programs Grand Total	188	189	153	274	170	144	1118

	AY 2006	AY 2007	AY 2008	AY 2009	AY 2010	AY 2011	Grand Total
COMPLETIONS TOTAL	329	270	284	412	346	382	2023

SOURCE: Operational Data Store (ODS), Banner System and GCC Fact Book-Volumes 1, 2, 3, & 4.

³⁰ Program archived in May of 2006; however, one student remains continuously enrolled.

³¹ Program replaced with CERT in Automotive Service Technology in Fall of 2006; however, one student remains continuously enrolled.

³² Program reinstated in May of 2010 and last appeared in the 1999-2000 catalog.

³³ Program adopted in April of 2007 and began in Fall of 2007.

³⁴ Program adopted in July of 2009.

³⁵ Program archived in September of 2008; however, one student remains continuously enrolled.

³⁶ Program reinstated in April of 2009 and previous program title was a Certificate in Basic Surveying.

³⁷ Program archived in April of 2009.

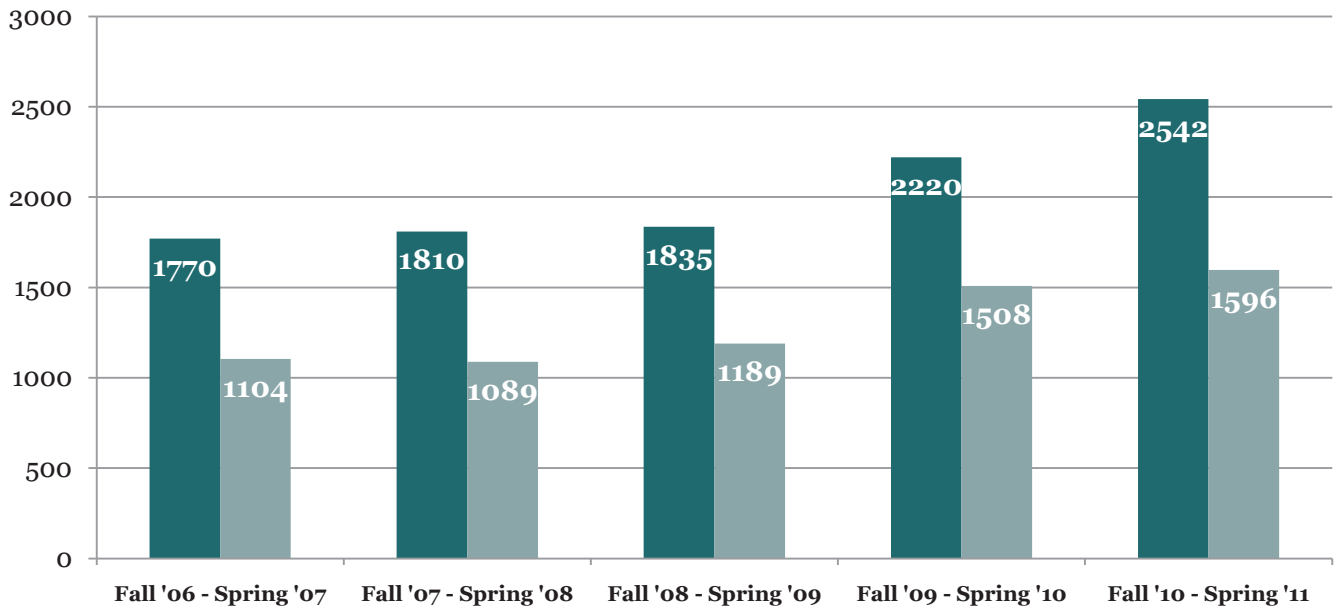
³⁸ Program discontinued in Fall of 2009; there have been no new registrations.

AY 2010-2011 Fact Book

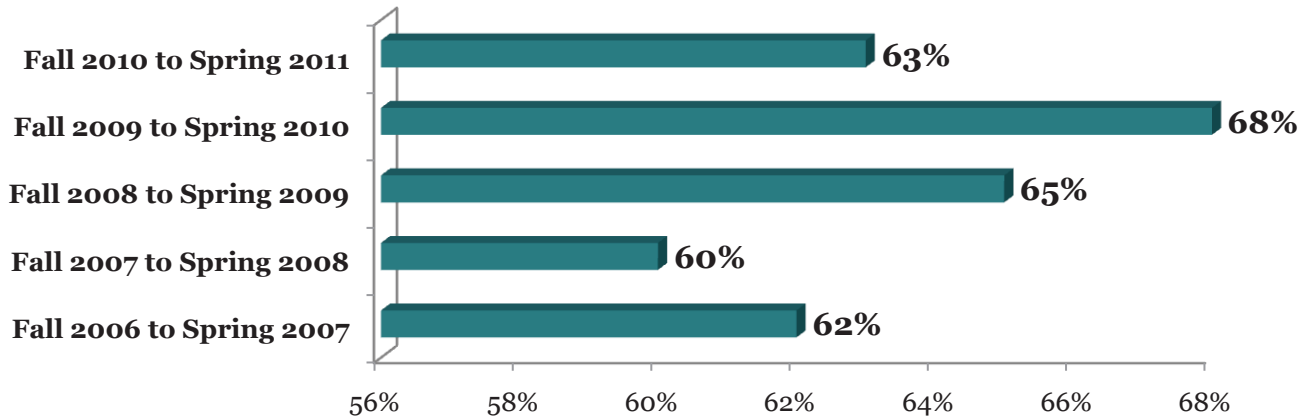
Persistence Rates: Fall to Spring

Fall to Spring (Five-Year Trend)

	Spring 2007	%	Spring 2008	%	Spring 2009	%	Spring 2010	%	Spring 2011	%
Persistence Total	1104	62%	1089	60%	1189	65%	1508	68%	1596	63%
Fall Enrollment (Preceding)	1770		1810		1835		2220		2542	



Percentage Summary: Fall to Spring (Five-Year Trend)



Persistence rate is the percentage of GCC students who were enrolled in the Fall semester and continued to be enrolled in the next Spring semester (Fall to Spring).

SOURCE: Operational Data Store (ODS), Banner System and GCC Fact Book-Volumes 1, 2, 3, & 4.

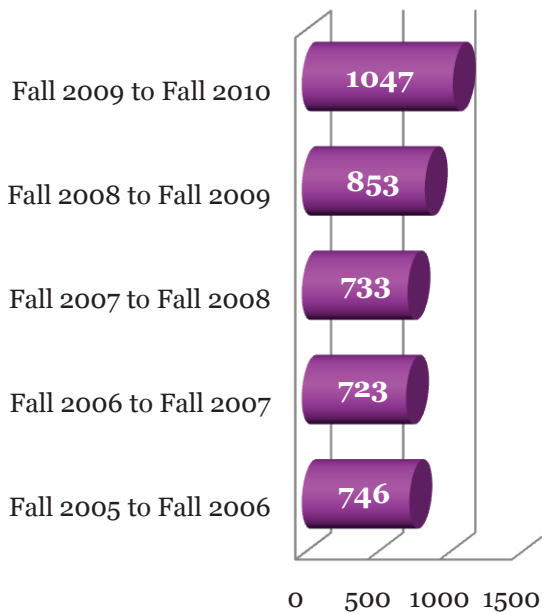


Retention Rate: Fall to Fall

Fall to Fall (Five-Year Trend)

Degree Program	Fall 2006	%	Fall 2007	%	Fall 2008	%	Fall 2009	%	Fall 2010	%	Five-Year Average Retention Rate
Associate of Arts	22	1%	49	3%	101	6%	154	8%	174	8%	5%
Associate of Science	199	11%	223	13%	294	16%	364	20%	460	21%	16%
Certificate	45	2%	48	3%	55	3%	65	4%	129	6%	4%
Diploma	109	6%	62	4%	13	1%	29	4%	28	1%	3%
Journeyworker Certificate	19	1%	29	2%	44	2%	73	4%	111	5%	3%
Undeclared	352	20%	312	18%	226	12%	168	9%	145	7%	13%
Grand Total	746	41%	723	41%	733	40%	853	46%	1047	47%	43%
Previous Fall Semester Enrollment	1801		1770		1810		1835		2220		

Percentage Summary: Fall to Fall (Five-Year Trend)



Retention rate is the percentage of GCC students who were enrolled in a given Fall semester and were also enrolled in the next Fall semester (Fall to Fall).

SOURCE: Operational Data Store (ODS), Banner System and GCC Fact Book-Volumes 1, 2, 3, & 4.

AY 2010-2011 Fact Book

Student Learning Outcomes (SLOs)

Student Learning Outcomes describe the central goals that students will have attained by the end of a course or program. In essence, SLOs encapsulate the knowledge, skills, and attitudes that students are expected to learn from their respective programs. They answer the questions “What do students know?” (cognitive domain), “What do they think and value?” (affective domain), and “What can they do?” (behavioral domain). SLOs require students to synthesize many discrete skills or areas of content, and to produce artifacts such as term papers, projects, portfolios, demonstrations, exams or other student work.

Percent of Courses
with SLOs being
Assessed within
Programs

60.35%

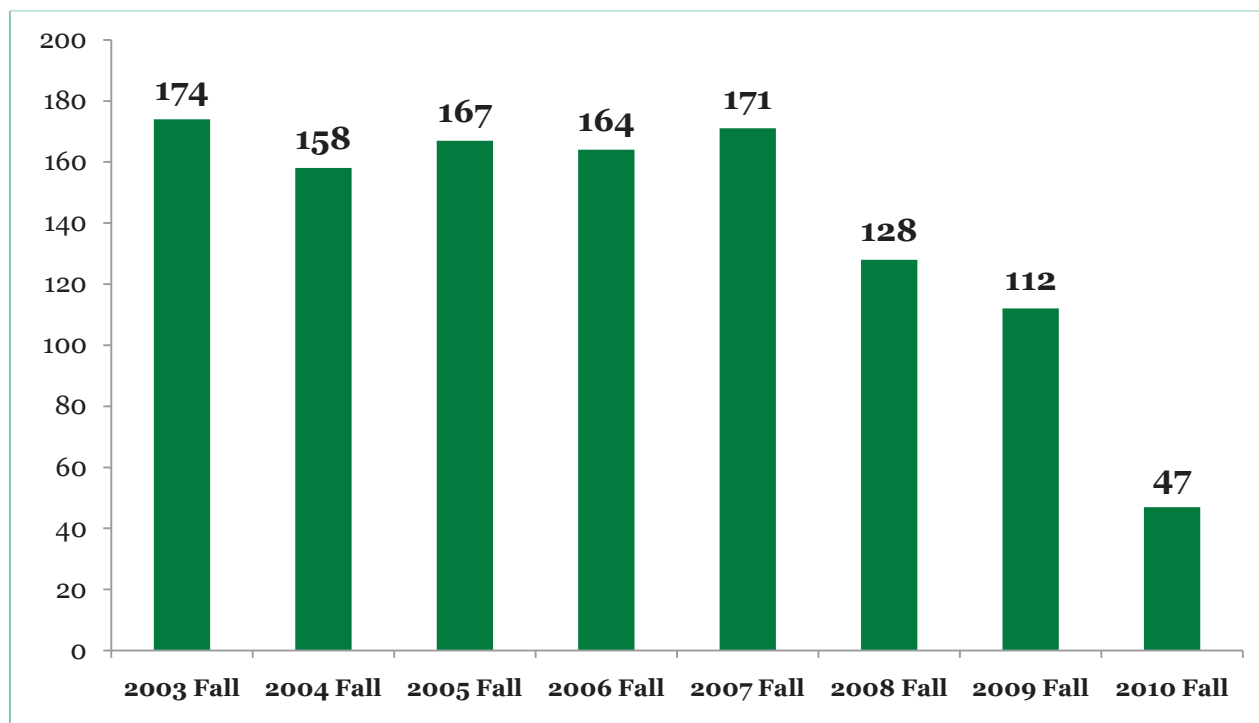
Term	Courses with SLOs	Total Number of Courses in Catalog	Percentage of Completion
Spring 2011 Catalog	384	396	96.97
Fall 2010 Catalog	384	396	96.97
Spring 2010 Catalog	250	412	60.68
Fall 2009 Catalog	181	350	51.71
Spring 2009 Catalog	70	375	18.67
Fall 2008 Catalog	68	375	18.13
Spring 2007 Catalog	0	399	0.00
Fall 2006 Catalog	0	399	0.00

As Requirement For Program	SLO Count	Total	Percent
Associate Degree Programs	Number of courses with SLOs being assessed	149	78.01
	Number of courses within the programs	191	
Certificate Programs	Number of courses with SLOs being assessed	26	41.94
	Number of courses within the programs	62	
Not a technical required course for a degree or certificate	Number of courses with SLOs being assessed	64	44.76
	Number of courses within the programs	143	
Total number of courses with SLOs being assessed within programs	Number of courses with SLOs being assessed	239	60.35
Total count of courses within programs	Number of courses within programs	396	

The denominator in calculating the total number of courses with SLOs being assessed within programs is the total number of all courses within programs and excludes all archived courses as of this writing. In previously reported SLO data, the denominator included all courses listed in the College catalog. The total number of courses with SLOs being assessed includes those courses who have participated in an assessment cycle including those that have been assessed in the 2010-2011 academic year.

SOURCE: Assessment, Institutional Effectiveness & Research Office.

Transfer Students from GCC to UOG: Fall Semester Trends

Transfer Students from GCC to UOG³⁹

Transfer Students from GCC to UOG by Gender

Term	Total # of Transfer Students	Male	Female
2003 Fall	174	71	103
2004 Fall	158	62	96
2005 Fall	167	0	167
2006 Fall	164	0	164
2007 Fall	171	0	171
2008 Fall	128	43	85
2009 Fall	112	30	82
2010 Fall	47	15	32

SOURCE: Colleague Student Information System; Academic & Student Affairs, Office of the Senior Vice President, Academic Assessment & Institutional Research, University of Guam, January 2011.

³⁹ UOG refers to the University of Guam, a four-year institution, that has existing articulation agreements for General Education and non-General Education courses with Guam Community College.

AY 2010-2011 Fact Book**Guam Department of Education (GDOE) Graduates****Enrollment at GCC: 2000 to 2010**

GDOE High School	2000	2001	2002	2003	2004	2005	2006	2007	2008	2009	2010	Grand Total
George Washington (GWHS)	15	12	5	10	14	19	18	36	48	128	185	490
Inarajan ⁴⁰	2	3	1	1	1	1			1			10
John F. Kennedy (JFKHS)	8	6	10	10	8	14	17	23	52	109	150	407
Ocean View ⁴¹										1		1
Okkodo (OHS)											42	42
Simon Sanchez (SSHS)	5	4	8	8	7	6	12	27	46	126	147	396
Southern (SHS)	2		2	4	3	8	18	14	29	90	105	275
Grand Total	32	25	26	33	33	48	65	100	176	454	629	1621

Enrollment in GCC Developmental English Courses: 2000 to 2010

GDOE High School	2000	2001	2002	2003	2004	2005	2006	2007	2008	2009	2010	Grand Total
George Washington (GWHS)	2	4	0	3	8	10	6	16	23	68	96	236
Inarajan	0	1	0	0	1	1	0	0	0	1	0	4
John F. Kennedy (JFKHS)	0	3	2	3	3	4	6	11	28	72	95	227
Okkodo (OHS)	0	0	0	0	0	0	0	0	0	0	32	32
Simon Sanchez (SSHS)	1	1	2	2	3	4	5	16	27	75	73	209
Southern (SHS)	0	0	0	2	0	3	6	12	15	49	55	142
Grand Total	3	9	4	10	15	22	23	55	93	265	351	850

Enrollment in GCC Developmental Math Courses: 2000 to 2010


GDOE High School	2000	2001	2002	2003	2004	2005	2006	2007	2008	2009	2010	Grand Total
George Washington (GWHS)	0	1	0	1	8	11	6	17	20	72	133	269
Inarajan	0	0	0	0	1	1	0	0	0	1	0	3
John F. Kennedy (JFKHS)	0	0	1	1	6	3	8	16	28	80	97	240
Okkodo (OHS)	0	0	0	0	0	0	0	0	0	0	32	32
Ocean View	0	0	0	0	0	0	0	0	0	1	0	1
Simon Sanchez (SSHS)	0	0	0	0	4	4	7	12	25	73	86	211
Southern (SHS)	0	0	0	0	1	3	6	8	17	53	70	158
Grand Total	0	1	1	2	20	22	27	53	90	280	418	914

SOURCE: Admissions & Registration Office and Academic Vice President's Office.

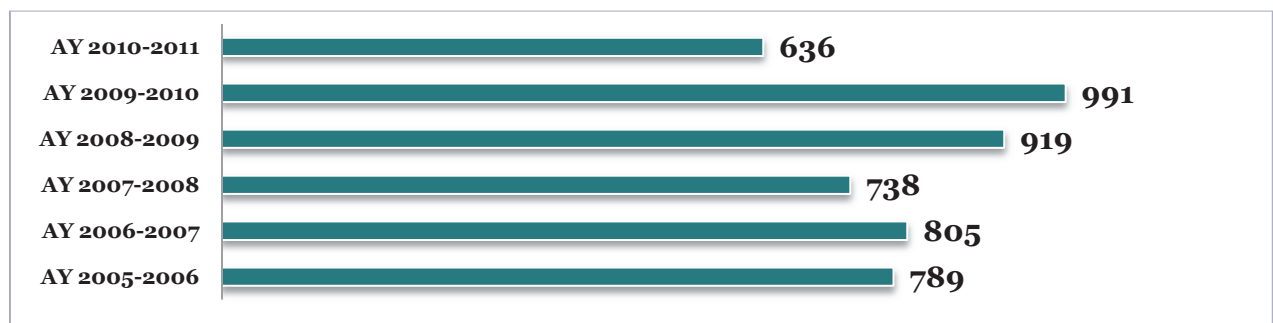
⁴⁰ Last high school attended as reported by student.⁴¹ Last high school attended as reported by student.

**COMPASS Placement Testing: English & Math (Six-Year Trend)****English Placement: AY 2006 to AY 2011**

ENGLISH PLACEMENT⁴²	EN100B	EN100R	EN100RW	EN100W	EN110	Grand Total
AY 2005-2006	93	49	161	767	204	1274
AY 2006-2007	90	58	194	833	99	1274
AY 2007-2008	58	41	196	816	113	1224
AY 2008-2009	58	66	243	1166	141	1674
AY 2009-2010	63	68	272	1304	191	1898
AY 2010-2011	45	41	162	836	138	1222
Grand Total	407	323	1228	5722	886	8566

**Math Placement: AY 2006 to AY 2011**

MATH PLACEMENT⁴³	MA085	MA095	MA108	MA110A	MA161A	MA161B	Grand Total
AY 2005-2006	337	286	141	7	8	10	789
AY 2006-2007	411	317	61	2	2	12	805
AY 2007-2008	344	294	87	1	2	10	738
AY 2008-2009	431	396	82	1	3	6	919
AY 2009-2010	456	416	103	5	3	8	991
AY 2010-2011	267	287	70	2	0	10	636
Grand Total	2246	1996	544	18	18	56	4878



SOURCE: Operational Data Store (ODS), Banner System and GCC Fact Book-Volumes 1, 2, 3, & 4.

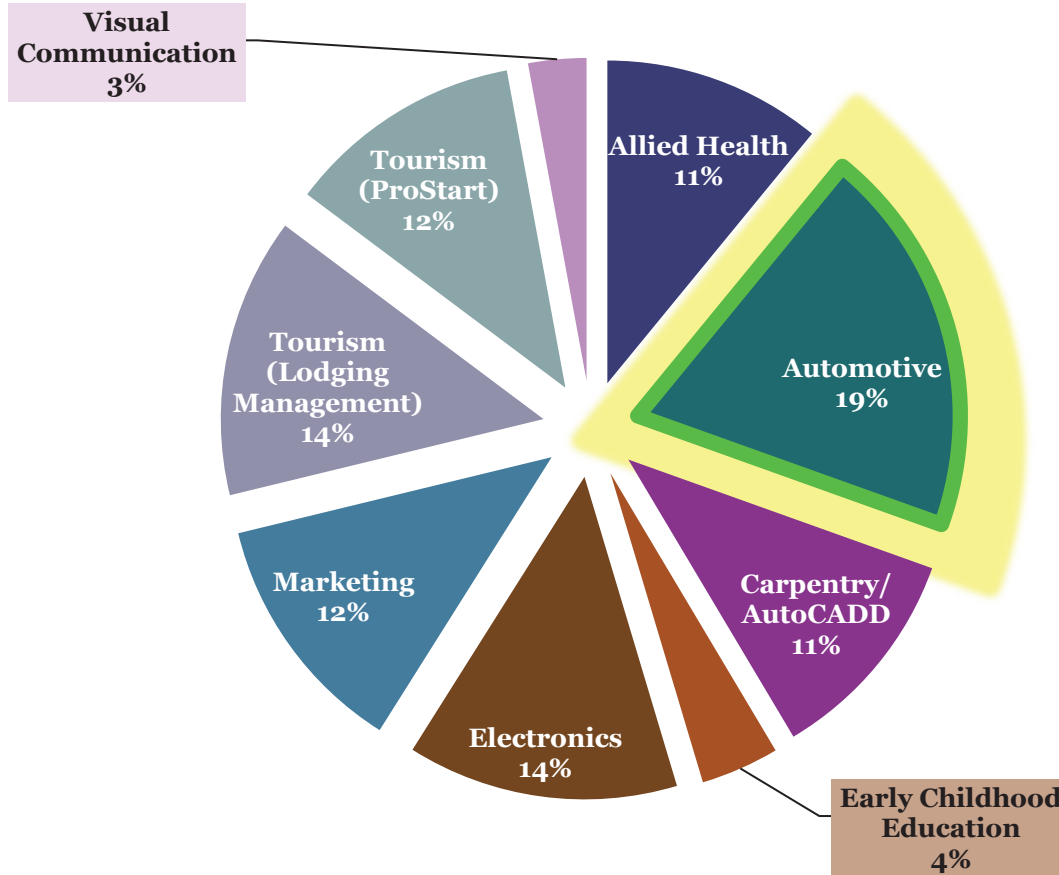
⁴² English placement test scores are valid for two years.

⁴³ Math placement test scores are valid for two years.

AY 2010-2011 Fact Book

Secondary: SY 2010-2011 Total Population in GCC Programs

GCC Secondary Programs Overall Enrollment Percentages



Program	GWHS	JFKHS	OHS	SHS	SSHS	Grand Total
Allied Health	64	61	0	61	62	248
Automotive	164	60	54	134	31	443
Carpentry/AutoCADD	74	60	44	34	37	249
Early Childhood Education ⁴⁴	89	0	0	0	0	89
Electronics	69	70	72	42	55	308
Marketing	59	52	57	42	68	278
Tourism (Lodging Management)	55	57	101	28	77	318
Tourism (ProStart)	74	78	0	57	60	269
Visual Communication	66	0	0	0	0	66
Grand Total	714	438	328	398	390	2268

SOURCE: School of Trades & Professional Services and GCC Fact Book-Volumes 1, 2, 3, & 4.

⁴⁴ The Early Childhood Education orientation program was piloted in January 2010 and began with 77 students. This program was only offered to George Washington High School students because of its proximity to the GCC campus.

Secondary: Completers (SY2008 to SY2011)

Certificate of Mastery (SY 2008 to SY 2011)

CERTIFICATE OF MASTERY	SY 2007-2008	SY 2008-2009	SY 2009-2010	SY 2010-2011	GRAND TOTAL
George Washington High School	24	23	23	13	83
John F. Kennedy High School	33	24	39	23	119
Okkodo High School	*	7	10	21	38
Simon Sanchez High School	31	14	18	21	84
Southern High School	10	1	3	2	16
Grand Total	98	69	93	80	340

Certificate of Completion (SY 2008 to SY 2011)

CERTIFICATE OF COMPLETION	SY 2007-2008	SY 2008-2009	SY 2009- 2010	SY 2010-2011	GRAND TOTAL
George Washington High School	105	100	103	72	380
John F. Kennedy High School	53	56	68	38	215
Okkodo High School	*	23	24	10	57
Simon Sanchez High School	25	50	47	60	182
Southern High School	62	79	55	51	247
Grand Total	245	308	297	231	1081

Overall Completion (SY 2008 to SY 2011)

Academic Year	Certificate of Mastery	Certificate of Completion	Total
SY2007-2008	98	245	343
SY2008-2009	69	308	377
SY2009-2010	93	297	390
SY2010-2011	80	231	311
Total	340	1081	1421

*Okkodo High School opened its doors in August 2008.

SOURCE: School of Trades & Professional Services and GCC Fact Book-Volumes 1, 2, 3, & 4.

AY 2010-2011 Fact Book**Continuing Education and Workforce Development****Overall Enrollment (2005 to 2011)**

Quarterly Period (based on Fiscal Year)	2005-2006	2006-2007	2007-2008	2008-2009	2009-2010	2010-2011
1st Quarter (October – December)	1766	1932	2074	2400	2668	2416
2nd Quarter (January – March)	1814	1632	3549	3309	2797	3221
3rd Quarter (April – June)	2554	2033	2080	2527	2954	2735
4th Quarter (July – September)	2894	2230	2711	2441	2631	*
GRAND TOTAL	9028	7827	10414	10677	11050	8372

*Note: Not completed yet, as of this publication.

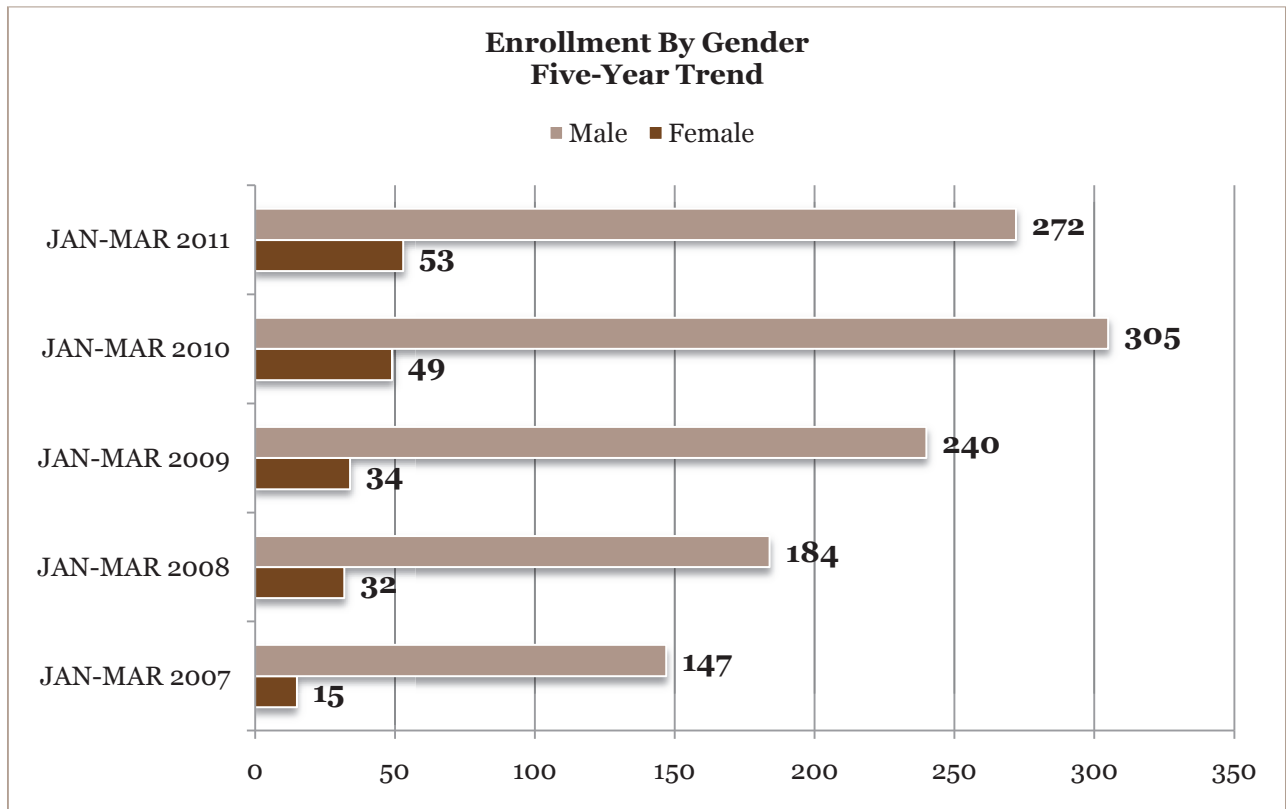
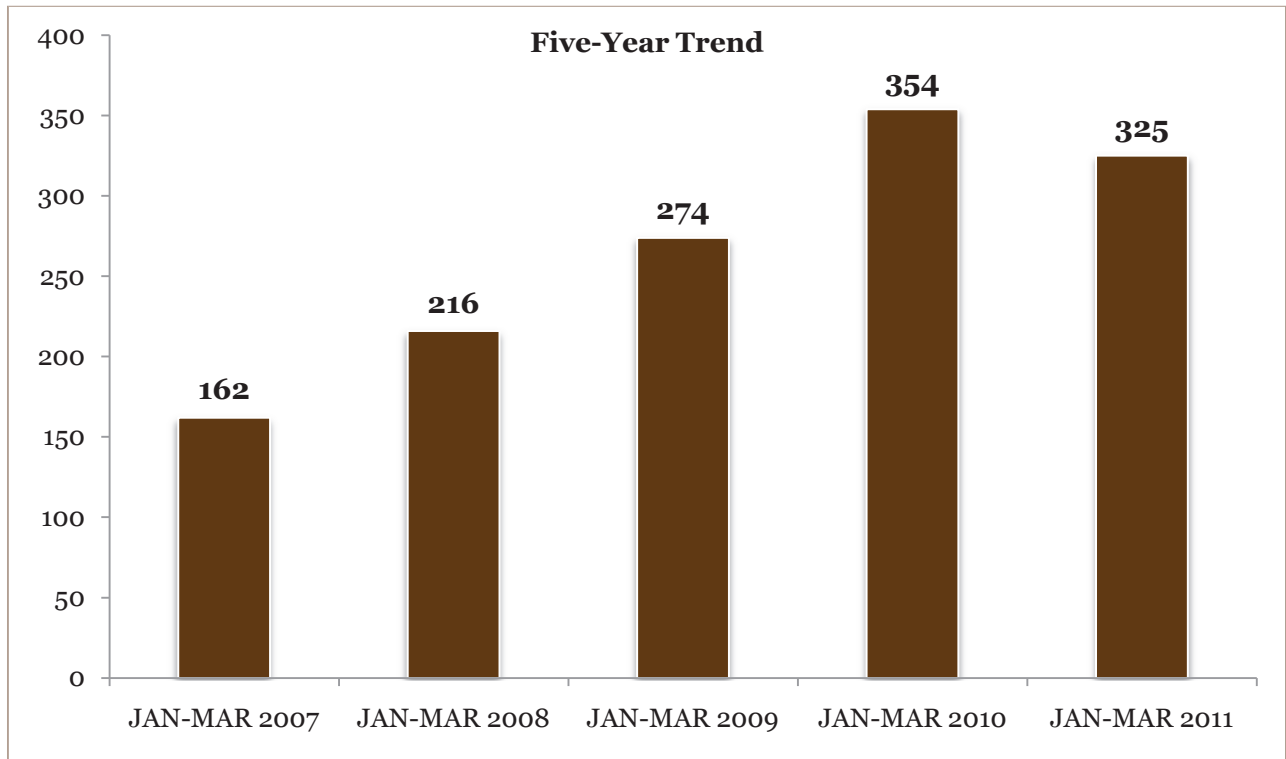
Enrollment in Continuing Education (CE) Activities (2005 to 2011)

CONTINUING EDUCATION	2005-2006	2006-2007	2007-2008	2008-2009	2009-2010	2010-2011
Postsecondary credit offerings	1896	505	2074	1242	1816	1350
Non-Credit offerings (CEUs)	6500	6835	3549	9066	8396	6660
Graduate Credit offerings⁴⁵	632	244	2080	217	130	8
Prometric, HOST & Pan Testing (Online)	0	243	2711	152	708	354
GRAND TOTAL	9028	7827	10414	10677	11050	8372

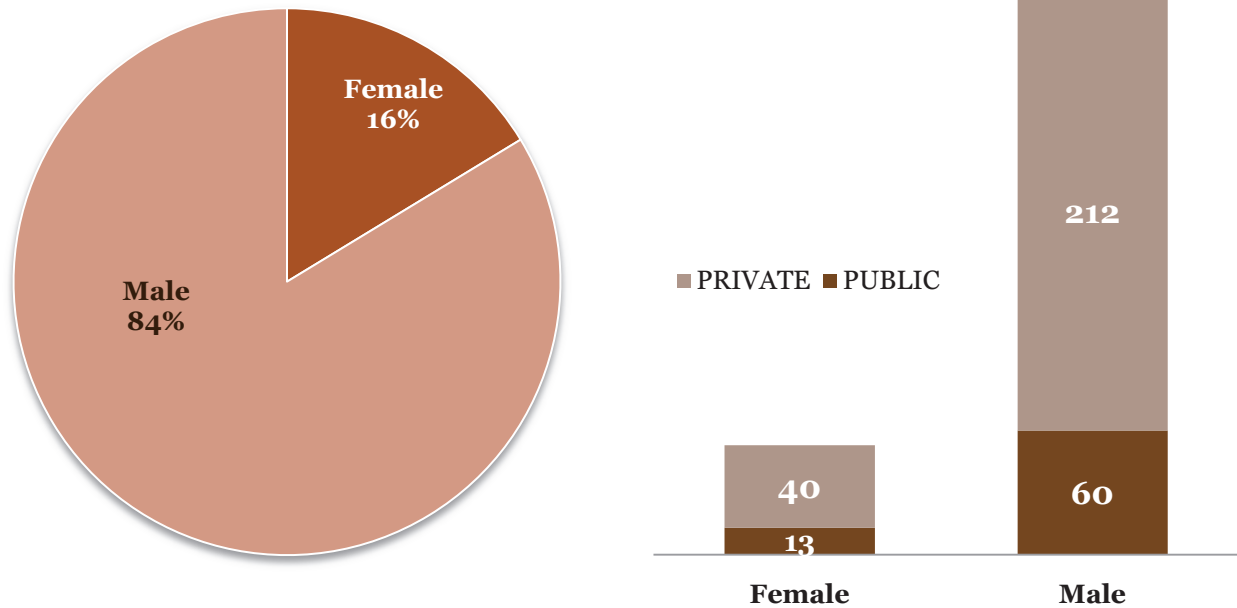
SOURCE: Board Of Trustees Quarterly Reports, Continuing Education and Workforce Development Office, and GCC Fact Book-Volumes 1, 2, 3, & 4.

⁴⁵ Teacher re-certification & re-classification in partnership with the University of Guam and the University of San Diego. For 2010-2011, teacher re-certification and re-classification enrollment was solely with the University of Guam.

Apprenticeship: Enrollment (January-March)



SOURCE: Apprenticeship Office and GCC Fact Book-Volumes 1, 2, 3, & 4.

AY 2010-2011 Fact Book**Apprenticeship: Total Population (January – March 2011)****Enrollment by Gender (January – March 2011)⁴⁶**

ENROLLMENT	Female	Male	Total
Total	53	272	325

Enrollment (January – March 2011)

Apprentices	Female	Male	Total
PUBLIC	13	60	73
PRIVATE	40	212	252
Total	53	272	325

Public Sector Apprentices (January – March 2011)

PUBLIC SECTOR APPRENTICES	Female	Male	Total
Department of Education	0	9	9
Department of Land Management	4	11	15
Department of Public Works	0	2	2
Department of Administration	0	5	5
Guam Police Department	6	15	21
Guam Power Authority	0	5	5
Guam Waterworks Authority	0	5	5
Judiciary of Guam	0	4	4
Port Authority of Guam	3	4	7
Total	13	60	73

SOURCE: Apprenticeship Office and GCC Fact Book-Volumes 1, 2, 3, & 4.

⁴⁶ Apprenticeship Office, Third Quarter Report (Report as of January to March 2011)



Apprenticeship: Private Sector Apprentices

Private Sector Businesses/Corporations	Female	Male	Total
3V's Graphic Design	2	0	2
Advance Electrical Services	0	1	1
Atkins Kroll	2	11	13
B.Q. Fire Sprinklers	0	0	0
Barrett Plumbing	2	1	3
Bestsellers Inc.	1	0	1
Cabuhat Tech Services	0	1	1
Cars Plus	0	5	5
Core Tech Int'l	1	3	4
Duenas, Camacho	0	2	2
DZSP 21	1	20	21
Emergency Power	0	4	4
F.A.C.S Incorporated	0	3	3
Fiesta Rssort	0	2	2
G4S Security Systems	0	8	8
G.S. Villaflores	0	0	0
Guam Contractors Association	0	30	30
Guam Plaza	0	1	1
Guam Shipyard	1	11	12
Gulf Copper	2	4	6
GTA TeleGuam	11	47	58
Hawaiian Rock Products	1	10	11
Hilton Guam	3	0	3
Hard Rock Café	0	0	0
Hotel Nikko	0	0	0
Hyatt Regency Guam	4	4	8
Infant of Prague	3	0	3
Ironwood Estates	0	4	4
Ironwood Manor	0	2	2
J&B Modern Technician	0	0	0
Lam Lam Tours	0	5	5
Medler's	0	0	0
Mid Pac Far East	0	3	3
Next Generation	0	0	0
NCSTAMS	0	0	0
Nippo Corporation	0	2	2
Nissan Guam	0	1	1
Onward Mangilao Golf	0	0	0
Outrigger Guam	0	1	1
Orion Construction	0	2	2
Pacific Island Club	0	1	1
Perez Bros.	0	3	3
PMT Guam Corporation	1	0	1
Prestige Automobile	0	0	0
P.R. Balagtas	0	1	1
Red Stone International	0	3	3
Sheraton Hotel	0	1	1
Sweet Relief (PROA)	0	0	0
Sumitomo Mitsui	0	2	2
TG Engineers	0	6	6
TLC Day Care	0	0	0
Two Lover's Point	1	0	1
United Tire Services	0	3	3
Universal Tire Supply	0	0	0
V.P. Olivares	1	1	2
W.B. Flores & Company	2	3	5
Westin Resort	1	0	1
Private Sector Apprentices Total⁴⁷	40	212	252

SOURCE: Apprenticeship Office and GCC Fact Book-Volumes 1, 2, 3, & 4.

⁴⁷ Apprenticeship Office, Third Quarter Report (Report as of January to March 2011)

AY 2010-2011 Fact Book

Adult Education: Enrollment and Completion By Program

Adult Basic Education (ABE): Five-Year Trend

ABE	FALL 2006	FALL 2007	FALL2008	FALL2009	FALL2010	Total
ENROLLED	604	593	724	382	267	2570
COMPLETERS	235	271	204	128	79	917

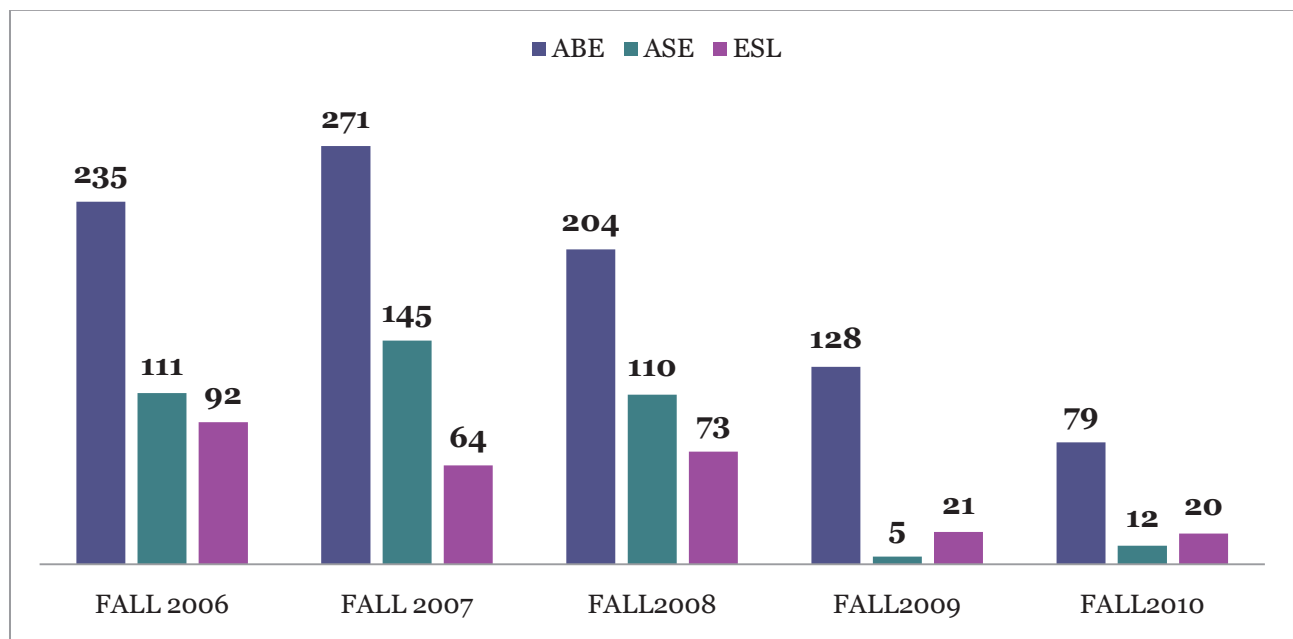
Adult Secondary Education (ASE): Five-Year Trend

ASE	FALL 2006	FALL 2007	FALL2008	FALL2009	FALL2010	Total
ENROLLED	327	365	306	166	22	1186
COMPLETERS	111	145	110	5	12	383

English as a Second Language (ESL): Five-Year Trend


ESL	FALL 2006	FALL 2007	FALL2008	FALL2009	FALL2010	Total
ENROLLED	182	121	124	85	41	553
COMPLETERS	92	64	73	21	20	270

Adult Education Completers⁴⁸



SOURCE: WIA, Title II, Consolidated Annual Report.

⁴⁸ An Adult Education program completer is a student who has completed a level of competency. The population consists of students who have completed a level of competency, those who have separated from the program, and those who continue to remain in the same program.

**Adult Education: Enrollment (Fall 2010)****Population By Age (Fall 2010)**

By Age	16-18	19-24	25-44	45-59	60+	Total
Adult Basic Education (ABE)	56	98	93	16	4	267
Adult Secondary Education (ASE)	3	8	10	1	0	22
English-as-a-Second Language (ESL)	0	4	20	13	4	41
Total	59	110	123	30	8	330

Population By Age, Gender and Ethnicity (Fall 2010)

Age Group	American Indian or Alaska Native		Asian		Black or African American		Hispanic or Latino		Native Hawaiian or Other Pacific Islander		White		Two or more races		Total
	M	F	M	F	M	F	M	F	M	F	M	F	M	F	
16 - 18	0	0	0	0	1	0	0	0	30	26	1	1	0	0	59
19 - 24	0	0	3	1	0	0	0	0	44	57	0	0	1	4	110
25 - 44	0	0	5	18	0	2	0	0	39	55	0	1	2	1	123
45 - 59	0	0	0	14	0	0	0	0	5	8	1	0	2	0	30
60 and Older	0	0	1	2	0	0	0	0	1	3	0	1	0	0	8
Total	0	0	9	35	1	2	0	0	119	149	2	3	5	5	330

Total Enrollment and Hours (Fall 2010)

Adult Education	Total Enrolled	Total Hours
ABE	267	17,207
ASE	22	634
ESL	41	2,693
Total	330	20,534

SOURCE: Planning and Development Office and GCC Fact Book-Volumes 1, 2, 3, & 4.

AY 2010-2011 Fact Book

Employees

Full-Time Employees: Five-Year Trend

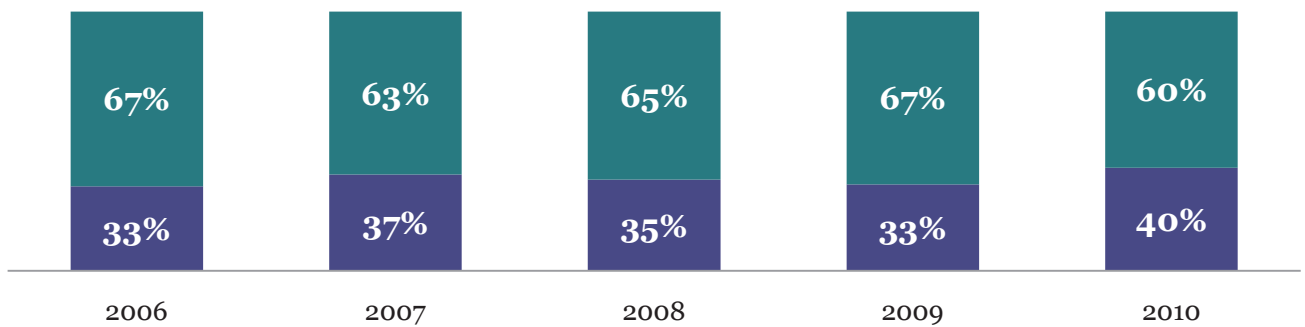
EMPLOYEE CLASSIFICATION	2006	2007	2008	2009	2010
STAFF	85	84	83	80	103
ADMINISTRATORS	32	34	36	35	23
FACULTY	95	100	165	108	112
FULL-TIME EMPLOYEE TOTALS	212	218	284	223	238

Faculty: Five-Year Trend

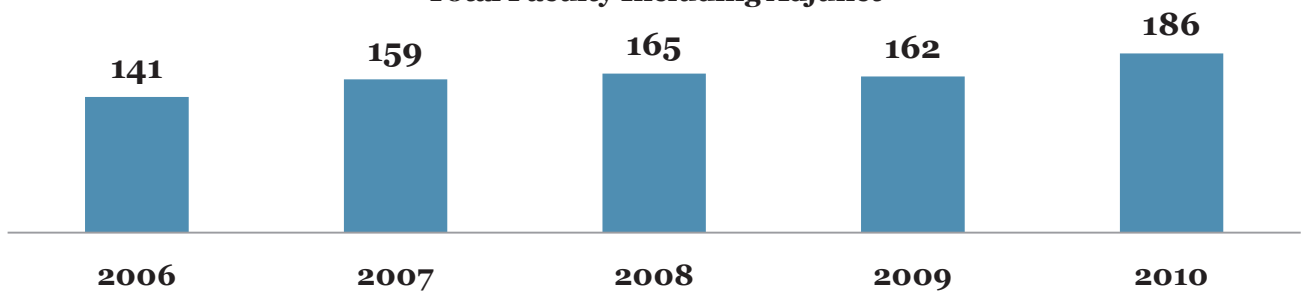
FACULTY	2006	2007	2008	2009	2010
PROFESSOR	3	3	4	5	5
ASSOC. PROFESSOR	14	0	15	15	19
ASSIST. PROFESSOR	31	45	32	29	26
INSTRUCTOR	30	34	32	36	41
ASSIST. INSTRUCTOR	17	18	24	23	21
ADJUNCT FACULTY	46	59	58	54	74
Total	141	159	165	162	186

Faculty Percentages: Five-Year Trend

■ ADJUNCT ■ FULL-TIME FACULTY

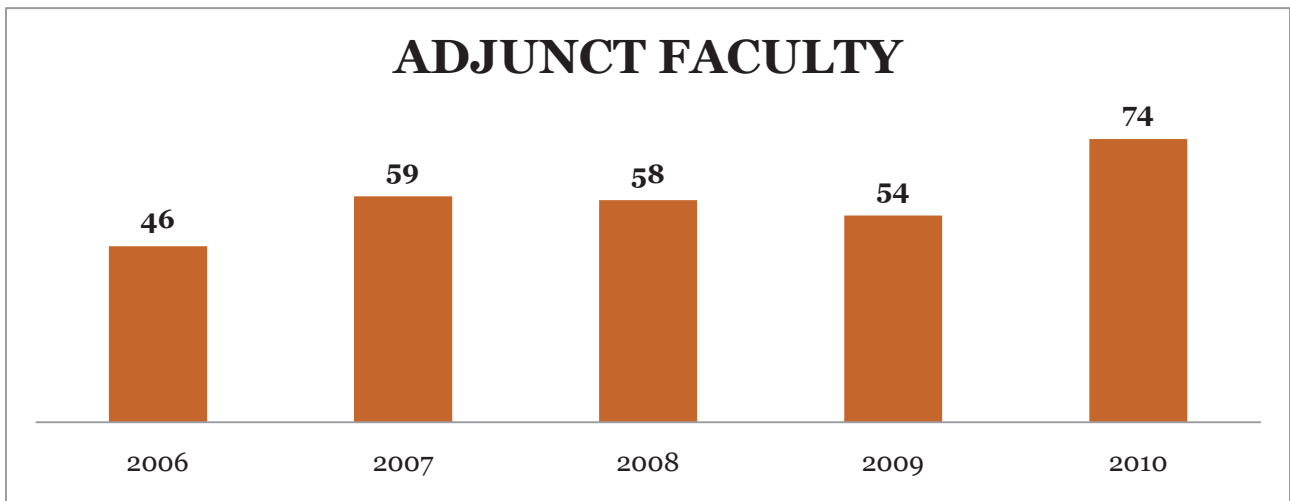
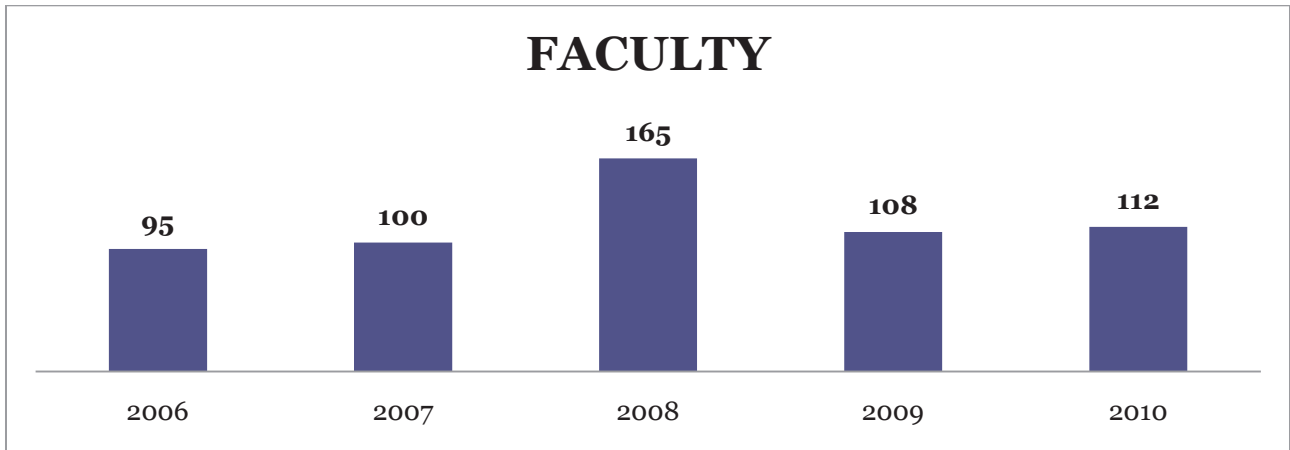
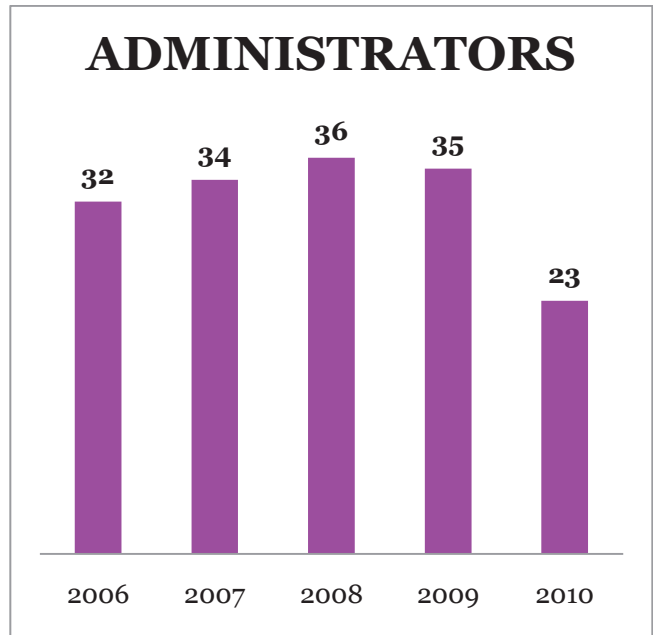
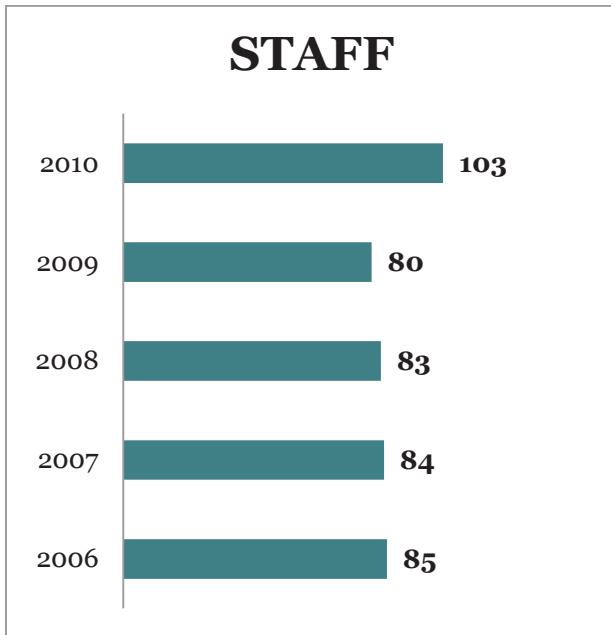


Total Faculty Including Adjunct





EMPLOYEES: By Classification (Five-Year Trend)



SOURCE: Human Resources Office and GCC Fact Book-Volumes 1, 2, 3, & 4.

AY 2010-2011 Fact Book**FINANCE****REVENUES: Five-Year Trend**

Revenues	2006	2007	2008	2009	2010
Tuition and Fees	2,764,582	3,105,694	3,952,260	4,251,513	5,169,468
Government of Guam appropriations	11,144,198	14,142,196	15,304,555	15,699,994	16,515,627
Federal grants and contracts	5,784,799	6,372,562	7,489,751	8,132,607	9,904,297
Government of Guam grants and contracts/agency	1,311,007	485,458	307,685	1,027,969	450,828
Sales and services of auxiliary enterprises	604,369	610,270	723,302	894,288	998,917
Contracted educational services	1,253,697	595,279	667,140	808,942	1,094,154
Other sources	1,168,742	416,503	283,518	841,454	1,745,751
Capital contributions	-	-	-	943,000	2,299,383
Grand Total	24,031,394	25,727,962	28,728,211	32,599,767	38,178,425

EXPENDITURES: Five-Year Trend

Expenditures	2006	2007	2008	2009	2010
Instruction	7,598,361	8,266,302	7,810,094	9,026,690	9,785,138
Planning	612,973	957,201	864,478	1,237,262	1,000,935
Academic Support	1,376,854	1,296,771	1,448,476	2,899,631	1,845,400
Student Services	3,072,433	2,880,857	2,865,708	2,403,225	2,954,682
Institutional support	3,319,193	5,613,324	4,507,330	3,485,428	3,812,498
Operation and maintenance of plant	2,374,214	1,716,858	1,721,096	1,860,479	2,169,211
Scholarship and fellowship	2,902,298	2,973,429	2,949,222	3,539,830	4,931,138
Depreciation	800,153	938,341	1,289,265	1,138,762	1,187,981
Other	743,532	736,219	1,032,356	1,070,737	2,691,166
Grand Total	22,800,011	25,379,302	24,488,025	26,662,044	30,378,149

FINANCIAL AID: Five-Year Trend

Financial Aid	2006	2007	2008	2009	2010
Federal Pell Grant Program	2,658,378	2,705,128	2,647,547	3,215,702	4,594,733
Federal Supplemental Education Opportunity Grant	43,400	56,747	59,130	48,348	58,505
Federal Work Study Program	80,229	75,030	69,493	68,633	68,683
TOTALS	2,782,007	2,836,905	2,776,170	3,332,683	4,721,921

SOURCE: Finance and Administration Office Audited Financial Reports.

FINANCE: Federal Assistance-Expenditures (Five-Year Trend)

Federal Grantor/ Agency	Federal Program Title	2006	2007	2008	2009	2010
U.S. DOE	Adult Education - State Grant Programs	414,947	479,719*	336,185	374,722	259,466
U.S. DOE	Supplemental Education Opportunity Grant	43,400*	56,747	59,130	48,348*	58,505*
U.S. DOE	Higher Education - Institution Aid		176,500*	176,995	429,049	278,974
U.S. DOE	Federal Work Study Program	80,229*	75,030	69,493	68,633*	68,683*
U.S. DOE	TRIO - Student Support Services Program	274,432*	231,019	263,499*	246,234	252,947
U.S. DOE	TRIO - Talent Search	196,105*	173,231	4,695*		
U.S. DOE	TRIO - Upward Bound			176,982*	19,372	
U.S. DOE	Career Resource Network State Grant	75,459				
U.S. DOE	Career and Technical Education - Basic Grants to States	428,332*	381,156*	654,131	356,659	676,134
U.S. DOE	Career and Technical Education - Basic Grants to States				310,005*	
U.S. DOE	Federal Pell Grant Program	2,658,378*	2,705,128	2,647,547	3,215,702*	4,594,733*
U.S. DOE	Leveraging Educational Assistance Partnership					9,752*
U.S. DOE	Leveraging Educational Assistance Partnership					10,460*
U.S. DOE	College Access Challenge Grant Program				239,401*	282,474
U.S. DOE	Strengthening Minority-Serving Institutions				843	1,463,589*
U.S. DOE	Academic Competitive Grants		3,750			
U.S. DOE	Vocational Education-OEIS Grant		20,342			
U.S. DH&HS	Promote the Survival and Continuing Vitality of Native American Languages			114,655*	28,037	122,748
National Science Foundation	Education and Human Resources				3,500	6,794
Pass Through-GDOE	ARRA State Energy Program					226,396
Pass Through-GDOE	Career and Technical Education - Basic Grants to States					162,765
Pass Through-GDOE	ARRA State Fiscal Stabilization Fund (SFSF)-Government Services, Recovery Act					170,631*
Pass Through-GDOE	Consolidated Grants	294,369	242,849*	258,523	250,340	218,824
Pass Through-GDPH&SS	Basic/Core Area Health Education Centers					23,288
Pass Through-UOG	University of Guam-Corporation for National and Community Service					45,549
Pass Through-Guam DOL	ARRA WIA Youth Activities				937,909*	(2,651)
Pass Through-Guam DOL	WIA Pilots, Demonstrations, and Research Projects					182,662
GovGuam	Economic, Social, and Political Development of the Territories		184,824*	46,113	1,140,517*	469,407
GovGuam	Disaster Grants - Public Assistance (Presidentially Declared Disasters)			1,100,002*		
FEMA	Hazard Mitigation Grant	1,021,303	126,113			
Total Federal Assistance		5,486,954	4,856,408	5,907,950	7,669,271	9,582,130

* Denotes a major program as defined by OMB Circular A-133. The Schedule of Expenditures of Federal Awards is prepared on the accrual basis of accounting.

SOURCE: Finance and Administration Office Audited Financial Reports.



AY 2010-2011 Fact Book

TOTAL IMPACT

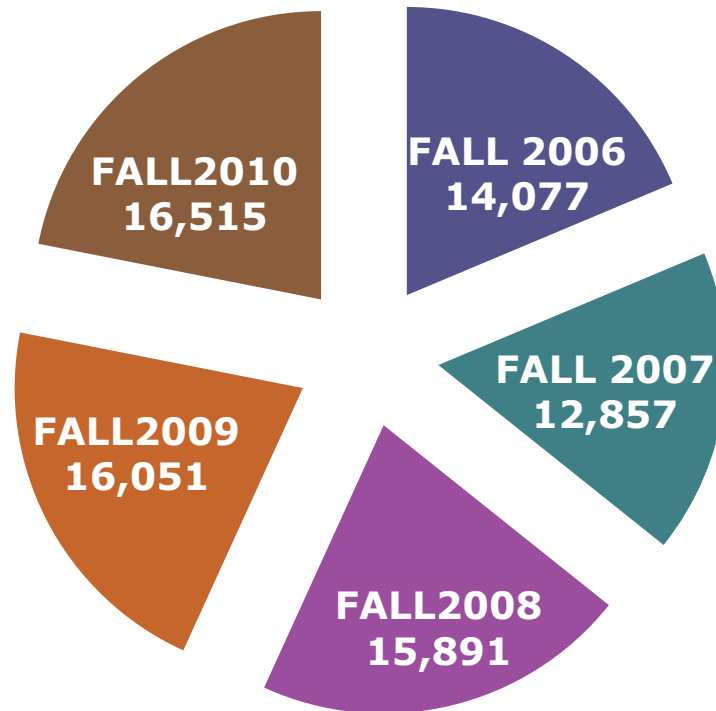
Total Students Served: Five-Year Trend

	FALL 2006	FALL 2007	FALL2008	FALL2009	FALL2010	Grand Total
Postsecondary	1,770	1,810	1,835	2,220	2,542	10,177
Secondary ⁴⁹	1,979	1,925	2,214	2,167	2,268	10,553
Apprenticeship	187	216	274	354	325	1,356
Adult Education ⁵⁰	1113	1079	1154	633	330	4,309
Continuing Education	9,028	7,827	10,414	10,677	11,050	48,996
GRAND TOTAL	14,077	12,857	15,891	16,051	16,515	75,391

COMMUNITY IMPACT IN NUMBERS

75,391

TOTAL STUDENTS SERVED IN FIVE YEARS



⁴⁹ SOURCE: School of Trades & Professional Services and GCC Fact Book-Volumes 1, 2, 3, & 4.

⁵⁰ SOURCE: WIA, Title II, Consolidated Annual Report



Guam Community College

Vision



GCC will continue to pioneer labor force development within the Western Pacific, best understanding and meeting the educational, career and technical training needs of the economy. It will be Guam's premier career and technical institution and finest secondary and post secondary basic educational institution serving the island's adult community. Its excellence will continue to be recognized because of its service to employers, employees and the community at large. (Institutional Strategic Master Plan, 2009-2014)

Mission

The mission of Guam Community College is to be a leader in career and technical workforce development by providing the highest quality education and job training in Micronesia.

Sinangan Misi3n

I misi3n i Kulehon Kumunid3't Gu3han, guiya i g3'hilo' i fina'che'cho' siha yan i kinahulo' i mamf3fa'che'cho' ya u na'gu3gu3ha nu i man3khilo' yan manmaolek na tiningo' yan fina'n3'guen cho'cho' siha gi iya Maikronisiha.

Board of Trustees Policy 100
Amended & Adopted: May 5, 2011
Re-examined & Adopted: February 9, 2011
Adopted: March 11, 2009
Amended & Adopted: September 5, 2008
Re-examined & Adopted: January 25, 2007
Re-examined & Adopted: February 9, 2005
First Adopted: September 19, 1990

Office of Assessment, Institutional Effectiveness & Research (AIER)

www.guamcc.edu/aier



This report was primarily written by Marlena O.P. Montague, Institutional Researcher, in consultation with Dr. Virginia Tudela, Assistant Director, Office of Assessment, Institutional Effectiveness & Research (AIER). Acknowledgment is also given to the various offices on campus which provided data for this report. Additionally, administrative assistance was provided by AIER staff Vangie Aguon, Priscilla Johns, and Joseph Benavente.



AIER would like to thank the Office of Communications and Promotions for this report's cover design.

