



FACTBOOK
2018/19 | Volume 13



Mandate

Guam Community College (GCC) is a multi-faceted public career and technical educational institution, created by the Community College Act of 1977 (as amended by P.L. 31-99 in 2011) to strengthen and consolidate career and technical education (CTE) on Guam. The College operates secondary and postsecondary CTE programs, adult and continuing education, community education, and short-term specialized training, supporting community and industry needs. These programs are delivered both on and off-campus, in satellite programs at Guam's public high schools and on site at businesses as needed. The College also serves as the State Agency for Career and Technical Education under the United States Vocational Education Act of 1946, 1963, and subsequent amendments. The College offers over 50 fields of study, and prepares students for entry-level employment in career and technical fields or transfer to four-year institutions of higher education. The College offers a variety of community service and special programs to prepare students for college experiences including English as a Second Language, Adult Basic Education, high school equivalency test preparation and testing, and the Adult High School Diploma program.

Accreditation

GCC is accredited by the Accrediting Commission for Community and Junior Colleges (ACCJC), Western Association of Schools and Colleges (WASC). It has been continuously accredited since 1979 by ACCJC/WASC. Documents confirming the accreditation of the College may be examined at the Office of the Vice President for Academic Affairs. The Registrar may also be contacted for further information regarding the review of accreditation documents.

GCC's application for the reaffirmation of its accreditation status by ACCJC was approved for a full seven years-the maximum period allowable. On June 13, 2018, the College received notice from ACCJC of its action to reaffirm accreditation.





We Serve You

Vision

Guam Community College will be the premier educational institution for providing globally recognized education and workforce development program.

Mission

Guam Community College is a leader in career and technical workforce development, providing the highest quality, student-centered education and job training for Micronesia.

Core Values

**Diversity
Accountability
Service
Integrity
Learning-Centered
Student-Focused**



Officers of the College

President

Mary A.Y. Okada, Ed.D.

Vice President for Academic Affairs

R. Ray D. Somera, Ph.D.

Vice President for Finance & Administration

Carmen K. Santos, C.P.A.

School of Trades & Professional Services

Dean, Virginia C. Tudela, Ph.D.

Associate Dean, Elizabeth Diego, Ph.D.

Associate Dean, Pilar Perez Williams

School of Technology & Student Services

Dean, Michael L. Chan, Ed.D.

Associate Dean, R. Gary Hartz

Adjunct Associate Dean, Trisha Unten, Ph.D.

Foundation Board of Governors

Chairperson

Lorraine S. Okada

Vice Chairperson

Gerard A. Cruz

Secretary

James A. Martinez

Treasurer

Josephine L. Mariano

Members

Eduardo R. Ilao

Annmarie Muna

Eloy S. Lizama

Carline B. Bukikosa

Narlin C. Manalo

Ex-Officio Member

Frank P. Arriola

CEO/President

Mary A.Y. Okada, Ed.D.

Board of Trustees

Chairperson

Frank P. Arriola

Vice Chairperson

Richard P. Sablan

Secretary

Gina Y. Ramos

Treasurer

Eloy P. Hara

Members

Deborah C. Belanger

Carlo Leon Guerrero

Student Member

May Ann "MJ" Aloit

Faculty Advisory Member

Frederick Tupaz

Support Staff Advisory Member

Kenneth C. Bautista

CEO/President

Mary A.Y. Okada, Ed.D.

Faculty Senate (AY 2018-19)

President

Joachim P. Roberto

Staff Senate (AY 2018-19)

President

Tasi Marina B. Mafnas

Vice President

Joanne Blas

Secretary/Treasurer

Tamara Hiura

Representatives at Large

Jaclyn Quan Pereda
Stephanie Fernandez
Marilyn Concepcion
Roma Okada
Esther Castro
Tishawanna Smith

Council on Postsecondary Student Affairs (AY 2018-19)

President

Joshua Perez

Vice President

Megann Rojas

Secretary

Anntashamonique L. Fejeran

Treasurer

Victoria E. Davis

Parliamentarian

Daphne P. Balansay


Public Relations Officer

Raymond Fernandez

Social Media Officer

Joyrena Nachuo

We are here to serve you.



Faculty & Facilities



Faculty

College faculty are well-qualified by their education, experience and industry certifications to instruct courses that prepare students for careers in the current workforce. Credentials of each faculty member are found in the Governing Board and Administration section of the 2018-2019 student catalog published in both print and online formats.

Facilities

GCC is located centrally in the village of Mangilao on a 32.75-acre campus. Since 2009, several major capital improvement projects to expand and improve GCC's facilities occurred, including the construction of three new buildings and the renovation of three existing ones.

Campus Expansion

Building 100: GCC plans to cut the ribbon and open the newly renovated and expanded Building 100 in 2019. The \$4.8 M project is funded through a U.S.D.A. Community Facility Direct loan and the GCC Board of Trustees Capital Improvements Fund. The new two-story concrete structure with Leadership in Energy and Environmental Design (LEED) features will house GCC's Criminal Justice Program and connect to Building E, which was awarded LEED Gold certification in June 2016.

Building 300: GCC broke ground for the renovation of Building 300, which will provide GCC with an updated and larger Multipurpose Auditorium, on April 25, 2018. It is the third of GCC's old Butler buildings to undergo renovation in the past five years, and the seventh new or renovated structure on the campus since 2009. A \$1.19 M Hazard Mitigation Grant from the Federal Emergency Management Agency is helping to ease the cost of the \$4.45 M project; the rest is being provided by GCC Board of Trustees Capital Projects Fund. The renovated 12,500 square foot single story concrete structure will also provide walkway canopies and sustainability features for LEED certification.

Future Plans

Plans for the renovation of the Gregorio D. Perez Crime Lab extension and GCC classroom are currently progressing and GCC expects to start construction of this project in 2019.



STUDENTS FIRST

MISSION ALWAYS

Programs in Guam Department of Education High Schools

Automotive: Collision Repair and
Refinishing Technology
Automotive Services Technology
Construction Trades: AutoCAD
Construction Trades: Carpentry
Early Childhood Education
Electronics Technology
Health Careers and Sciences
Marketing
Tourism: Lodging Management Program
Tourism: Prostart (Culinary)
Visual Communications

Continuing Education and Lifelong Learning

Various Non-Credit Courses
for Enrichment

GCC Career & Technical Education

High School Equivalency

Adult High School

Associate of Arts

Culinary Arts
Education
Liberal Studies

Associate of Science

Accounting
Automotive Service Technology-
General Service Technician
Automotive Service Technology
Master Service Technician
Civil Engineering Technology
Computer Networking
Computer Science
Criminal Justice
Early Childhood Education
Emergency Management
Food & Beverage Management
Human Services
International Hotel Management
Marketing
Medical Assisting
Office Technology
Pre-architectural Drafting
Supervision and Management
Surveying Technology
Tourism and Travel Management
Visual Communications

Certificate

Automotive Service Technology
Computer Aided Design and Drafting
Computer Science
Construction Technology
Criminal Justice
Early Childhood Education
Education
Emergency Management
Environmental Technician
Family Services
Fire Science Technology
Medical Assisting
Medium/Heavy Truck Diesel Technology
Office Technology
Practical Nursing
Sign Language Interpreting
Supervision and Management
Surveying Technology

Apprenticeship

Air-Conditioning & Refrigeration
Mechanic
Auto Body Repairer
Automobile Mechanic
Boiler Operator
Carpenter
Cement Mason
Chief of Party
Child Care Development Specialist
Computer Operator
Computer Programmer
Construction Equipment Mechanic
Cook
Crime Scene Technician
Diesel Mechanic
Drafter, Civil
Drafter, Structural
Electrical Technician
Electrician
Electrician Meter Repairer
Electrician, Ship
Electronic Technician
Financial Management
Geospatial Specialist
Graphic Designer
Heating & Air Condition
Installer Servicicer
Heavy Mobile Equipment Mechanic
Instrument Technician
IT Generalist
Line Installer Repairer
Lineman
Machinist
Maintenance Building Repairer
Maintenance Mechanic
Office Manager/Administrative
Services
Pipefitter
Plumber
Power Plant Operator
Pump Servicicer
Relay Technician
Rigger
Sheet Metal Worker
Ship Fitter
Shipwright
Surveyor Assistant, Instrument
Telecommunication Technician
Treatment Plant Mechanic
Truck Driver, Heavy
Water Treatment Plant Operator
Wastewater Treatment Plant Operator
Welder



Campus Information

Center for Student Involvement

Leadership Development
Service Learning
Student Governance
Student Organizations

Educational Resources

Learning Resources Center/Library Services
Educational Services
(Accommodative services for students with disabilities)

Federal Student Aid

Pell Grant
Federal Work Study Program
Supplemental Education Opportunity Grant

Federal TRIO Programs

Project Aim

Health Services

Other Services

Food Services
Coffee Shop
Book Store
Student ID Cards

Reach for College (Hagu'i Kuleho Program)

State Agency for Career & Technical and Adult Education Programs on Guam

Student Services

Career Guidance & Counseling Services
Pre-enrollment Counseling

English & Mathematics Placement Test Advisement

Career Information & Guidance
Classroom Learning Yields Math &
English Readiness (CLYMER)

Student Rights Advocacy
Personal/social Counseling Services
Tutorial Services

Veterans Educational Benefits

Scholarships

American Association of University Women Education Foundation
Asian & Pacific Islander American Scholarship
Association of Government Accountants Guam Chapter
Businesswoman of the Year—First Hawaiian Bank & Guam Business Magazine
Chuuk State Scholarship
Federated States of Micronesia National Scholarship
Federation of Pangasinanses on Guam
Fonterra Cooperative Group Limited
GCC Foundation Scholarship Fund
Guam POST Society of American Military Engineers
Guam Society of America
Guam Community College Supervision & Management Department Scholarship
Guam Women's Chamber of Commerce
Guam Women's Club
John K. Lee, Jr. Memorial
Latte Training Academy Scholarship Award
Matson Scholarship
Micronesian Chefs Association
National Restaurant Association (NRA)
Pohnpei State Scholarship
QPT3 Familia Quichocho, Pangelinan, Taison/Talavera/Tenorio
SKAL Club of Guam Hospitality Industry
Soroptimist International of the Marianas Women's Opportunity Award
Taniguchi Ruth Makio Architects (TRMA) Scholarship
Take Care/GCC Allied Health
University of the Philippines Alumni Association of Guam (VPAG)
Western Visayas College
Yap State Scholarship

Fall 2018 Observations

Fall 2018 Enrollment by Residency

Over 95% of students are Guam residents.

Less than 2% of students are Compact of Free Association.

Residency	Count	Percent
Resident	1,990	95.8%
Compact of Free Association	30	1.4%
Military/Veteran	41	2.0%
International Student	10	0.5%
Non-resident	7	0.3%

Fall 2018 Enrollment by Degree/Certificate

Over 90% of students are seeking an associate's degree, while the remainder are seeking a certificate.

About 70% of students who declared in a program are seeking an Associate of Science degree.

Degree/Certificate	Count	Percent
Associate of Arts	331	21.4%
Associate of Science	1,100	71.2%
Certificate	114	7.4%

Fall 2018 Enrollment by Educational Goal

About 75% of students desire to earn an associate's degree.

Only 6% wish to earn a bachelor's degree after earning an associate's degree.

Other student goals include Journey Worker certificate (5%); complete adult high school (3%); and earn GED® (3%).

Educational Goal	Count	Percent
Earn A.A. or A.S.	1,432	73.6%
Earn Bachelor's after A.A./A.S.	119	6.1%
Earn Journey Worker Certificate	101	5.2%
Complete Adult High School	61	3.1%
Earn GED	60	3.1%

Fall 2018 Enrollment by GDOE High School

Nearly 70% of students enrolled at the College are graduates of Guam Department of Education (GDOE) high schools.

About 15% of students are 2018 high school graduates, 80% of whom are graduates from GDOE high schools.

GDOE High School	Count	Percent
George Washington	358	17.2%
John F. Kennedy	338	16.3%
Okkodo High School	223	10.7%
Simon Sanchez High School	310	14.9%
Southern High School	142	6.8%
Tiyan High School	82	3.9%
2018 Graduates, January to July		
George Washington High School	37	15.2%
John F. Kennedy High School	51	20.9%
Okkodo High School	45	18.4%
Simon Sanchez High School	44	18.0%
Southern High School	20	8.2%
Tiyan High School	16	6.6%

Fall 2018 Enrollment by Primary Ethnicity

The Asian or Pacific Islander (API) ethnicity category represents 94% of the enrolled student population.

Primary Ethnicity Category	Count	Percent
Asian or Pacific Islander (API)	1957	94.2%
White Non-Hispanic	43	2.1%
Black Non-Hispanic	22	1.1%
Hispanic	7	.3%
Am. Indian or Alaskan Native	5	.2%
Other	3	.1%
Not Reported	41	2.0%

Fall 2018 Enrollment by Age

Approximately two-thirds of GCC students are ages 25 and below.

Age	Count	Percent
25 and below	1,280	61.6%
26-30	207	10.0%
31-40	308	14.8%
41-50	157	7.6%
51+	126	6.0%

Fall 2018 Enrollment by Gender

Majority of the student population are females.

Gender	Count	Percent
Female	1148	55.2%
Male	930	44.8%

Fall 2018 Enrollment by Time Status

The part-time student population represents more than half of the student population.

Time-Status	Count	Percent
Part-time	1145	55%
Full-time	933	45%

Fall 2018 Veteran Enrollment


The total enrollment of Veterans is 202, or about 10% of the entire postsecondary student population.

Most enrolled Veterans are part of Chapter 33 (Post 9/11 benefits).

Chapter	Count
30	1
31	13
33	158
35	28
1606	2
1607	0

Program Enrollment

	Fall 2018			Spring 2019		
	Female	Male	Total	Female	Male	Total
Associate of Arts programs	208	123	331	163	108	271
Culinary Arts	45	43	88	37	39	76
Education	67	34	101	57	23	80
Liberal Studies	96	46	142	69	46	115
Associate of Science programs	647	453	1,100	644	417	1,061
Accounting	63	27	90	59	23	82
Automotive Service Technology – General Service Technician	5	56	61	5	47	52
Automotive Service Technology – Master Service Technician	1	7	8	1	13	14
Civil Engineering Technology	2	15	17	2	11	13
Computer Networking	11	55	66	11	58	69
Computer Science	15	47	62	13	38	51
Criminal Justice	58	89	147	56	77	133
Early Childhood Education	120	4	124	120	4	124
Emergency Management	0	1	1	0	2	2
Foodservice Management ⁱ	4	6	10	4	7	11
Hotel Operations and Management ⁱⁱ	8	2	10	1	0	1
Human Services	29	9	38	33	4	37
International Hotel Management	6	2	8	10	4	14
Marketing	51	23	74	53	25	78
Medical Assisting	132	26	158	125	28	153
Office Technology	8	5	13	8	6	14
Pre-Architectural Draft	7	6	13	7	4	11
Supervision & Management	34	12	46	36	14	50
Surveying Technology	0	1	1	0	0	0
Tourism & Travel Management	70	15	85	75	9	84
Visual Communications	23	45	68	25	43	68
Certificate programs	36	77	113	43	71	114
Automotive Service Technology – General Service Technician	1	8	9	1	5	6
Automotive Service Technology – Master Service Technician	0	2	2	0	3	3
Computer Aided Design & Drafting	4	2	6	1	3	4
Computer Science	2	0	2	2	0	2
Construction Technology	1	40	41	8	38	46
Criminal Justice	8	15	23	9	9	18
Early Childhood Education	3	0	3	6	0	6
Education	2	1	3	2	1	3
Emergency Management	0	4	4	0	2	2
Environmental Technology	2	1	3	2	1	3
Family Services	4	1	5	7	1	8
Fire Science Technology	0	0	0	0	0	0
Medical Assisting	7	1	8	4	1	5
Medium/Heavy Truck Diesel	0	0	0	0	1	1
Office Technology	1	1	2	0	4	4
Practical Nursing ⁱⁱⁱ	0	0	0	0	0	0
Sign Lang Interpreting	1	1	2	1	1	2
Surveying Technology	0	0	0	0	1	1
Other	257	277	534	205	223	428
Industry Certification in Cosmetology	13	5	18	14	4	18
Nursing Assisting Industry Certification	1	0	1	1	0	1
Undeclared	137	147	284	113	105	218
Journeyworker Certificate	43	66	109	32	67	99
Adult High School Diploma Program	63	59	122	45	47	92
Grand Total	1,148	930	2,078	1,055	819	1,874



- i. Formerly AS in Food & Beverage Management. Program revamped in December of 2017
- ii. Program revamped in April of 2016 with a new title-AS in International Hotel Management; however, one student remains continuously enrolled.
- iii. Program revamped during AY 2018-19.

Awards Conferred

	AY 2017-2018		
	Female	Male	Total
Associate of Arts programs	57	20	77
Culinary Arts	10	6	16
Education	27	7	34
Liberal Studies	20	7	27
Associate of Science programs	132	69	201
Accounting	13	6	19
Automotive Service Technology – General Service Technician	0	2	2
Automotive Service Technology – Master Service Technician	0	3	3
Civil Engineering Technology	0	1	1
Computer Networking	2	11	13
Computer Science	2	10	12
Criminal Justice	11	5	16
Early Childhood Education	30	3	33
Emergency Management	0	0	0
Foodservice Management	1	1	2
Hotel Operations and Management	6	2	8
Human Services	7	3	10
International Hotel Management	0	0	0
Marketing	10	6	16
Medical Assisting	11	1	12
Office Technology	3	0	3
Pre-Architectural Draft	1	1	2
Supervision & Management	9	3	12
Surveying Technology	0	0	0
Tourism & Travel Management	16	3	19
Visual Communications	10	8	18

	AY 2017-2018		
	Female	Male	Total
Certificate programs	63	31	94
Automotive Service Technology – General Service Technician	0	0	0
Automotive Service Technology – Master Service Technician	0	1	1
Computer Aided Design & Drafting	1	0	1
Computer Science	0	1	1
Construction Technology	0	4	4
Criminal Justice	13	18	31
Early Childhood Education	17	1	18
Education	0	0	0
Emergency Management	0	0	0
Environmental Technology	0	0	0
Family Services	3	0	3
Fire Science Technology	0	0	0
Medical Assisting	12	1	13
Medium/Heavy Truck Diesel	0	0	0
Office Technology	0	0	0
Practical Nursing	12	5	17
Pre-Nursing	3	0	3
Sign Lang Interpreting	0	0	0
Supervision & Management	2	0	2
Surveying Technology	0	0	0

	AY 2017-2018		
	Female	Male	Total
Other	38	53	91
Industry Certification in Cosmetology	0	0	0
Nursing Assisting Industry Certification	2	2	4
Journeyworker Certificate	7	13	20
Adult High School Diploma Program	29	38	67

	AY 2017-2018		
	Female	Male	Total
Grand Total	290	173	463



Retention Rate

- The Fall to Fall retention rate is the percentage of students enrolled in two consecutive fall semesters. The Spring to Spring retention rate is the percentage of students enrolled in two consecutive spring semesters.
- The Fall 2017 to Fall 2018 retention rate (50%) dropped 8% since Fall 2013 to Fall 2014 (58%).
- The Spring 2018 to Spring 2019 (50%) retention rate also dropped 8% since Spring 2014 to Spring 2015 (58%).

Fall		Fall	Rate
2013	to	2014	58%
2015	to	2015	58%
2015	to	2016	58%
2016	to	2017	49%
2017	to	2018	50%

Spring		Spring	Rate
2014	to	2015	58%
2015	to	2016	55%
2016	to	2017	50%
2017	to	2018	48%
2018	to	2019	50%

Persistence Rate

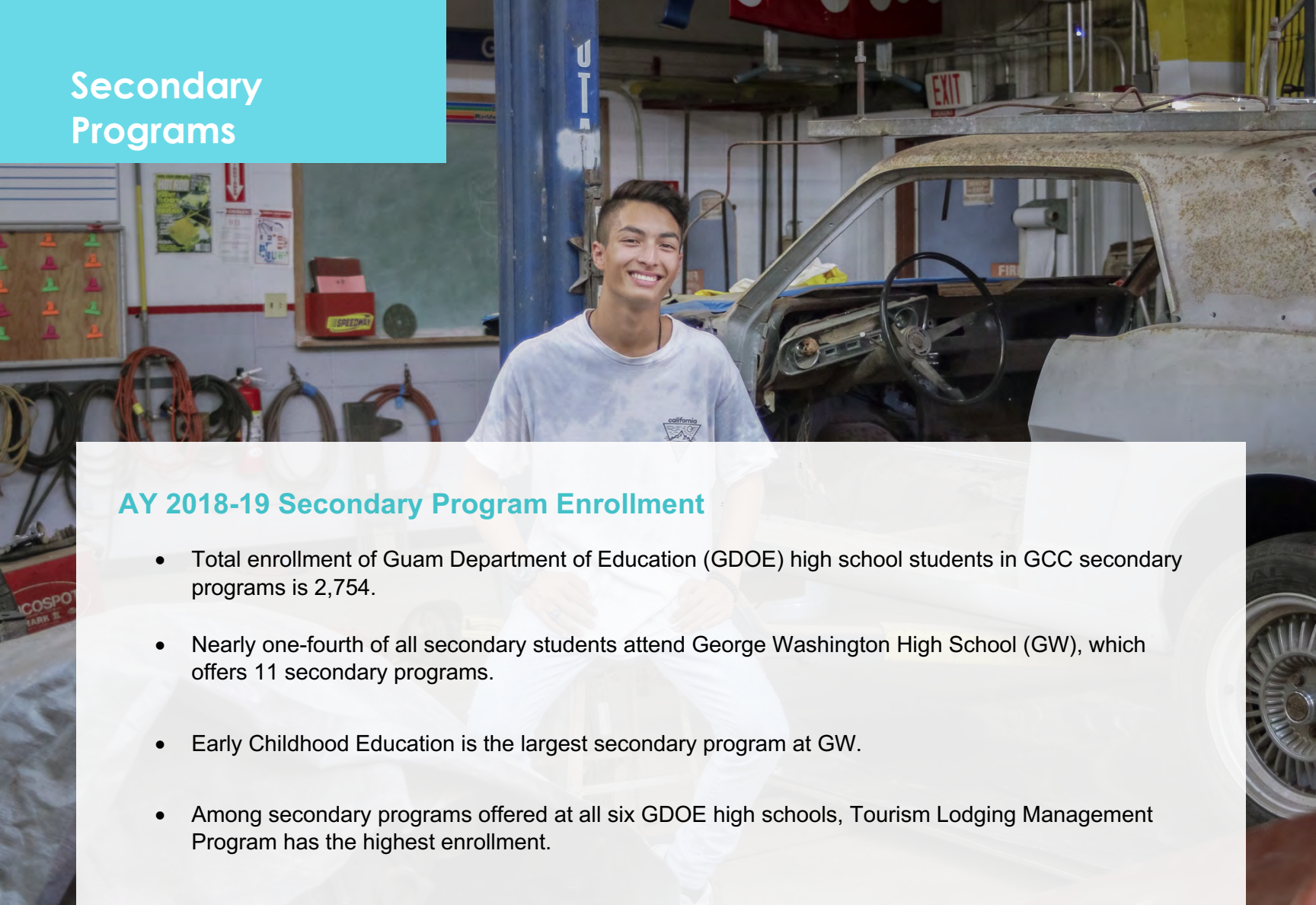
- The Fall to Spring persistence rate is the percentage of students enrolled in the fall semester and the following spring semester. The Spring to Fall persistence rate is the percentage of students enrolled in the spring semester and the upcoming fall semester.
- The Fall 2018 to Spring 2019 persistence rate (77%) is the highest compared to the last five years.
- The Spring 2018 to Fall 2018 persistence rate is the lowest compared to the last five years.

Fall		Spring	Rate
2014	to	2015	70%
2015	to	2016	72%
2016	to	2017	72%
2017	to	2018	67%
2018	to	2019	77%

Spring		Fall	Rate
2014	to	2014	67%
2015	to	2015	65%
2016	to	2016	61%
2017	to	2017	61%
2018	to	2018	56%



Secondary Programs



AY 2018-19 Secondary Program Enrollment

- Total enrollment of Guam Department of Education (GDOE) high school students in GCC secondary programs is 2,754.
- Nearly one-fourth of all secondary students attend George Washington High School (GW), which offers 11 secondary programs.
- Early Childhood Education is the largest secondary program at GW.
- Among secondary programs offered at all six GDOE high schools, Tourism Lodging Management Program has the highest enrollment.

	GW	JFKS	OHS	SHS	SSHS	THS	Total
Allied Health	71	70		53	79		273
Automotive Services Technology	57	57	57	42	54	52	319
Automotive Collision Repair	53			30			83
Construction Trades Auto CAD	35						35
Construction Trades Carpentry	45	63	62		40	47	257
Early Childhood Education	94						94
Electronics Technology	55		81	40	75		251
Marketing	55	81	75	45	64	85	405
Tourism-Lodging Management Program	72	97	88	49	77	89	472
Tourism-ProStart	66	69	82	55	68		340
Telecommunications						86	86
Visual Communications	54					85	139
Total	657	437	445	314	457	444	2,754

AY 2017-18 Certificate of Mastery Recipients

- Of the 189 students who earned a certificate in academic year 2017-18, 68 completed Tourism programs (Lodging Management and ProStart) and 61 completed the Marketing program.
- About 30% of students who earned a certificate in Marketing were enrolled at Okkodo High School.

Secondary Program	Recipients
Automotive - Automotive Service Technology	14
Carpentry	1
Construction Trades - Carpentry	2
Early Childhood Education	6
Electronics - Computer Networking	9
Health Careers and Secondary Science	27
Marketing	61
Tourism - Lodging Management Program	37
Tourism - ProStart	31
Visual Communications	1
Total Certificate of Mastery Recipients	189

AY 2017-18 Certificate of Completion Recipients

- In academic year 2017-18, 409 students received a Certificate of Completion.
- Most students received a Certificate of Completion in the Tourism Lodging Management program, followed by Construction Trades Carpentry program.

Secondary Program	Recipients
Automotive - Automotive Service Technology	32
Automotive - Collision Repair & Refinishing Technology	25
Construction Trades - AutoCAD	13
Construction Trades - Carpentry	52
Early Childhood Education	33
Electronics - Computer Networking	20
Health Careers and Secondary Science	47
Marketing	41
Tourism - Lodging Management Program	68
Tourism - ProStart	29
Visual Communications	49
Total Certificate of Completion Recipients	409

Adult Education

Adult Education

- The percentage of 16-18 year old students dropped by half from academic year 2014 (22%) to 2018 (10%).
- The percentage of adults 25+ has increased from academic year 2014 (42%) to 2018 (56%).

Academic Year	Age Group			
	16-18	19-24	25-44	45+
2014	22%	35%	34%	8%
2015	23%	35%	35%	7%
2016	19%	35%	36%	11%
2017	12%	37%	41%	11%
2018	10%	34%	42%	14%

English as a Second Language

- Enrollment in English as a Second Language increased from academic year 2015 to 2016, then stabilized until 2018.
- The completion rate over the last five academic years ranged between 56% and 76%.

Academic Year	Enrollment Count	Completion (%)
2014	59	66%
2015	59	56%
2016	96	82%
2017	100	73%
2018	93	76%





Adult Basic Education

- Enrollment in Adult Basic Education increased from academic year 2014 to 2016 then has since declined.
- In academic years 2014 and 2015, the completion rate average was 33%.
- Over a three-year period (AY2016-2018), the completion rate average was 74%.

Academic Year	Enrollment Count	Completion (%)
2014	392	32%
2015	417	34%
2016	580	79%
2017	417	68%
2018	382	76%

Adult Secondary Education

- Enrollment in Adult Secondary Education jumped from 10 students in academic year 2017 to 397 students the following year.
- The completion rate remained above 70% between academic year 2014 and 2017.
- Completion rate in academic year 2018 dropped tremendously to 3%.

Academic Year	Enrollment Count	Completion (%)
2014	73	77%
2015	25	72%
2016	42	90%
2017	10	100%
2018	397	3%

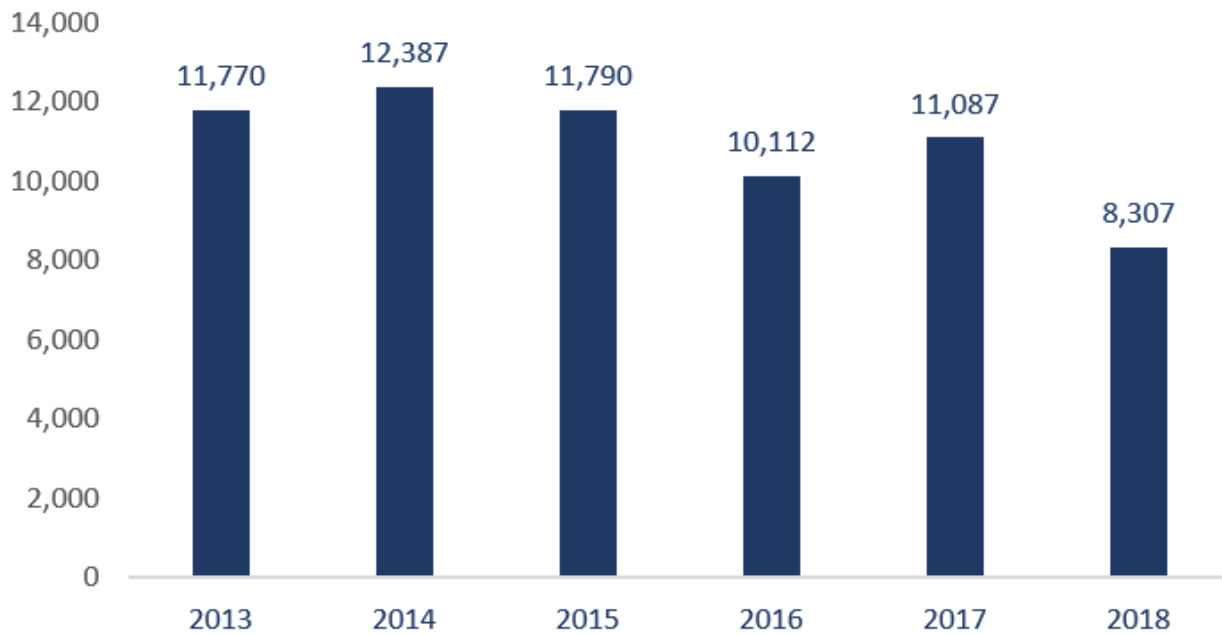
Continuing Education & Workforce Development



Overall Enrollment by Fiscal Year

	Qtr 1	Qtr 2	Qtr 3	Qtr 4	TOTAL
2013	3,347	2,549	2,912	2,962	11,770
2014	3,023	2,615	3,503	3,246	12,387
2015	3,865	2,358	2,120	3,447	11,790
2016	3,040	2,298	4,125	1,448	10,911
2017	3,402	2,881	2,465	2,339	11,087
2018	1,521	2,694	2,052	2,040	8,307
	Jan-Mar	Apr-June	July-Sep	Oct-Dec	

Overall Enrollment by Fiscal Year



Apprenticeship



Private Sector Employers	Count
Addison Global Interiors	1
Arluis Weddling	1
Atkins Kroll	3
AXS Insurance	2
Barrett Plumbing	9
Cabras Marine Corporation	24
Carrier Guam, Inc.	1
Core Tech Int'l	6
Docomo Pacific	82
Duenas, Camacho & Assoc.	2
DZSP 21	2
Eurocar Services, Inc.	2
F.A.C.S Incorporated	1
G4S Secure Solutions	6
G4S Security Systems	11
Gourmet Guam, Inc.	2
GTA TeleGuam	41
Guam Auto Spot	1
Hawaiian Rock Products	15
IMCO General Construction	6
Infant of Prague	4
Island CERTS Corp.	3
IT&E	9
JMSI Electrical, LLC	3
Kloppenbug Enterprises, Inc.	7
Korando Corporation	6
Lots of Learning Day Care	2
Mid Pac Far East	5
Micro. Renewable Energy, Inc.	7
Nippo Corporation	1
Nissan Motors Corp. Guam	5
Pacific Biomedical Srv.	3
Pacific Human Resources Inc.	3
Pacific Unlimited, Inc.	3
Perez Bros.	3
TLC Day Care	4
United Tire Service Center	1
Universal Tire Supply	3
Subtotal (Private sector)	290

Public Sector Employers	Count
Dept. of Administration	3
Department of Corrections	22
Dept. of Education	1
Dept. of Land Management	1
Department of Youth Affairs	4
Guam Tech Institute (Guam Shipyard)	1
GHURA	13
Guam Police Department	15
Guam Waterworks Authority	2
Judiciary of Guam	5
Port Authority of Guam	5
Subtotal (Public sector)	72

Employee Classification

Full-Time Employee Classification

	2014	2015	2016	2017	2018
Staff	104	97	95	98	90
Administrators	40	32	35	37	37
Faculty	122	114	112	110	110
Total	266	243	242	245	237



Faculty by Position Title

	2014	2015	2016	2017	2018
Professor	6	5	5	5	5
Associate Professor	20	20	18	17	17
Assistant Professor	23	21	20	25	25
Instructor	51	53	50	44	49
Assistant Instructor	15	15	19	15	14
Adjunct Faculty	79	57	91	91	91
Total	194	171	203	197	201



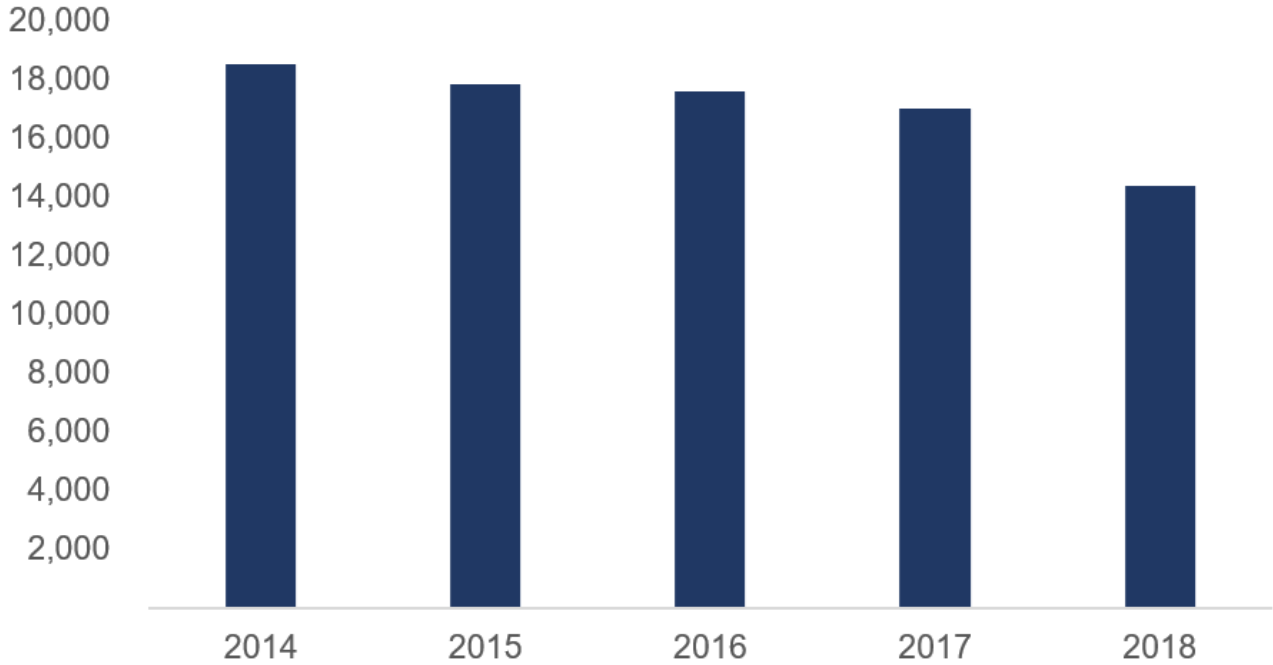
GCC Impact



	Postsecondary	Secondary	Apprenticeship	Adult Education	Continuing Education
2014	2,563	2,536	519	524	12,387
2015	2,410	2,609	534	501	8,722
2016	2,428	2,978	546	718	10,112
2017	2,218	2,719	439	527	11,087
2018	2,078	2,754	362	872	8,307



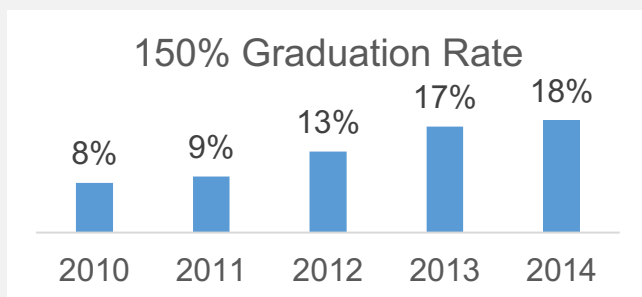
GCC Total Impact



Institution-Set Standards (ISS)

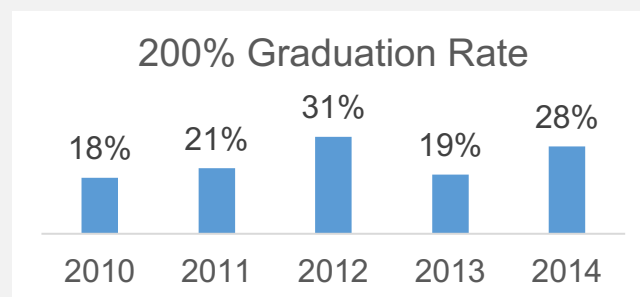
150% Graduation Rate

The percentage of first-time, full-time, degree-seeking students in the Fall semester who graduated within three years if enrolled in an associate's degree program or within one-and-a-half years if enrolled in a certificate program.



200% Graduation Rate

The percentage of first-time, full-time, degree-seeking students in the Fall semester who graduated within four years if enrolled in an associate's degree program or within two years if enrolled in a certificate program.



Job Placement Rate

The percentage of graduates (i.e. students completing a career-technical education program or certificate program) from each academic year who were employed in a job aligned to their program of study.

	2014	2015	2016	2017
Accounting (AS)	N/A	N/A	N/A	82%
Education (AA)	70%	83%	55%	69%
Early Childhood Education (AS)	71%	N/A	N/A	67%
Criminal Justice (AS)	N/A	80%	N/A	86%
Criminal Justice (CERT)	85%	N/A	24%	90%
Practical Nursing (CERT)	85%	N/A	24%	90%
Visual Communications (AS)	N/A	N/A	N/A	60%

Notes: The job placement rate is only reported for programs where at least 10 students completed in the designated academic year and at least 10 students were contacted. "N/A" (not applicable) denotes a year in which the two criteria were not met for the program.

The job placement rate for each designated year is as of April in the following year.

Data was extracted from GCC's Student Information System Operational Data Store and phone surveys of GCC graduates conducted August 2014 to April 2019.

	2015	2016	2017	2018
Degree Completion The number of Associate of Arts and Associate of Science degrees that were awarded during the academic year.	89	90	91	278
Certificate Completion The number of Certificates that were awarded during the academic year.	66	67	68	94
Student Course Completion The percentage of students who successfully passed courses out of the total number of courses that were taken during the Fall semester of each year. The course completion rate includes both credit and non-credit courses.	84%	81%	82%	82%
Transfer The number of students who transferred from GCC to University of Guam (UOG), a four-year institution that has existing articulation agreements for General Education courses, non-General Education courses, and several degree programs in their entirety with GCC.	55	44	63	57
Student Learning Outcomes The percentage of courses assessed out of the total number of courses offered during the academic year. The total number of courses excludes archived courses.	100%	100%	100%	100%
Student Learning Outcomes The percentage of programs assessed out of the total number of programs offered during the academic year. The total number of programs excludes archived programs.	100%	100%	100%	100%
Licensure Pass Rate The percentage of students who passed a licensure exam. The licensure pass rate for graduates only includes programs for which students must pass an exam in order to work in their field of study.	75%	64%	75%	89%
<i>Note:</i> The examination pass rate for graduates with a Certificate in Practical Nursing includes both first-time test-takers and test-takers who re-took the exam in subsequent years. The pass rate reported to the Guam Board of Nursing Examiners (GBNE) is based only on the result of first-time test-takers.				

FACTBOOK

2018/19 | Volume 13

Created by the Community College Act of 1977, Guam Community College offers associate degrees, certificates, and industry certification in more than 50 fields of study. GCC also offers a U.S. Department of Labor-approved apprenticeship program in conjunction with over 100 island employers, in addition to Adult Basic Education, an Adult High School diploma program, high school equivalency testing and preparation, and English as a Second Language courses.

1 Sesame St,
Mangilao, Guam
www.guamcc.edu

MAILING ADDRESS

P.O. Box 23069 GMF
Barrigada, Guam 96921

ACCREDITED BY

Accrediting Commission
for Community and
Junior Colleges (ACCJC),
Western Association of
Schools and Colleges
(WASC).

ADMISSIONS & REGISTRATION

(671) 735-5531-4
gcc.registrar@guamcc.edu
gcc.info@guamcc.edu

DEGREES OFFERED

Associate of Science
Associate of Arts
Certificate
Journeyworker Certificate
Diploma

SCHOLARSHIPS & FINANCIAL AID

(671) 735-5543/4
financialaid@guamcc.edu