

GUAM COMMUNITY COLLEGE RECYCLING GUIDELINES

The Guam Community College is committed to effectively diverting waste that is recyclable on island.

The following items are recyclable on the GCC campus.




ALUMINUM CANS

- ✓ Confirm that the can is aluminum (squeeze test or magnet test.)
- ✓ Empty the can thoroughly.
- ✓ Lightly rinse with water if necessary.
- ✓ Place in the appropriate bin.

PLASTIC 1 AND 2

- ✓ Confirm that the plastic material is type #1 or #2 via the small recycling symbol on the bottom of the bottle or on its label. There should be a #1 or #2 inside the symbol. Please check all plastic containers, not just drink bottles.
- ✓ Empty the bottle/container and rinse lightly if necessary.
- ✓ Bottle caps are not recyclable- please discard them in the trash.
- ✓ Place the bottle in the appropriate bin.


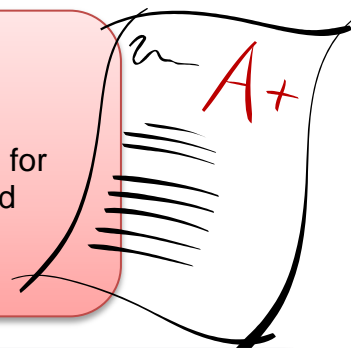


CARDBOARD

- ✓ Cardboard materials are usually brown-colored and range in thickness (packing boxes, toilet paper rolls, notebook covers, etc.)
- ✓ The LAGU Sanitation “cardboard” recycling containers are located in front of building 300-400.
- ✓ Do not place cardboard materials containing laminates or wax coatings in the cardboard recycling containers.

PAPER

- ✓ White paper, magazines, newspapers, phonebooks, notebook paper and computer paper can be recycled.
- ✓ White paper with minimal contents printed on only one side should be reused for personal copies or scratch paper. Confidential documents should be shredded before being placed in the paper recycling bin.
- ✓ DO NOT put cardboard materials in this bin.



XEROX INK TONERS AND CARTRIDGES

- ✓ Ink cartridges and toners from XEROX machines can be recycled on campus.
- ✓ Ensure that the toner or cartridge is empty.
- ✓ Remove and replace the cartridge and toner.
- ✓ Bring your used ink cartridges or toners to Mr. Frank Salas at the Admin building, 1st floor left wing copier room.